

No. 618,887.

Patented Feb. 7, 1899.

M. LEVIT.
DISPLAY CASE.

(Application filed Sept. 15, 1898.)

(No Model.)

Fig. 1.

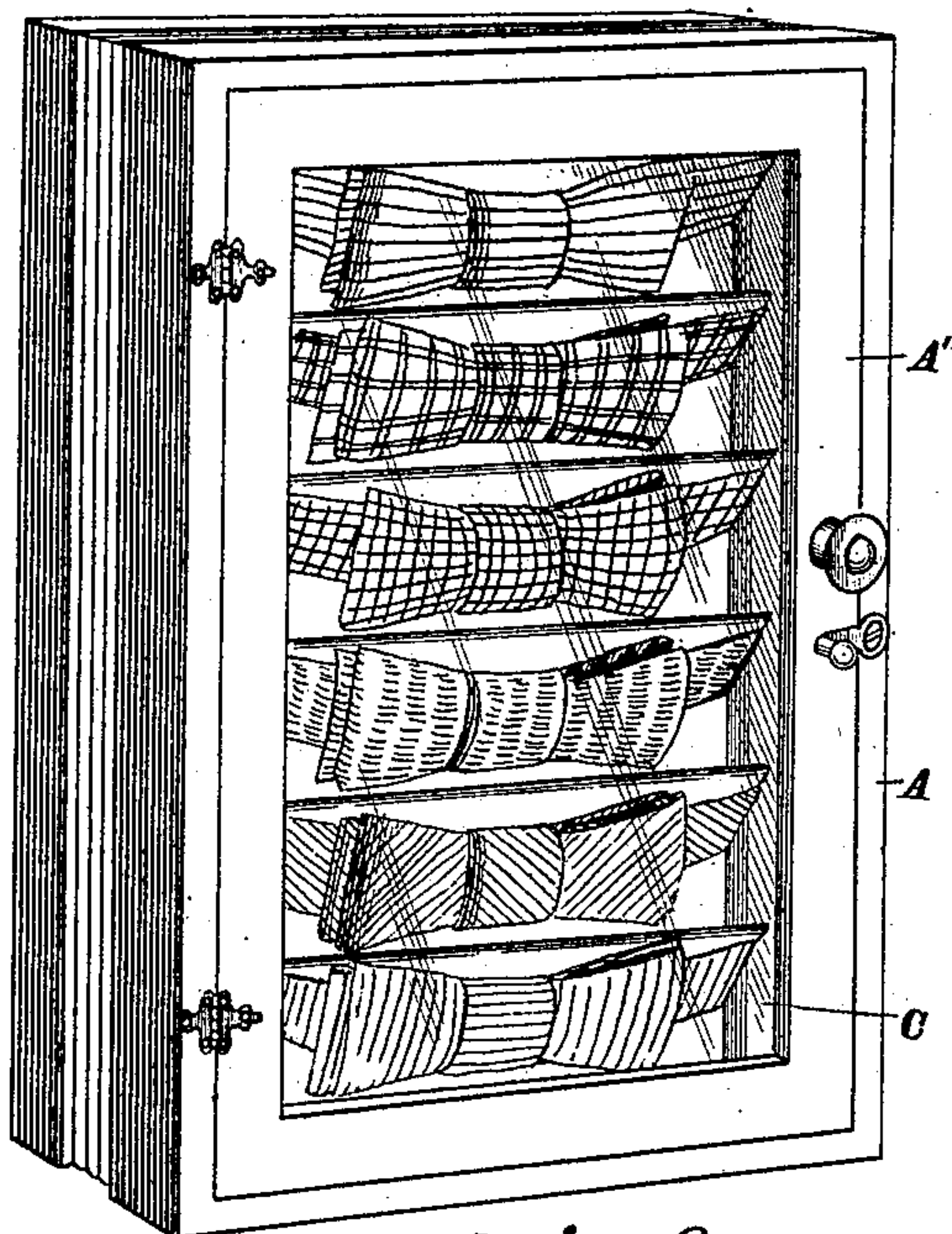


Fig. 2.

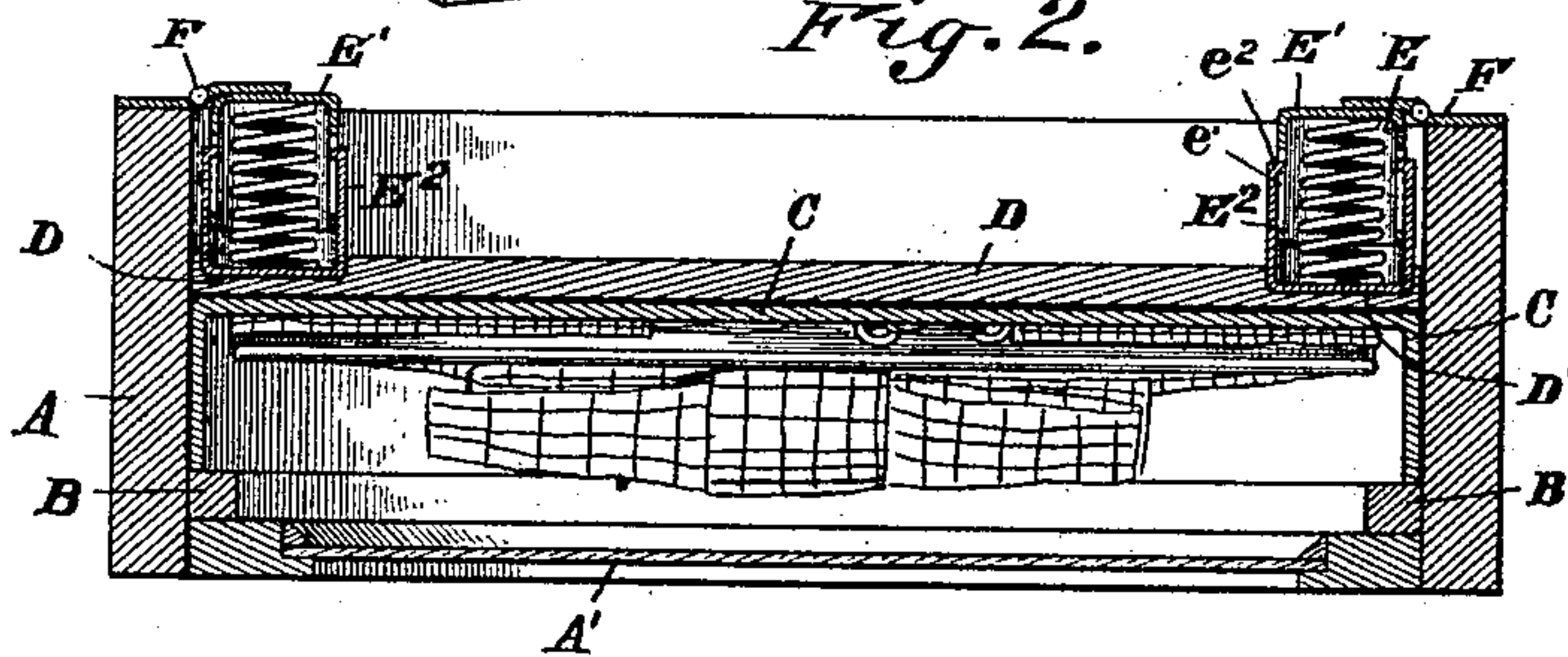
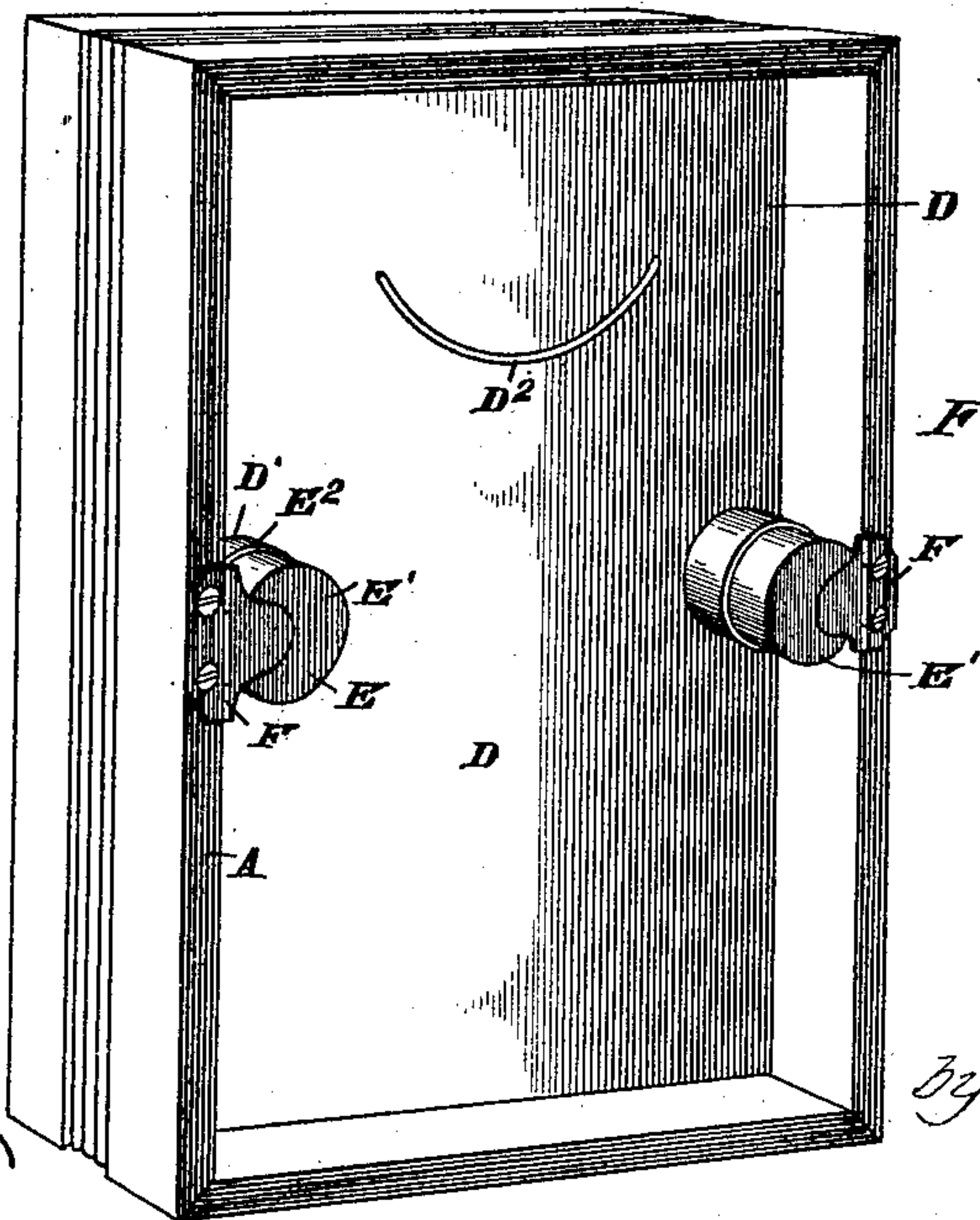


Fig. 3.



Witnesses
J. W. Riley,
Chas. E. Brock

Inventor
Max Levit,
by *Thurston*
Attorneys

UNITED STATES PATENT OFFICE.

MAX LEVIT, OF SHENANDOAH, PENNSYLVANIA.

DISPLAY-CASE.

SPECIFICATION forming part of Letters Patent No. 618,887, dated February 7, 1899.

Application filed September 15, 1898. Serial No. 691,027. (No model.)

To all whom it may concern:

Be it known that I, MAX LEVIT, a citizen of the United States, residing at Shenandoah, in the county of Schuylkill and State of Pennsylvania, have invented a new and useful Display-Case, of which the following is a specification.

This invention relates generally to display racks or cases for mercantile purposes, and more particularly to one intended to display wearing-apparel, the object being to provide an exceedingly cheap and simple device by means of which shirts, collars, cuffs, neckties, and similar articles can be displayed in the store or shop window without being damaged by handling, flies, or any external cause.

Another object is to provide a display-case in which the article to be displayed can be quickly and easily put in or taken out as desired.

Another object is to provide a display-case in which a series of articles can be held at one time and all displayed or only one, as preferred.

The invention consists in the peculiar construction of the various parts and in their novel combination and arrangement, all of which will be fully described hereinafter, and particularly pointed out in the claims.

In the drawings forming part of this specification, Figure 1 is a perspective view of a case constructed in accordance with my invention. Fig. 2 is a transverse sectional view, and Fig. 3 is a rear perspective view.

In the practical embodiment of my invention I employ a frame or case A essentially rectangular in shape and provided with a glass door A', as shown in Fig. 1, or it may have an entire front of glass, the same as a picture-frame, said glass being held in any suitable manner. A stop bead or strip B is arranged upon the interior of the case or frame, and this may be arranged on all four sides or only on two opposite sides, as preferred. The purpose of these strips B is to form a rest or stop for the box or tray or card C carrying the articles to be displayed—in the present instance, neckties. The box, tray, or card C carrying the goods is held in place

against the beads B by means of a back board D, which is fastened by a novel form of spring-fastener E, which consists of two telescopic sections E' and E², the section E' being connected to the side of the frame or case A by means of a hinge-plate F, and these sections contain a coiled spring G and are connected to each other in any suitable manner. In the drawings I have shown the section E' slotted at e', and the section E², having an inwardly-bent tongue e², which fits into the slot, prevents dislocation, but permits telescoping of the sections. Shallow depressions or recesses D' are formed in the rear face of the back board to receive the ends of the sections E², and a suitable handle D² is attached to the board to facilitate its removal.

When a hinged door is provided, as shown in Fig. 1, it can be opened when desired and the articles inspected or removed, but for the purpose of inspection alone it is not necessary to open the case, and one of the objects of this case is to prevent soiling of the goods.

In using my improved display-case the goods to be displayed are placed within the case, the back arranged and fastened, and the case set in place upon the counter or in the show-window. If the articles to be displayed are in a box, tray, or upon a card, the box, tray, or card is placed against the bead B; but if the article is not upon a card, such as a shirt, it is placed directly against the glass front.

To open the case, the sections are pressed in so as to clear the recesses or depressions, and the whole fastener is then thrown back to one side upon the hinge. The back is then removed and the case is open. To close the case, the operations are simply reversed.

Having thus fully described my invention, what I claim as new, and desire to secure by Letters Patent of the United States, is—

1. In a display-case, a frame having a glass front, a removable back, and spring fastening devices hinged at each side and adapted to be swung outwardly, substantially as shown and described.

2. In a display-case, a frame having a glass front, a removable back, and the hinged fas-

tening devices composed of telescopic spring-actuated sections, substantially as shown and described.

3. In a display-case, the combination with
5 a frame having a glass front, of the beading-strips, the removable back having depressions or recesses, and the hinged fastening

devices composed of telescopic sections, and a spring contained within the sections, substantially as shown and described.

MAX LEVIT.

Witnesses:

J. R. COYLE,
ABE SHERMAN.