

No. 618,449.

Patented Jan. 31, 1899.

G. C. WARNER.  
CARD OR PICTURE MOUNT.

(Application filed Feb. 5, 1898.)

(No Model.)

Fig. 3,

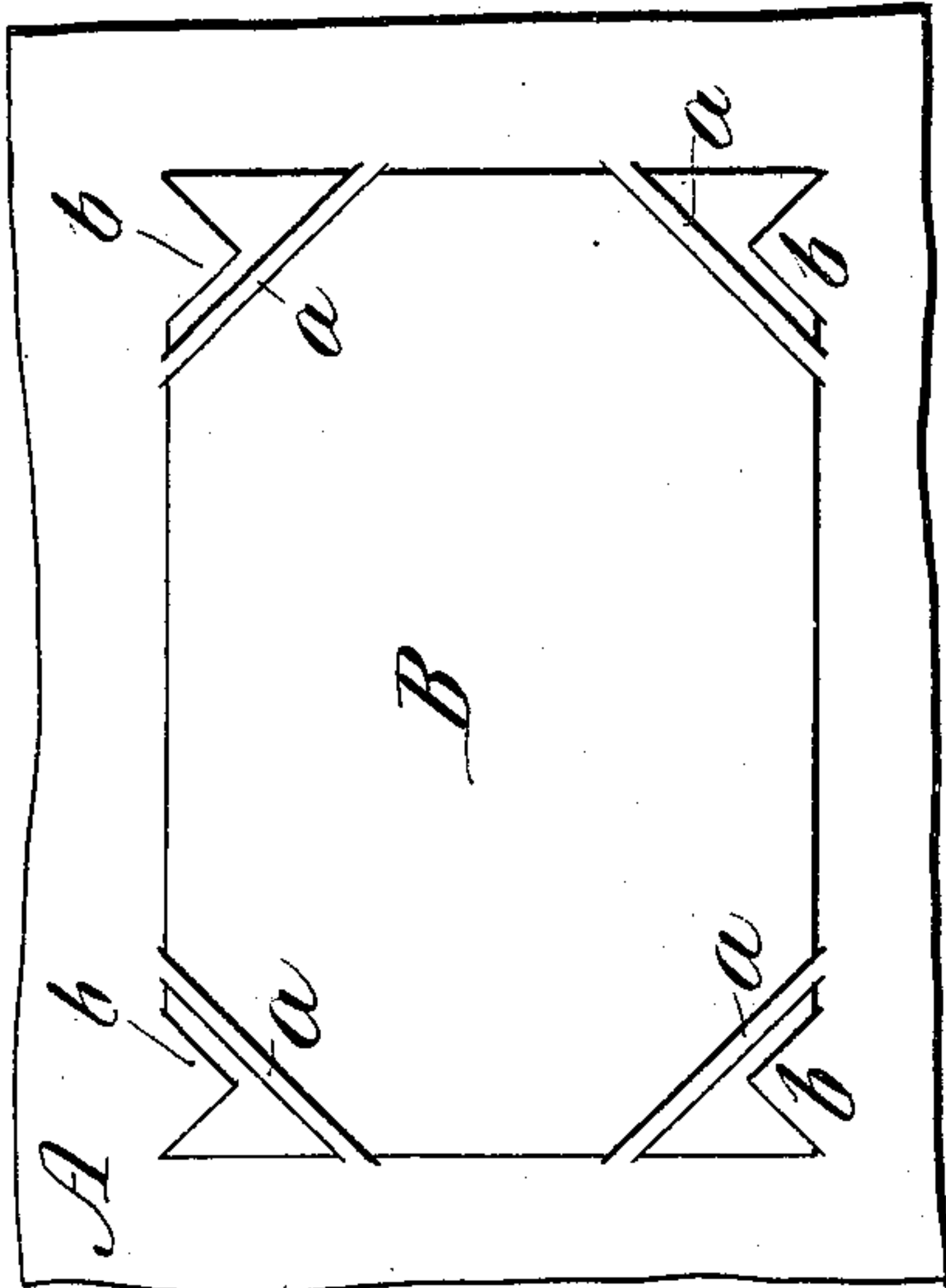


Fig. 4,

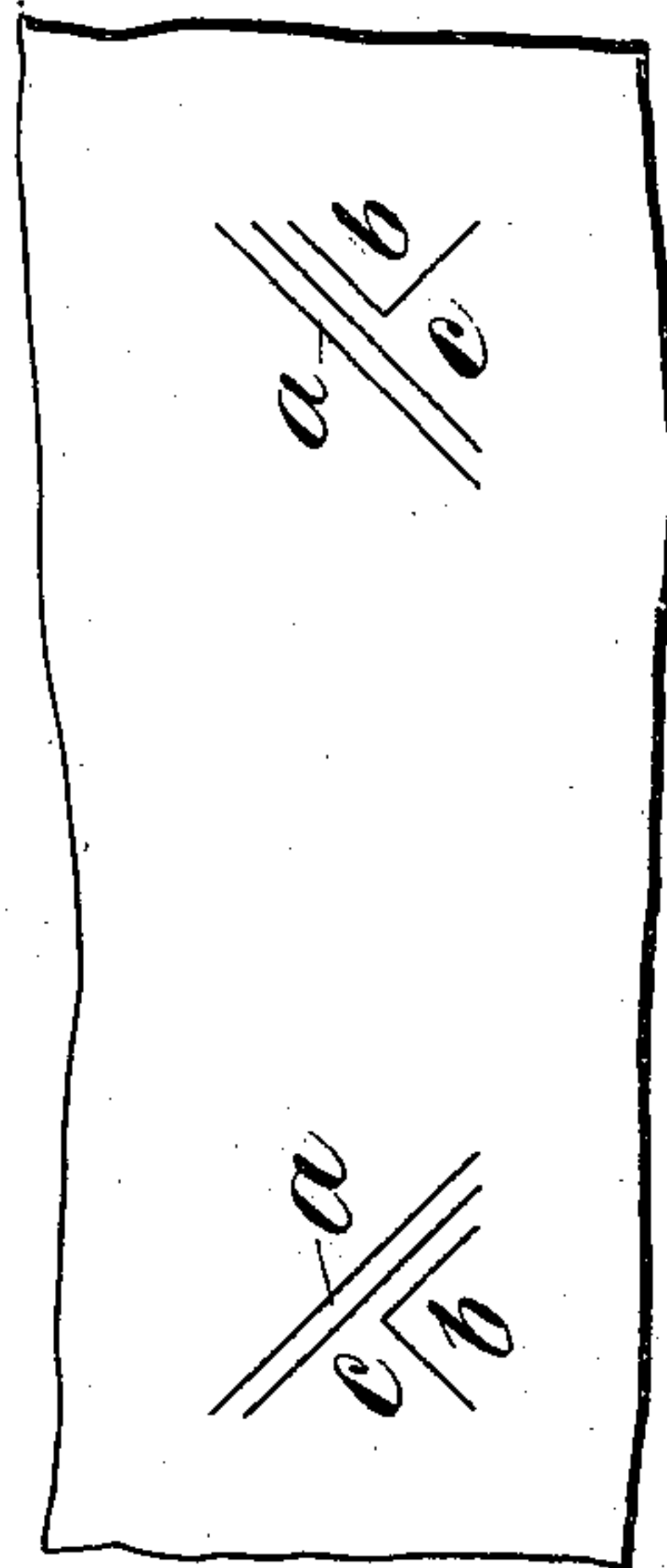


Fig. 1,


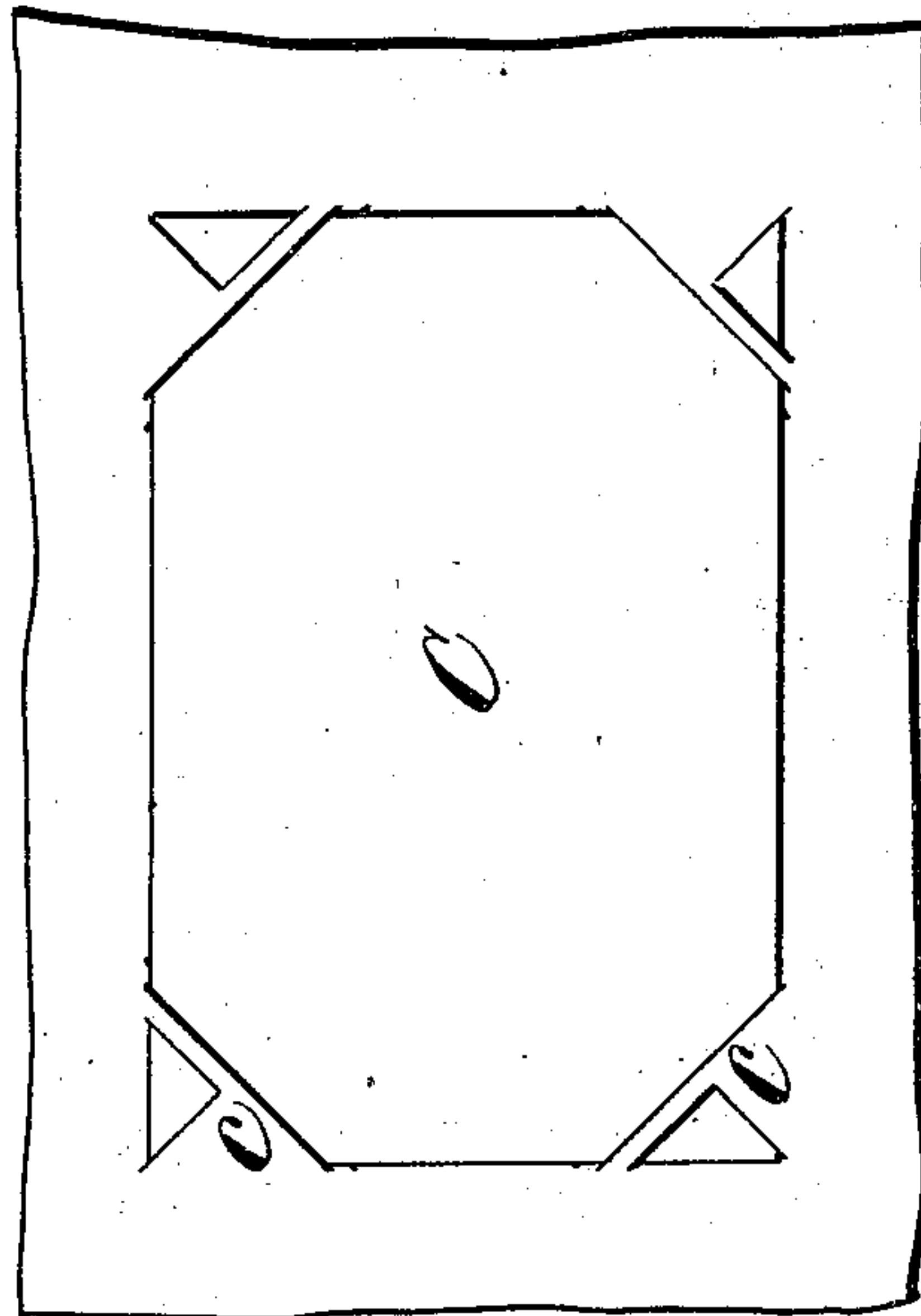


Fig. 2,



WITNESSES:

Nicholas M. Goodlett  
Edwin S. Sizer

George Coffing Warner

INVENTOR

BY

Witter Kenyon  
ATTORNEYS

# UNITED STATES PATENT OFFICE.

GEORGE COFFING WARNER, OF GREAT BARRINGTON, MASSACHUSETTS.

## CARD OR PICTURE MOUNT.

SPECIFICATION forming part of Letters Patent No. 618,449, dated January 31, 1899.

Application filed February 5, 1898. Serial No. 669,196. (No model.)

*To all whom it may concern:*

Be it known that I, GEORGE COFFING WARNER, a citizen of the United States, and a resident of Great Barrington, in the county of Berkshire, State of Massachusetts, have invented a new and original Improvement in Card or Picture Mounts, of which the following is a specification.

This invention relates to card or picture mounts, and has for its object to provide a mount adapted to securely hold a card or picture on one or both sides of a blank and so that the cards or pictures may be easily fixed or withdrawn from place.

The invention consists of the mount hereinafter set forth.

In the drawings, in which like letters designate similar parts in all the views, Figures 1 and 2 are plan views of one embodiment of the invention, showing cards fixed in opposite sides of the mount. Fig. 3 is a plan view of the invention, slightly modified and holding a card on one side. Fig. 4 is a plan view of a portion of the mount, showing corner straps and clips corresponding to the lower straps and clips of Fig. 1 and without a card or picture.

A is a blank, of paper, cloth, or any other suitable material, having the four corner-straps *a* cut therein. Between the ends of the straps *a* are cut the clips *b*, so that a card B may be secured on one side of the blank by slipping each corner underneath the straps *a* and clips *b*. By cutting the straps *a* and clips *b*, as described, there will be left on the opposite side of the blank a strap *c*, as shown in Fig. 2, underneath which the corners of another card may be secured directly oppo-

site the card A. The clips *b*, it will be noted, serve to reinforce the straps *a* and at the same time do not weaken the straps *c*.

In Fig. 1 it will be seen that the four clips *b* are located adjacent each of the four edges of the card A, while in Fig. 3 the clips are adjacent only the two side edges of the card. They might of course be located adjacent only to the end edges of the card, as are two of the clips in Fig. 1.

The straps and clips may of course be made of any convenient size, and changes in their shape may be made without departing from the invention.

What I claim as new, and desire to secure by Letters Patent, is—

1. A card or picture mount consisting of a blank having corner-straps and clips cut therein substantially as described, whereby cards or pictures may be securely mounted upon both or either of the sides of the blank, substantially as set forth.

2. A card or picture mount consisting of a blank having corner-straps and clips cut therein substantially as described, the clips being located so as to come one adjacent each of the four sides of the card or picture secured thereby, whereby cards or pictures may be securely mounted upon both or either of the sides of the blank, substantially as set forth.

In testimony whereof I have signed my name to this specification in the presence of two subscribing witnesses.

GEORGE COFFING WARNER.

Witnesses:

NICHOLAS M. GOODLETT, Jr.  
JAS. C. HOWELL.