

No. 618,031.

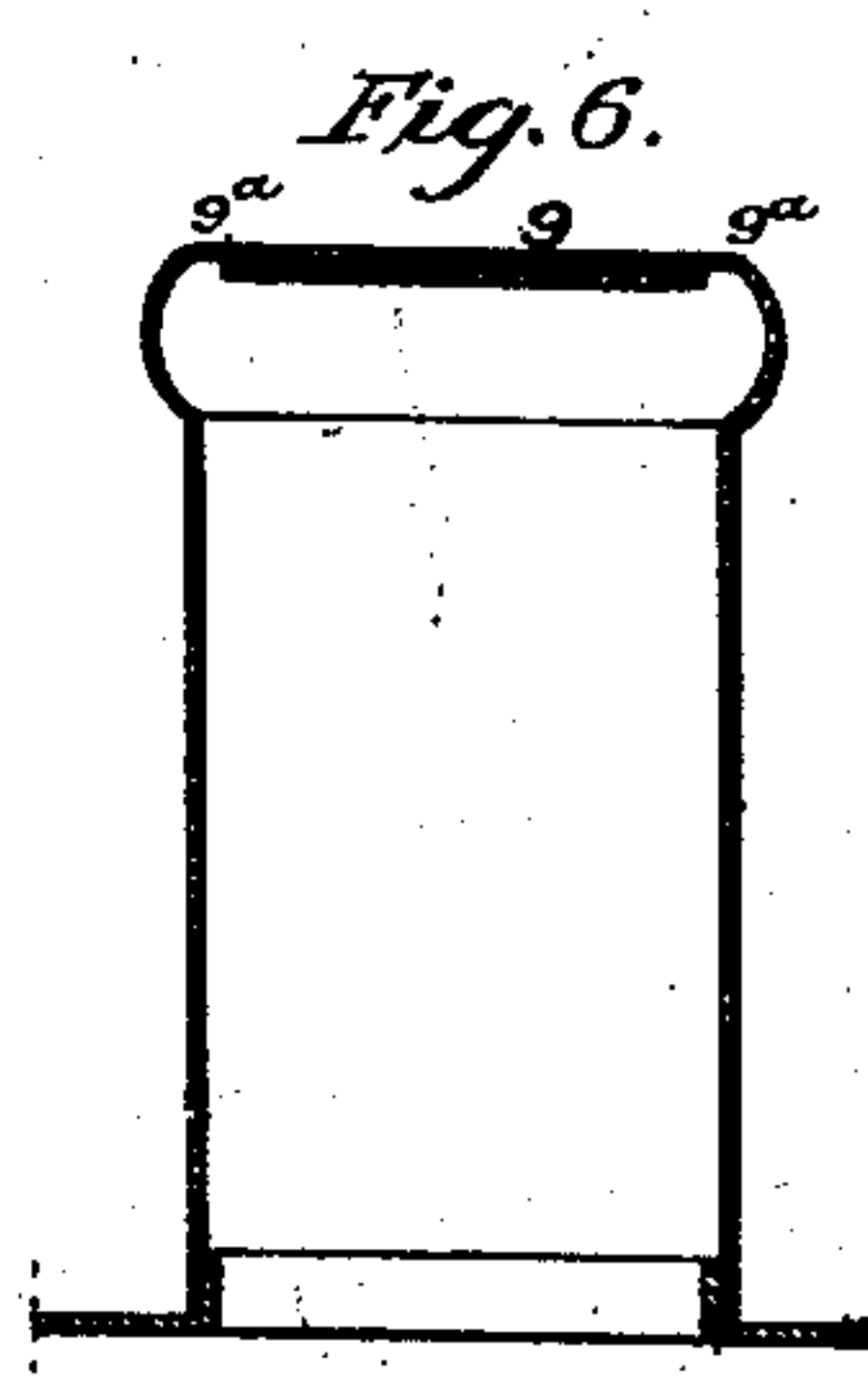
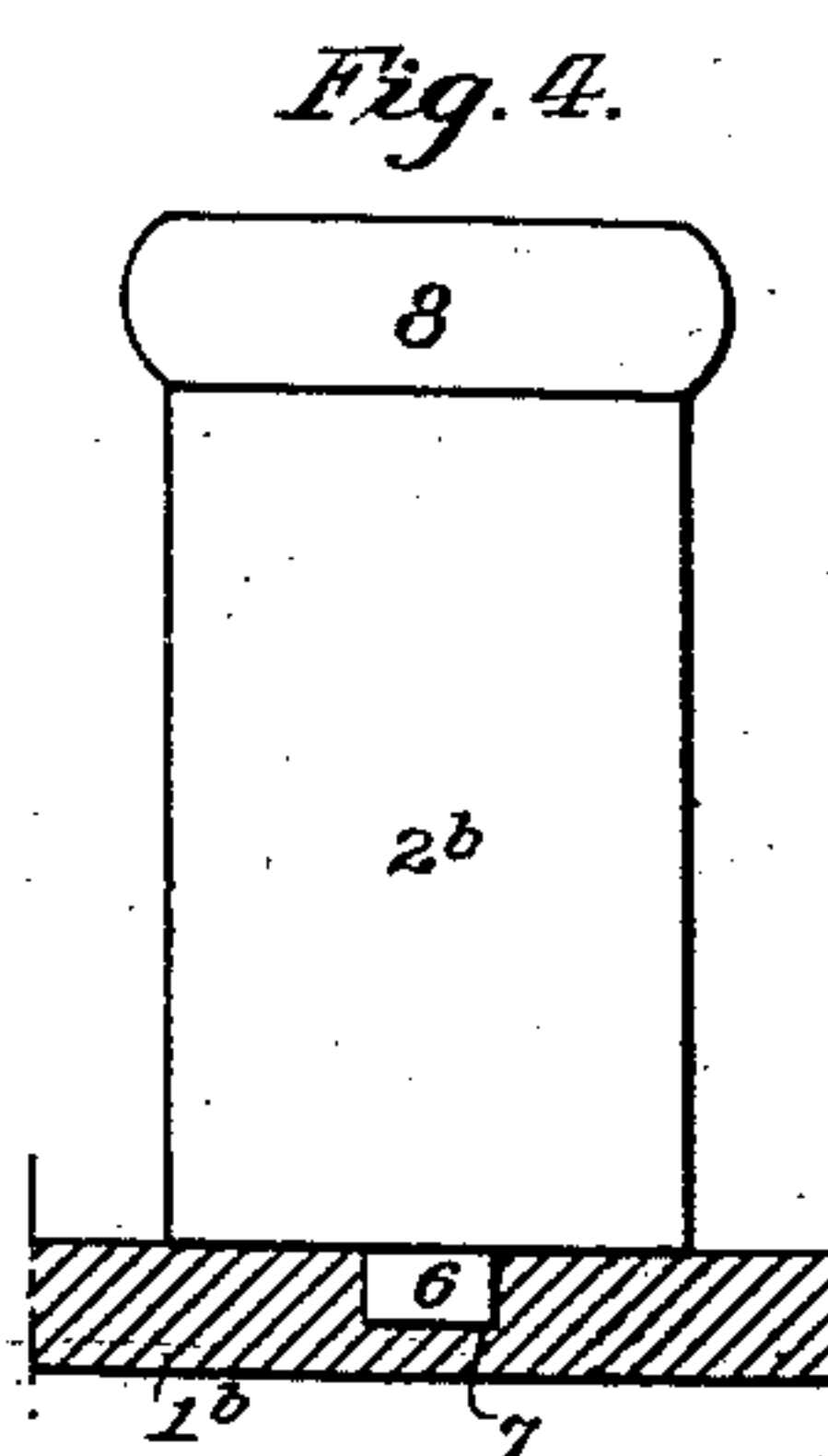
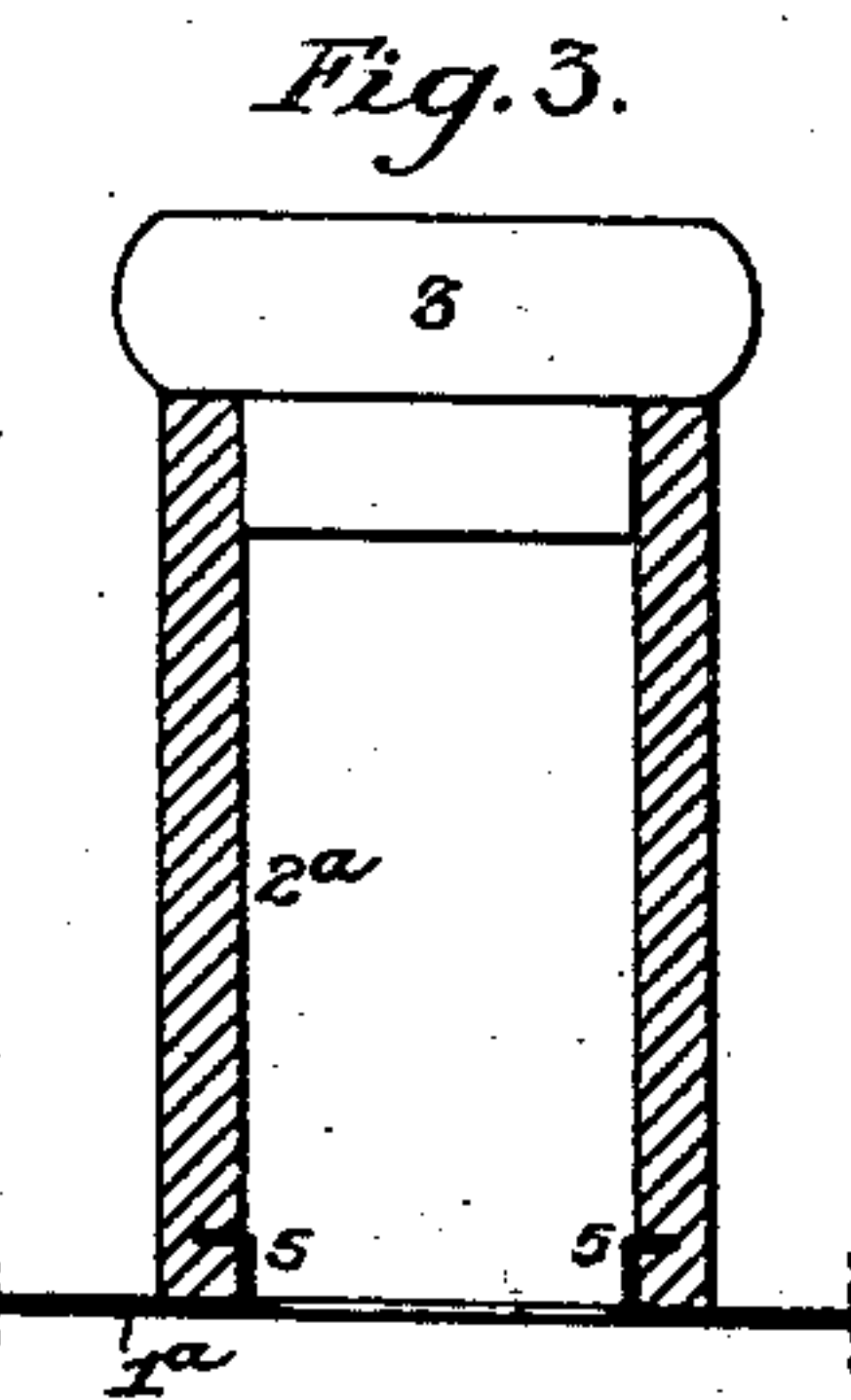
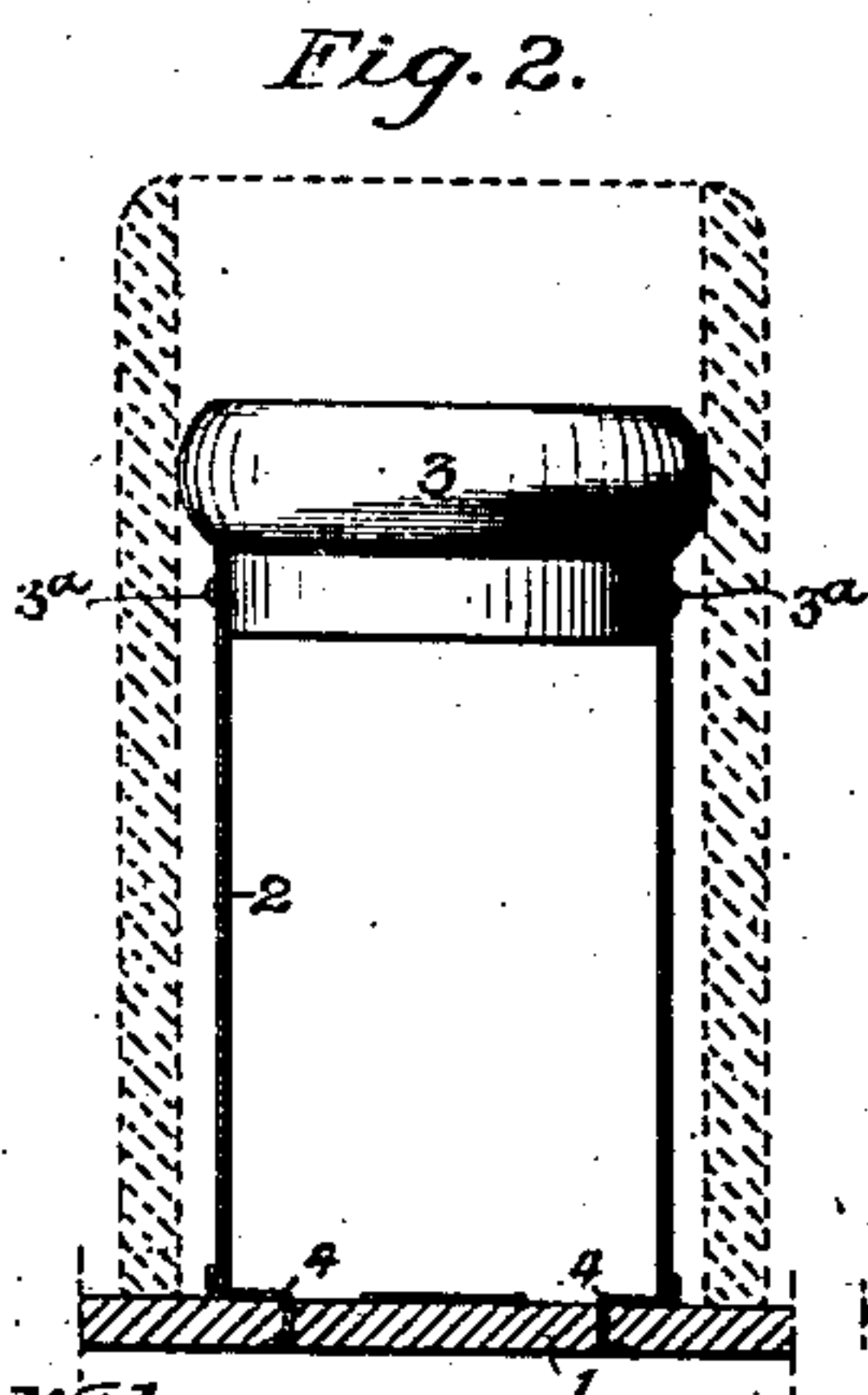
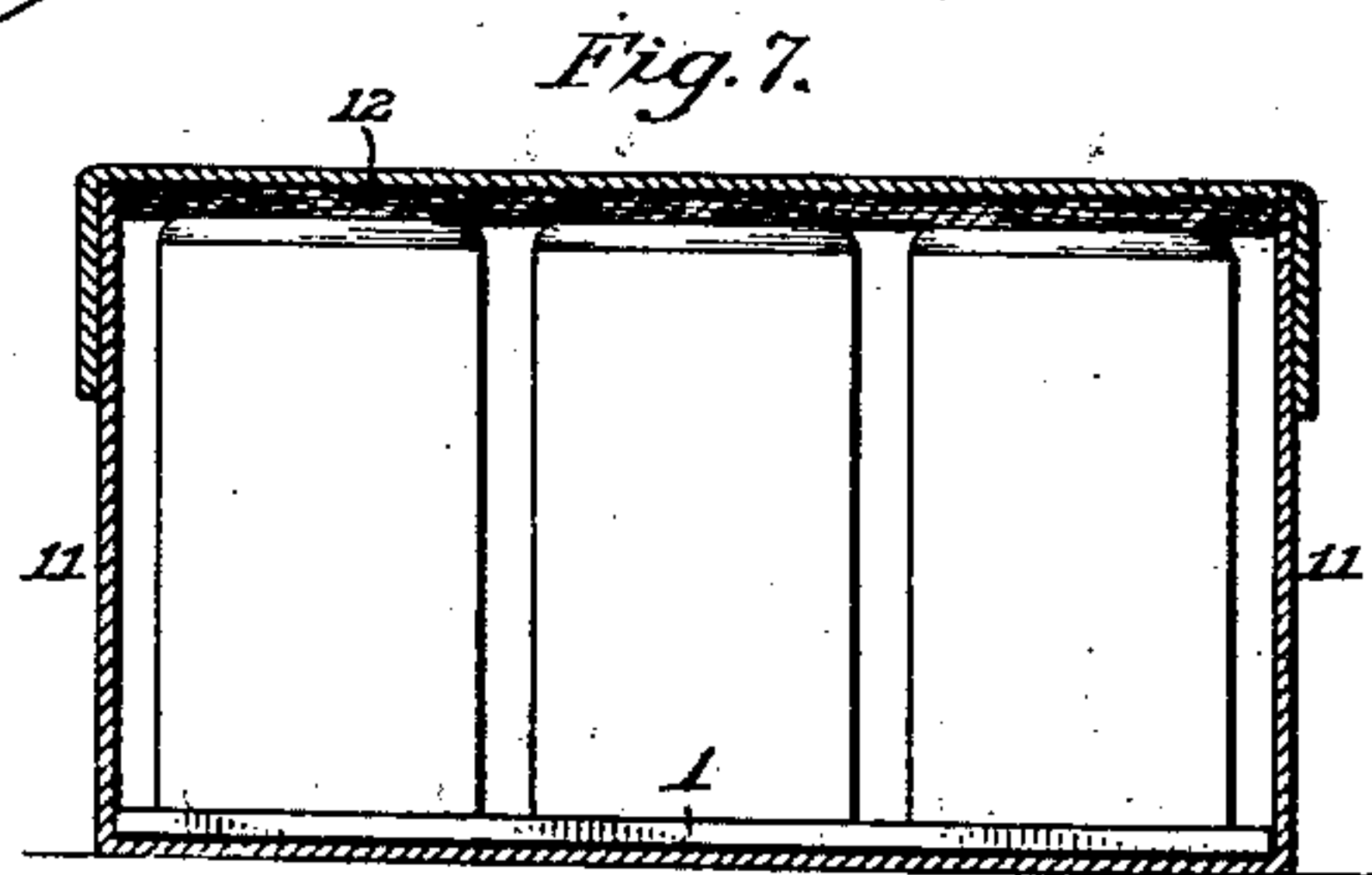
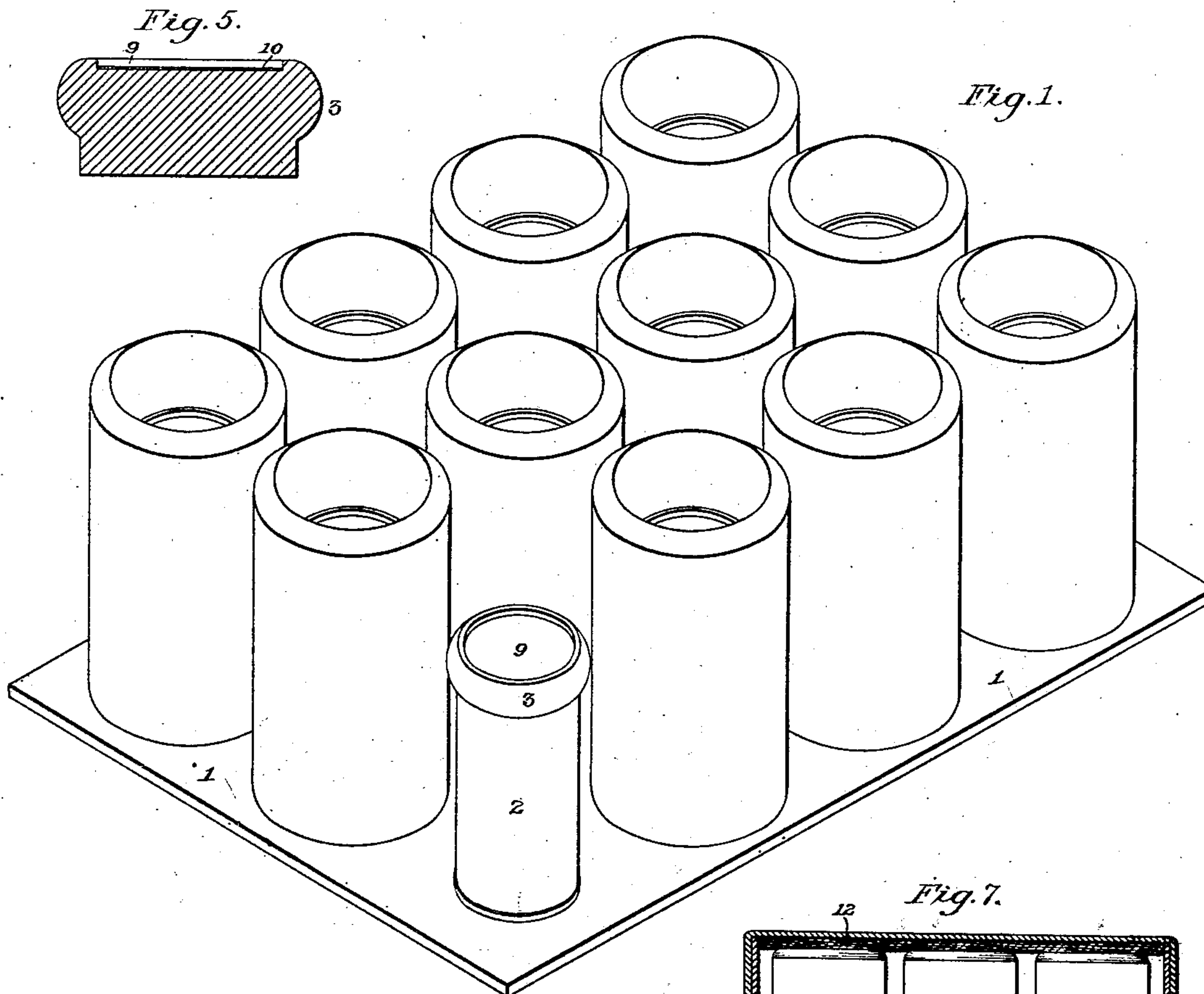
Patented Jan. 17, 1899.

C. A. GILDEMEYER.

HOLDER FOR PHONOGRAPH OR GRAPHOPHONE RECORDS.

(Application filed Feb. 18, 1898.)

(No Model.)



Witnesses:
Murray C. Boyer
Hamilton S. Turner

Inventor:
Charles A. Gildemeyer
by his Attorneys,
Howard & Howard

UNITED STATES PATENT OFFICE.

CHARLES A. GILDEMEYER, OF HADDONFIELD, NEW JERSEY, ASSIGNOR TO
THE ECLIPSE PACKAGE HANDLE COMPANY, OF CAMDEN, NEW JERSEY.

HOLDER FOR PHONOGRAPH OR GRAPHOPHONE RECORDS.

SPECIFICATION forming part of Letters Patent No. 618,031, dated January 17, 1899.

Application filed February 18, 1898. Serial No. 670,785. (No model.)

To all whom it may concern:

Be it known that I, CHARLES A. GILDEMEYER, a citizen of the United States, and a resident of Haddonfield, Camden county, New Jersey, have invented certain Improvements in Holders for Phonograph or Graphophone Records, of which the following is a specification.

My invention consists of an improved form of holder for phonograph or graphophone records, said holder comprising a base upon which a series of suitable supports are mounted, the whole being adapted to be carried in a box or placed in the drawer of a suitable cabinet.

In the accompanying drawings, Figure 1 is a perspective view of the holder, showing the manner of mounting the records thereon, with one of the records removed to show the support for the same. Fig. 2 is a sectional view of one of the supports for the records with a record shown by dotted lines. Figs. 3 and 4 are modifications of the support shown in Fig. 2. Fig. 5 is a sectional view of the plug fitting the tube forming a record-support. Fig. 6 is a sectional view of a support made of sheet metal spun or pressed into the required form, and Fig. 7 is a sectional view of a box containing the holder and the records carried thereby.

The extent to which phonographs and graphophones are coming into use at the present day has demanded some means for safely handling the records, since they are frequently changed and returned. To this end I have devised a holder which is portable, being adapted to be packed in a box for carriage, while for home use the holder may fit in the drawer of a cabinet or desk.

In the accompanying drawings, 1 represents the base of the holder, which may be of sheet metal, pasteboard, wood, or other suitable material, to which is secured a series of tubes 2, forming supports for the records. These tubes may be of metal, pasteboard, wood, or any other suitable material and are of slightly less height than the records and of less diameter than the internal diameter of the same. Fitting the tops of these tubes 2 are plugs 3, of wood or papier-mâché, having a rounded outer surface which exactly fits the internal

diameter of the records. The tubes 2, if of metal, may be secured to the base 1 by bending portions 4 of the bottom of the same into the base, as shown in Fig. 2.

In Fig. 3 a tube of thick pasteboard 2^a is shown secured to a metal base 1^a. In this instance the tube is held by means of metal clips 5, struck up from the base, and the plug 3 is preferably glued in the top of the tube.

Fig. 4 shows a support 2^b, made entirely of wood, having a dowel 6 fitting a hole 7 in the wooden base 1^b, this wooden support being turned so as to form the head 8 and being preferably glued to the base.

In addition to the forms of support described above I may form one entirely of sheet metal spun or pressed into the desired shape, and such a form of support I have shown in Fig. 6.

A depression 9 is formed in the plug 3 or in that portion of the support serving the same purpose for the reception of a card or label 10, containing advertising matter or matter relating to or indicating the record to be placed upon that support. The card is preferably placed in this depression, so that there will be no liability of injury to the same.

In the form of support shown in Fig. 6 the depression 9 is provided with undercut walls 9^a, which serve to prevent accidental displacement of a card or label placed in said depression.

In the form of support shown in Fig. 2 the plug 3 is secured in the tube 2 by means of small pins 3^a, passing through said tube.

The base containing the series of supports is preferably arranged in a box 11 for carriage, as shown in Fig. 7, the box being of such size that the base of the holder will exactly fit to the interior of the same. A layer of cotton wadding 12 is usually placed on top of the records to prevent any injury from the top of the box.

Having thus described my invention, I claim and desire to secure by Letters Patent—

1. A holder for phonograph or graphophone records comprising a base and a series of supports secured to said base, each of said supports having a body of sufficiently less diameter than the interior of the record to

freely enter the same without contact therewith and an enlarged head adapted to fit the interior of the record so that the same will be held in a vertical position on said base.

5 2. A holder for phonograph or graphophone records comprising a base and a series of supports secured to said base, each of said supports being slightly less in height than the record, having a body of less diameter than
10 the internal diameter of the record, and an enlarged head fitting said internal diameter of the record.

3. A support forming a holder for phonograph or graphophone records, said support
15 comprising a metal tube secured to a suitable base, with a rounded and projecting plug forming a head, fitting the internal diameter of the record and secured in the top of said tube.

20 4. A support for phonograph or graphophone records, said support comprising a se-

ries of holders secured to a suitable base, each having a portion fitting the internal diameter of the record, each of said holders also having a depression in the top for the reception of a flexible card or label, whereby the
25 latter may be protected from injury.

5. A support for phonograph or graphophone records, said support comprising a holder secured to a suitable base, and having
30 a portion fitting the internal diameter of the record, said holder having in the top a depression with undercut walls for the reception of a flexible card or label, whereby the latter may be held against displacement. 35

In testimony whereof I have signed my name to this specification in the presence of two subscribing witnesses.

CHAS. A. GILDEMEYER.

Witnesses:

MURRAY C. BOYER,
JOS. H. KLEIN.