

No. 615,921.

Patented Dec. 13, 1898.

H. D. STUDABAKER.
BILL HOOK.

(Application filed Mar. 24, 1897.)

(No Model.)

Fig. 1.

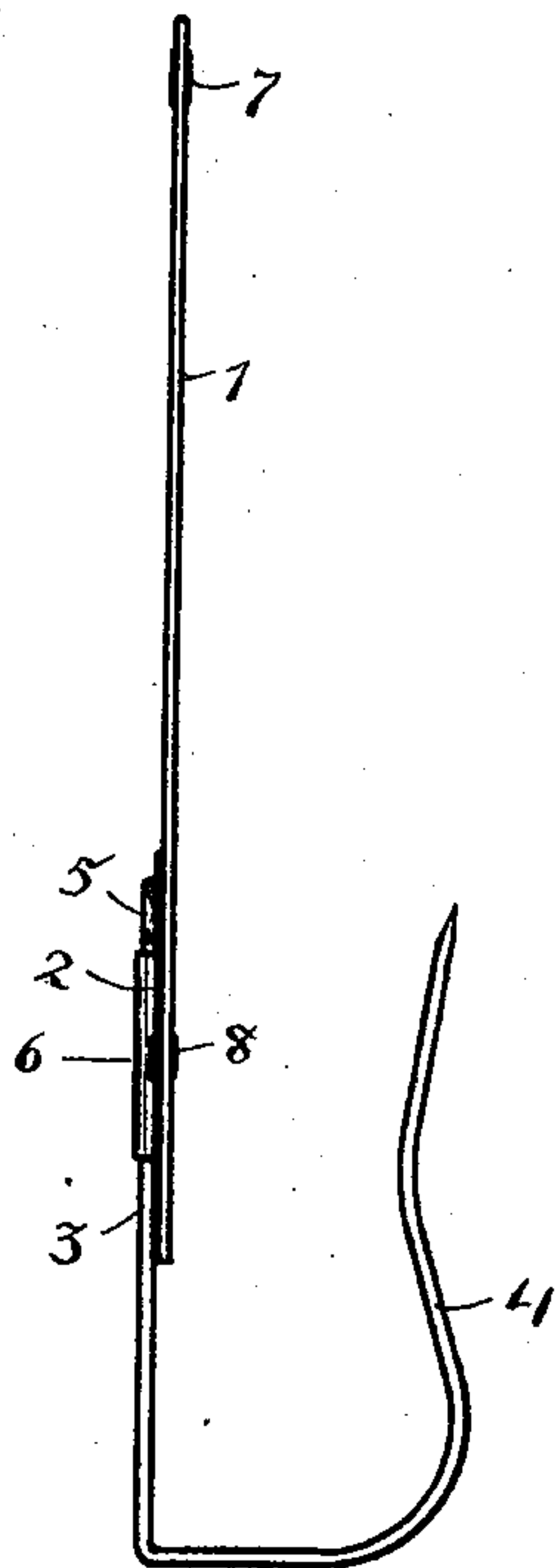


Fig. 2.

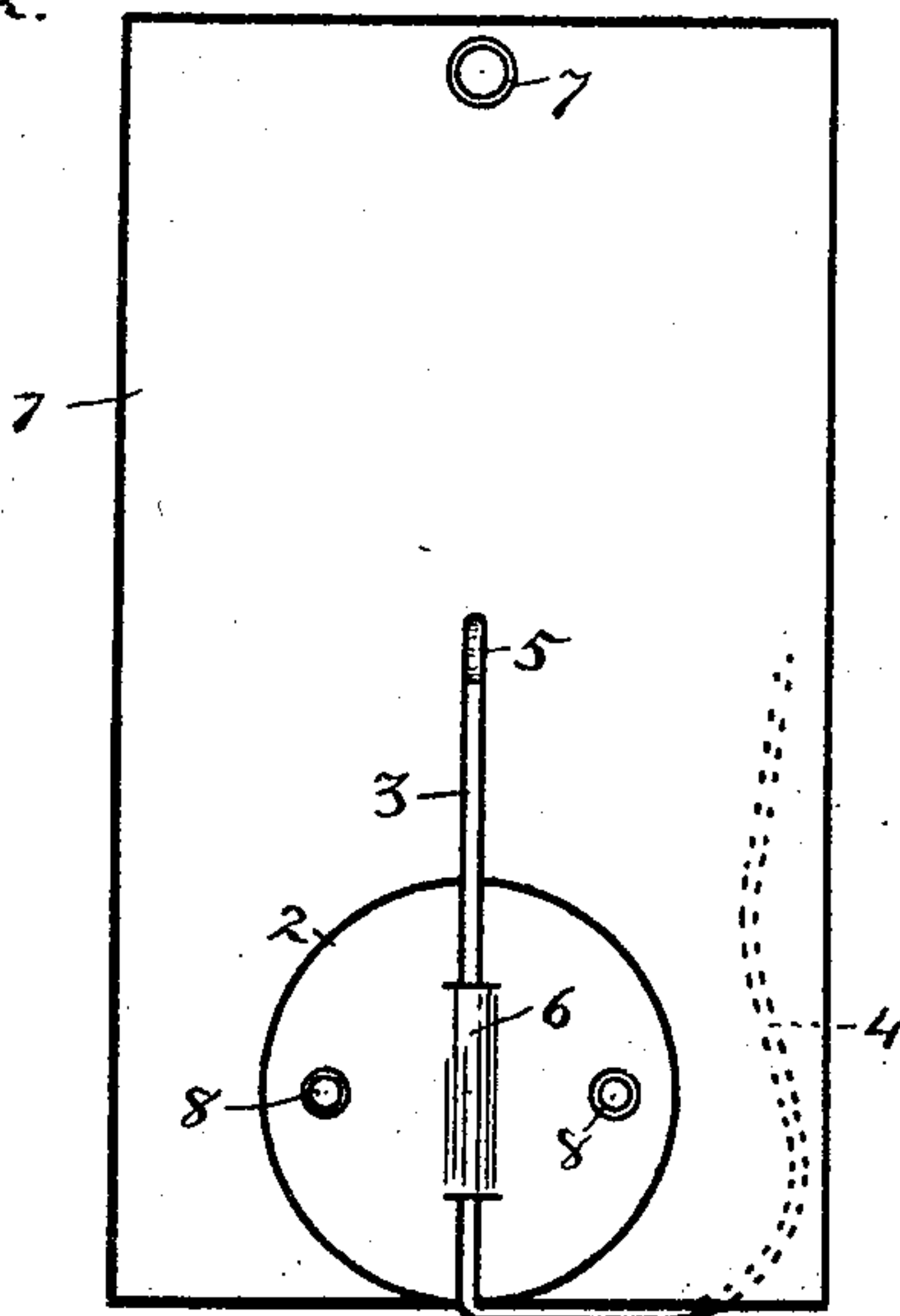


Fig. 3.

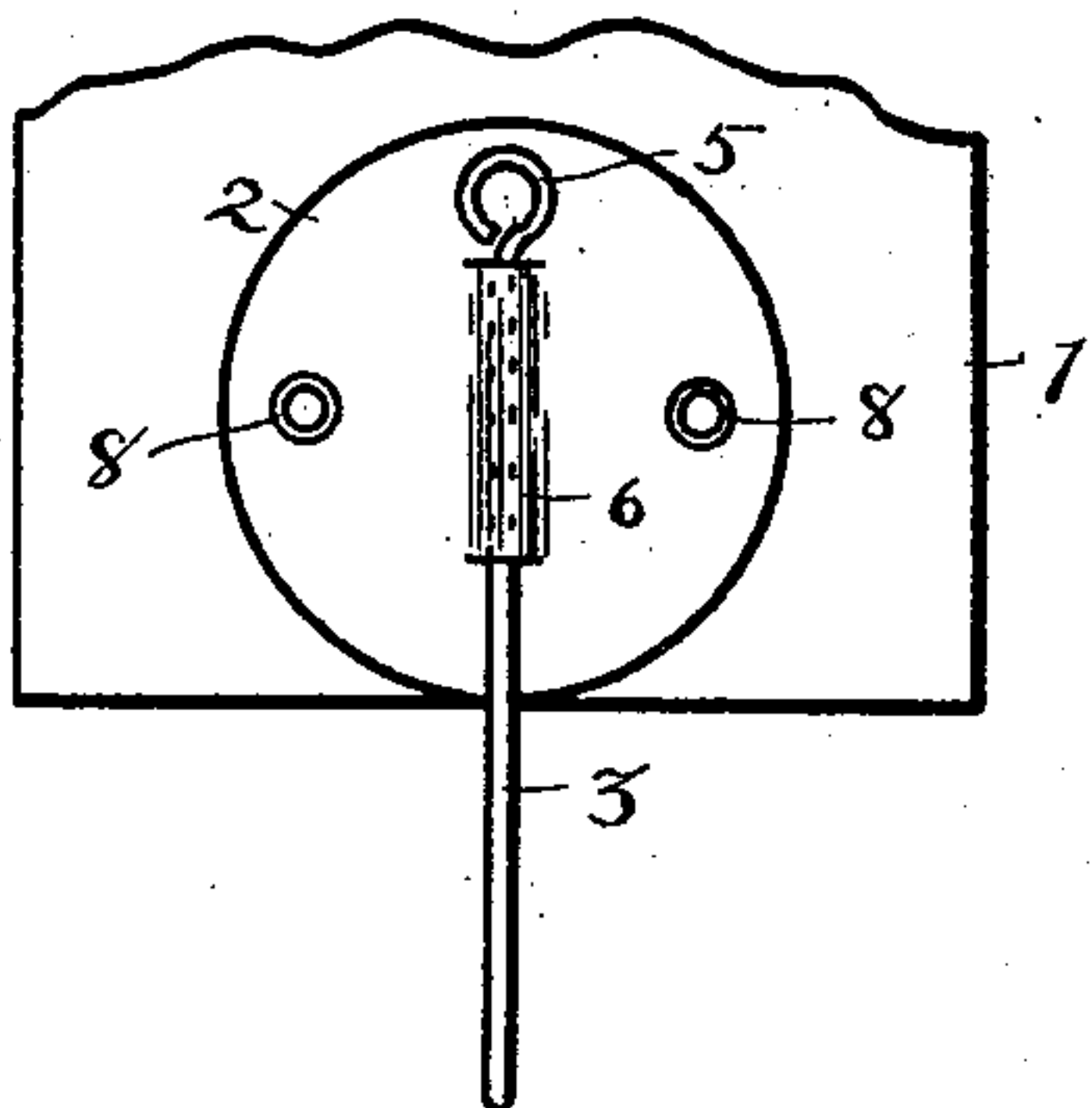


Fig. 4.

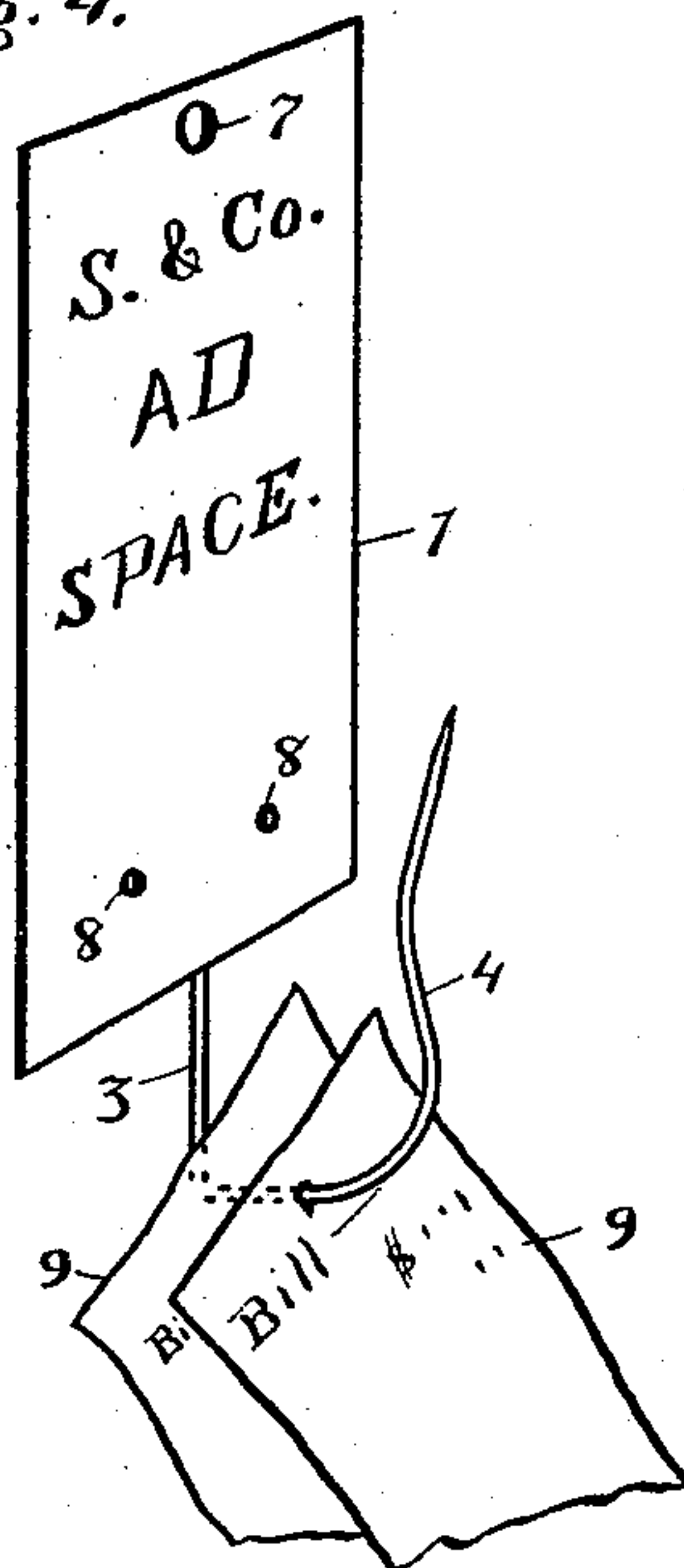


Fig. 5.



WITNESSES:

J. W. Wilson
J. S. Nelson

Hugh D. Studabaker INVENTOR

BY W. G. Burns
his ATTORNEY.

UNITED STATES PATENT OFFICE.

HUGH D. STUDABAKER, OF BLUFFTON, INDIANA, ASSIGNOR TO GEORGE R. CRAW, OF FORT WAYNE, INDIANA.

BILL-HOOK.

SPECIFICATION forming part of Letters Patent No. 615,921, dated December 13, 1898.

Application filed March 24, 1897. Serial No. 628,947. (No model.)

To all whom it may concern:

Be it known that I, HUGH D. STUDABAKER, a citizen of the United States, residing at Bluffton, in the county of Wells and State of Indiana, have invented certain new and useful Improvements in Bill-Hooks; and I do declare the following to be a full, clear, and exact description of the invention, such as will enable others skilled in the art to which it appertains to make and use the same, reference being had to the accompanying drawings, and to the figures of reference marked thereon, which form a part of this specification.

My invention relates to improvements in advertising articles wherein an adjustable bill-hook depends from a placard; and the objects of my improvement are, first, to provide a placard which will also be of utility as a bill-file; second, to construct the device in a compact form, so as to facilitate distribution, and, third, to afford an economical, attractive, and useful advertising medium. I attain these objects by the construction illustrated in the accompanying drawings, in which—

Figure 1 is a side elevation with the bill-hook adjusted for use. Fig. 2 is a rear view showing the bill-hook folded; Fig. 3, a rear view showing the bill-hook adjusted for use. Fig. 4 is a perspective showing the device in use, and Fig. 5 is a view of the plate 2 in line with its plane.

Similar numerals of reference refer to similar parts throughout the several views.

The preferred construction consists of the placard 1, made of cardboard of a suitable size and form, upon the front of which is printed a pictorial advertisement or other decoration.

The plate 2 consists of a thin piece of metal, such as tin. (I have shown a circular form.) Two incisions are made in this plate, and that portion 6 lying between the said incisions is raised sufficiently to pass the wire 3 above the plane of the plate 2 and under the raised portion 6. This is best shown in Fig. 5.

The bill-hook consists of a single piece of wire 3, bent with an upturned pointed hook 4. The other portion of said wire extends

upward and passes under the raised portion 6 of the plate 2, as hereinbefore stated, and upon its extremity is formed an eye 5 in a plane at right angles to that of the hook portion 4 of said wire. The plate 2 with the wire thus mounted is secured to the back of the placard 1 at or near its bottom. I have shown eyelets 8 8 as the means of making this fastening. The said eyelets are passed through suitable perforations in the placard and plate and then clenched in place. The placard 1 is also provided with an eyelet 7 near its top for suspending the device from a nail. The convenience of distributing this article is obvious. The wire 3 is slid upward and the hook portion 4 is folded flat against the front surface of the placard, and the whole may then be placed into an ordinary envelop. When it is desired to use the device, the hook 4 is turned outward and the wire 3 is slid downward until the eye 5 comes into contact with the raised portion 6 in the plate. The said eye lying flat against the surface of the plate 2 prevents the wire from turning while in this position. The wire is arranged to be slid downward, so that when papers are put upon the hook they will not conceal the advertisement or other display on the placard.

Having described my invention, what I claim as new, and desire to secure by Letters Patent, is—

An advertising article consisting of a placard having a plate secured thereto: and a bill-hook movably secured to said plate, the said bill-hook having an eye 5, and being adapted to be turned so as to lie flat in relation to said placard and plate when at its upper plane of movement, and to be held from thus turning by means of said eye when adjusted for use, substantially as and for the purpose specified.

In testimony whereof I affix my signature in presence of two witnesses.

HUGH D. STUDABAKER.

Witnesses:

S. M. HENCH,

K. W. PRITCHARD.