

No. 614,335.

Patented Nov. 15, 1898.

L. D. NEWMAN.
BRUSH.

(Application filed July 11, 1898.)

(No Model.)

Fig. 1.

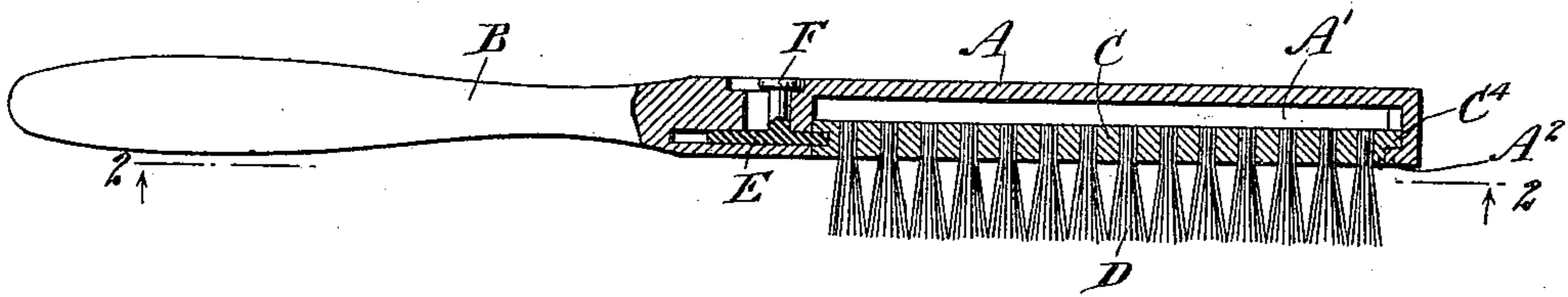


Fig. 2.

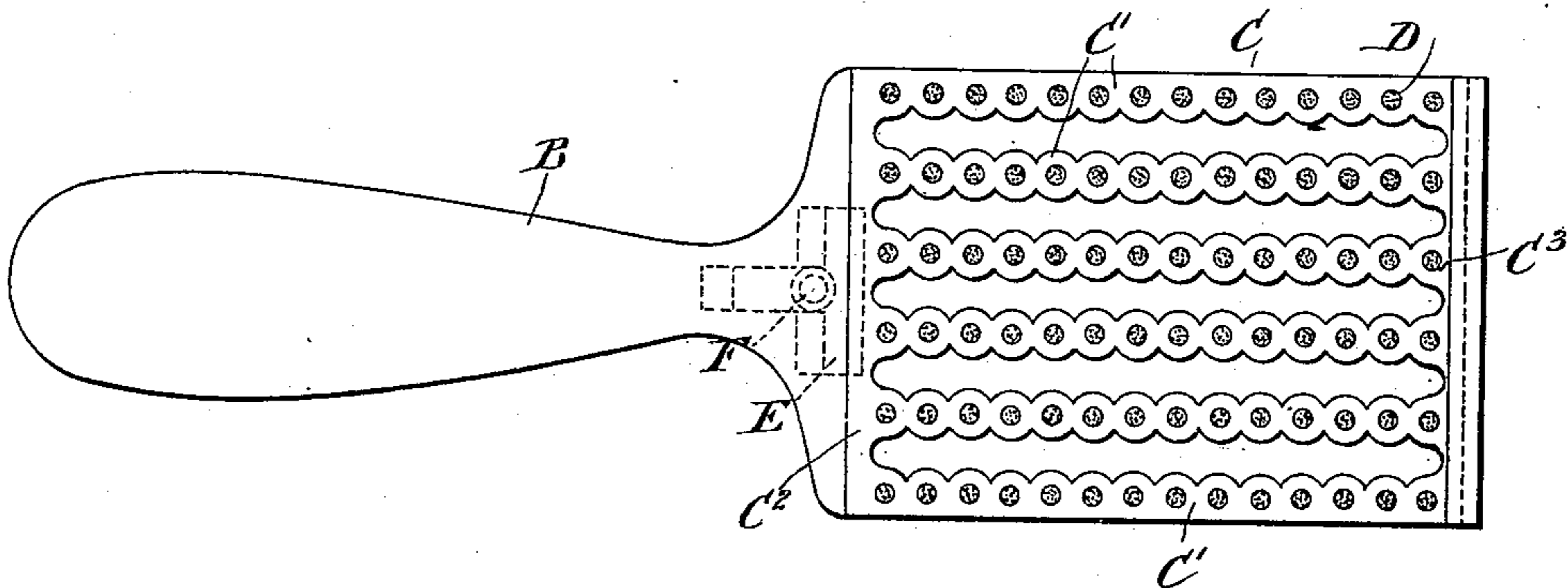
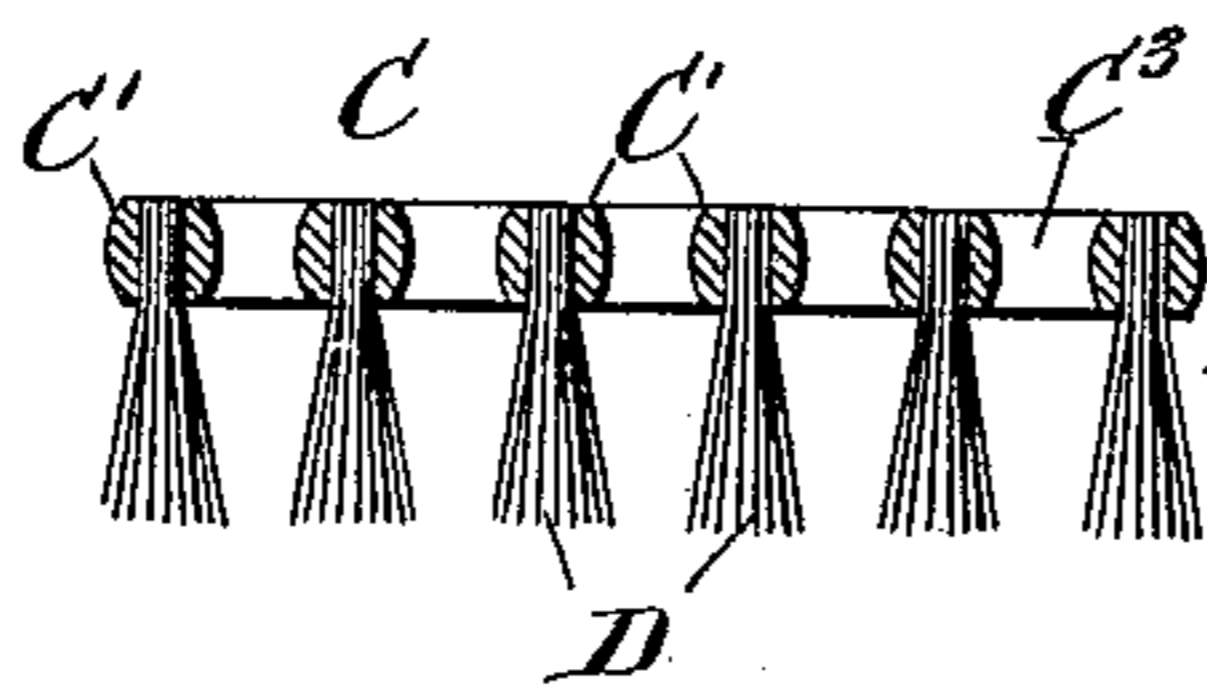


Fig. 3.



WITNESSES:

Edward Thorpe
New. G. Hostet

INVENTOR
Lyda D. Newman
BY *Munn & Co.*

ATTORNEYS.

UNITED STATES PATENT OFFICE.

LYDA D. NEWMAN, OF NEW YORK, N. Y.

BRUSH.

SPECIFICATION forming part of Letters Patent No. 614,335, dated November 15, 1898.

Application filed July 11, 1898. Serial No. 685,616. (No model.)

To all whom it may concern:

Be it known that I, LYDA D. NEWMAN, of the city of New York, borough of Manhattan, in the county and State of New York, have
5 invented a new and Improved Brush, of which the following is a full, clear, and exact description.

The object of the invention is to provide a new and improved hair-brush which is simple
10 and durable in construction, very effective when in use, and arranged to permit of conveniently cleaning the brush whenever desired.

The invention consists of novel features and parts and combinations of the same, as
15 will be fully described hereinafter and then pointed out in the claims.

Reference is to be had to the accompanying drawings, forming a part of this specification, in which similar characters of reference indi-
20 cate corresponding parts in all the figures.

Figure 1 is a longitudinal sectional elevation of the improvement. Fig. 2 is an inverted sectional plan view of the same on the line 2 2 in Fig. 1, and Fig. 3 is a transverse
25 section of the bristle-holder.

The improved brush is provided with a back A, formed with a handle B and having in its under side a recess A' for the reception of a
30 bristle-holder C, carrying the bristles D. The bristle-holder C is provided with a series of longitudinally-extending parallel bars C', all connected integrally at their ends with transverse bars C² C³, said bars carrying bunches of bristles, thus forming rows of bristles, as
35 will be readily understood by reference to the drawings.

The back A, together with the bristle-holder C, forms the body of the brush.

By the arrangement described the longitudinal bars C' are spaced apart, their sides being rounded off, as plainly indicated in Fig. 3, to form slots or openings leading to the recess A' in the back A to insure proper ventilation, as the said recess preferably opens at its
45 sides to the outside. It is understood that the recess A' is somewhat deeper than the thickness of the holder C, as plainly indicated in Fig. 1, to insure proper ventilation.

The cross-bar C³ is formed with a transverse
50 shoulder C⁴, fitting upon a flange A² on the outer end of the back A, and the opposite cross-bar C² is formed with a recess adapted to be engaged by a bolt E, fitted to slide on the back A and handle B, a button F extend-

ing from the bolt at the upper side of the back
55 of the handle to be under convenient control of the operator for moving the bolt E in or out of engagement with the bristle-holder C.

It is evident that when the bolt E is moved
60 outward the bristle-holder C is unlocked and can be readily taken out of the recess A' in the back A to allow of conveniently cleaning the back as well as the holder.

When the brush is in use, impurities removed from the scalp or hair can readily pass
65 through the openings or slots to the recess in the back of the brush, and the said impurities can be readily removed from time to time upon disconnecting the holder C, as above explained, and blowing out the impurities
70 through the open sides of the back. Furthermore, it will be seen that ready access is had to the bunches of bristles to permit of readily cleaning the same whenever necessary.

Having thus fully described my invention,
75 I claim as new and desire to secure by Letters Patent—

1. The combination of the brush-back having a recess in the front face, and the bristle-holder set in said recess and filling it partly
80 so as to leave an air-chamber in the rear of said holder, the latter having slots extending through it from front to rear between the rows of bristles, the slots thus communicating with said air-chamber. 85

2. A brush, provided with a bristle-holder formed with spaced bars for carrying the bristles, said brush comprising a back formed in its under side with a recess, a bristle-holder adapted to engage said back in a portion of
90 said recess, to leave a space between the back and the upper side of the holder, and means for locking said holder in place on said back, substantially as shown and described.

3. A brush, comprising a back having a recess in its under side, a bristle-holder formed of longitudinal bars connected at their ends with cross-bars, the outermost cross-bar being formed with a shoulder adapted to engage a flange on the outer end of the back, a bolt
100 fitted to slide on the said back, and adapted to engage the other cross-bar of the holder, and bunches of bristles carried by the said holder, substantially as shown and described.

LYDA D. NEWMAN.

Witnesses:

THEO. G. HOSTER,
HENRY CREAMER.