

No. 612,965.

Patented Oct. 25, 1898.

H. C. GALLUP.
GAME DEVICE.

(Application filed Nov. 4, 1897.)

(No Model.)

Fig. 1

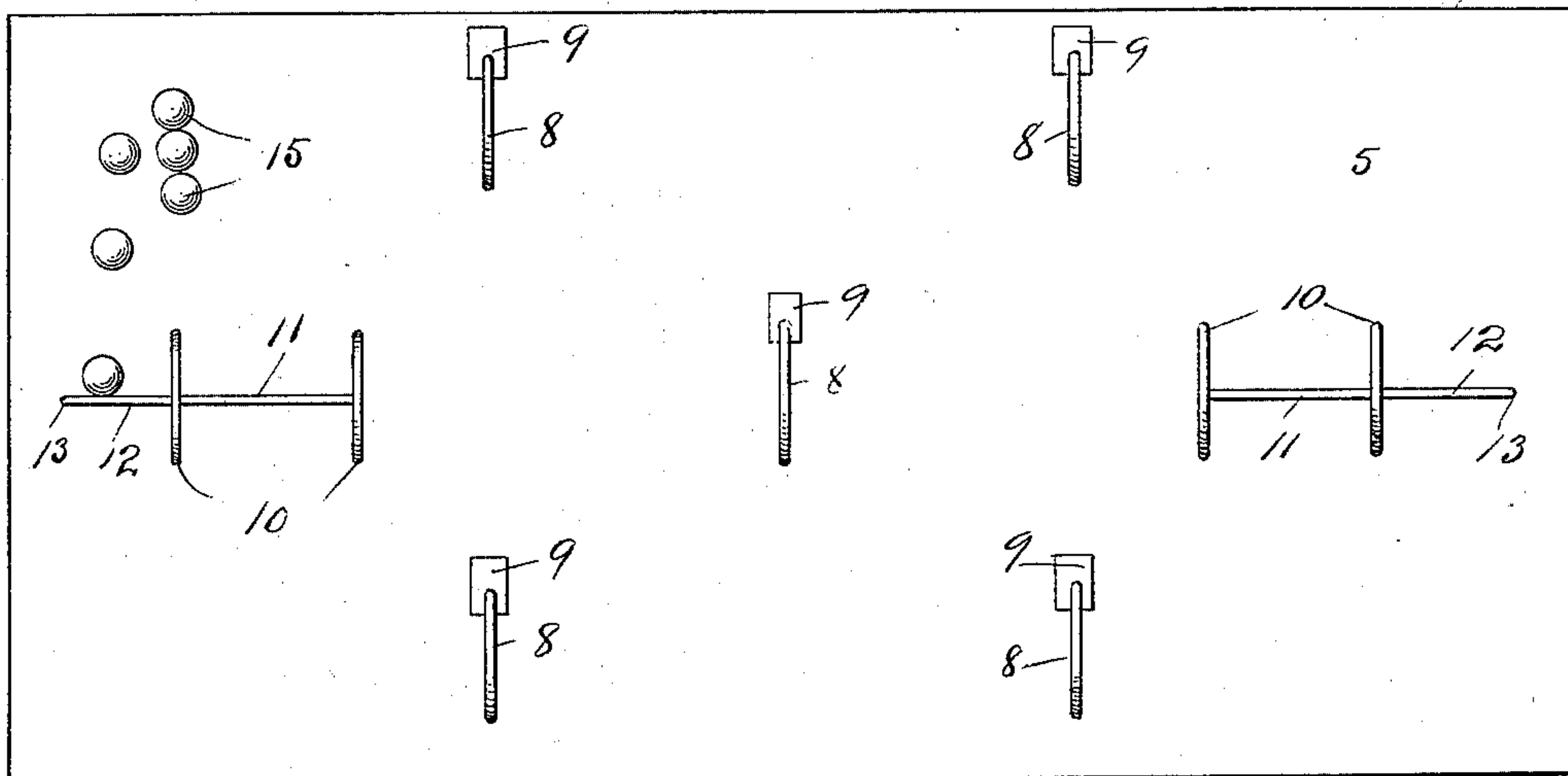


Fig. 2

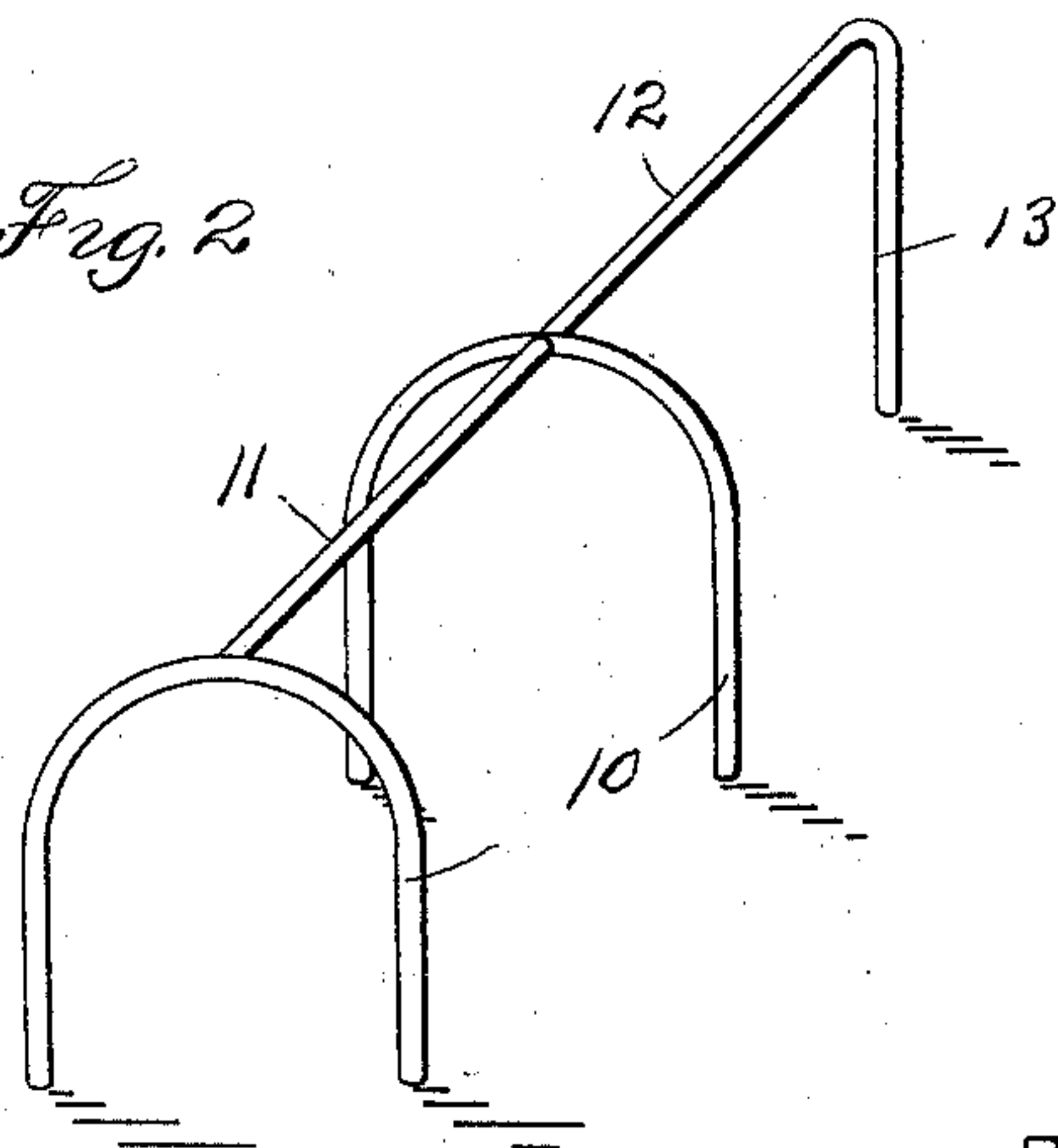


Fig. 3

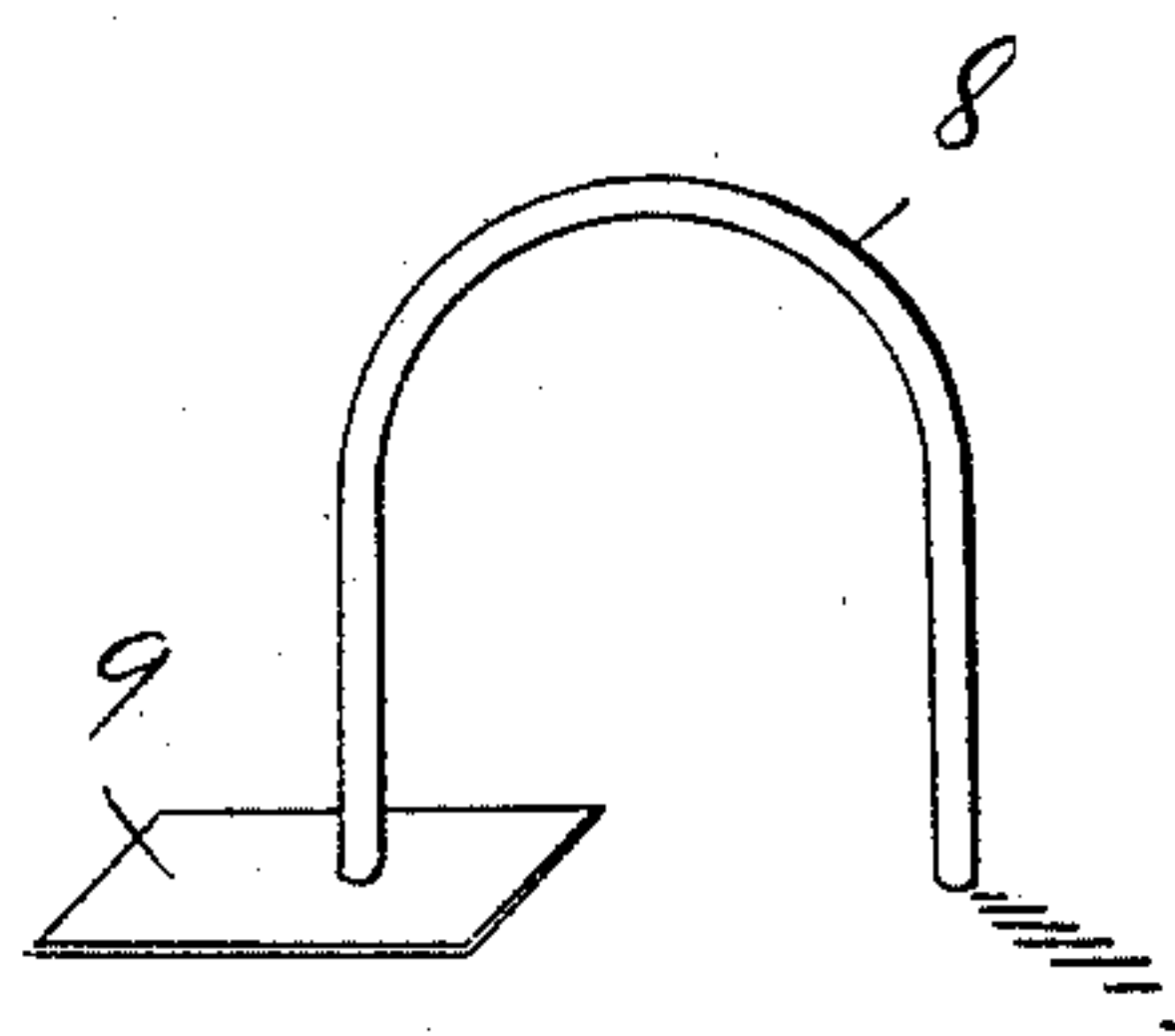



Fig. 4



WITNESS

C. Nordfors
L. W. Muller

INVENTOR

Henry C. Gallup,

BY

Edgar Sale & Co.
ATTORNEYS

UNITED STATES PATENT OFFICE.

HENRY CLARANCE GALLUP, OF ELMORE, VERMONT.

GAME DEVICE.

SPECIFICATION forming part of Letters Patent No. 612,965, dated October 25, 1898.

Application filed November 4, 1897. Serial No. 667,408. (No model.)

To all whom it may concern:

Be it known that I, HENRY CLARANCE GALLUP, a citizen of the United States, residing at Elmore, in the county of Lamoille and State of Vermont, have invented certain new and useful Improvements in Game Devices, of which the following is a full and complete specification, such as will enable those skilled in the art to which it appertains to make and use the same.

This invention relates to game devices; and it consists of an improvement in the apparatus for playing what is known as the game of "croquet;" and the object of the invention is to provide improved apparatus for playing said game whereby said game may be played on a table or on a parlor-floor.

The invention is fully disclosed in the following specification, of which the accompanying drawings form a part, in which—

Figure 1 is a plan view of a table and showing mounted thereon my improved apparatus for playing the game of croquet; Figs. 2 and 3, perspective views of different details of the apparatus which I employ for playing said game, and Fig. 4 a side elevation of one of the mallets by means of which the game is played.

In the drawings forming part of this specification the separate parts of my improvement are designated by the same numerals of reference in each of the views, and in Fig. 1 I have shown at 5 a table which is preferably provided with a flange or rim 6, which is designed to keep the balls employed in playing said game from rolling off the table, and this flange or rim may be detachable, if desired, and in the practice of my invention the separate side and center wickets 8 are of the usual form, and one end of one side of each of said wickets is provided with a base-plate 9, by means of which it is held in an upright position on the table.

The two end wickets 10 at each end of the diagram are connected at the tops thereof by a longitudinal rod 11, and the rods 11 are projected to form an extension 12, at the end of each of which is a downwardly-directed projection 13, and these downwardly-directed projections 13 form the starting or home post and the half-way post, as will be readily understood, and by connecting the end wickets 10 by means of the rod 11 the said wickets

are always held in an upright position, and the said posts 13 are also always properly held in position.

It will be apparent that this apparatus may be placed upon the floor or a carpet as well as upon a table, and in Fig. 4 I have shown at 14 one of the mallets by which the game is played and in Fig. 1 the usual balls 15, and it will be seen that six of these balls are shown; but any desired number may be employed, the number employed depending upon the number engaged in playing the game.

My improved game apparatus is simple in construction and operation and preferably adapted to accomplish the result for which it is intended, and by means thereof the game of croquet may be played upon a table or upon the floor or carpet without injury to either of said articles.

Having fully described my invention, I claim as new and desire to secure by Letters Patent—

1. The herein-described apparatus for playing croquet, in which the two end wickets are connected by a horizontal top bar, said horizontal top bar being projected at one end and bent downwardly to form end posts, substantially as described.

2. An improved apparatus for playing croquet, comprising the separate side and center wickets respectively provided with a base-plate extending from their lower ends and forming a support or bearing by which said respective wickets are sustained in an upright position, substantially as set forth.

3. The herein-described apparatus for playing the game of croquet, in which the side and central wickets are each provided at one side with a base-plate, by which they are held in an upright position, the two end wickets being connected by a horizontal top bar, said horizontal top bar being projected at one end and bent downwardly to form end posts, substantially as shown and described.

In testimony that I claim the foregoing as my invention I have signed my name, in presence of the subscribing witnesses, this 26th day of October, 1897.

HENRY CLARANCE GALLUP.

Witnesses:

CHANNING STOWE MUDGETT,
EDWARD CROWELL.