

No. 612,946.

Patented Oct. 25, 1898.

W. E. HOTCHKISS.
SUPPORT FOR DRILLING MACHINES.

(Application filed Jan. 12, 1898.)

(No Model.)

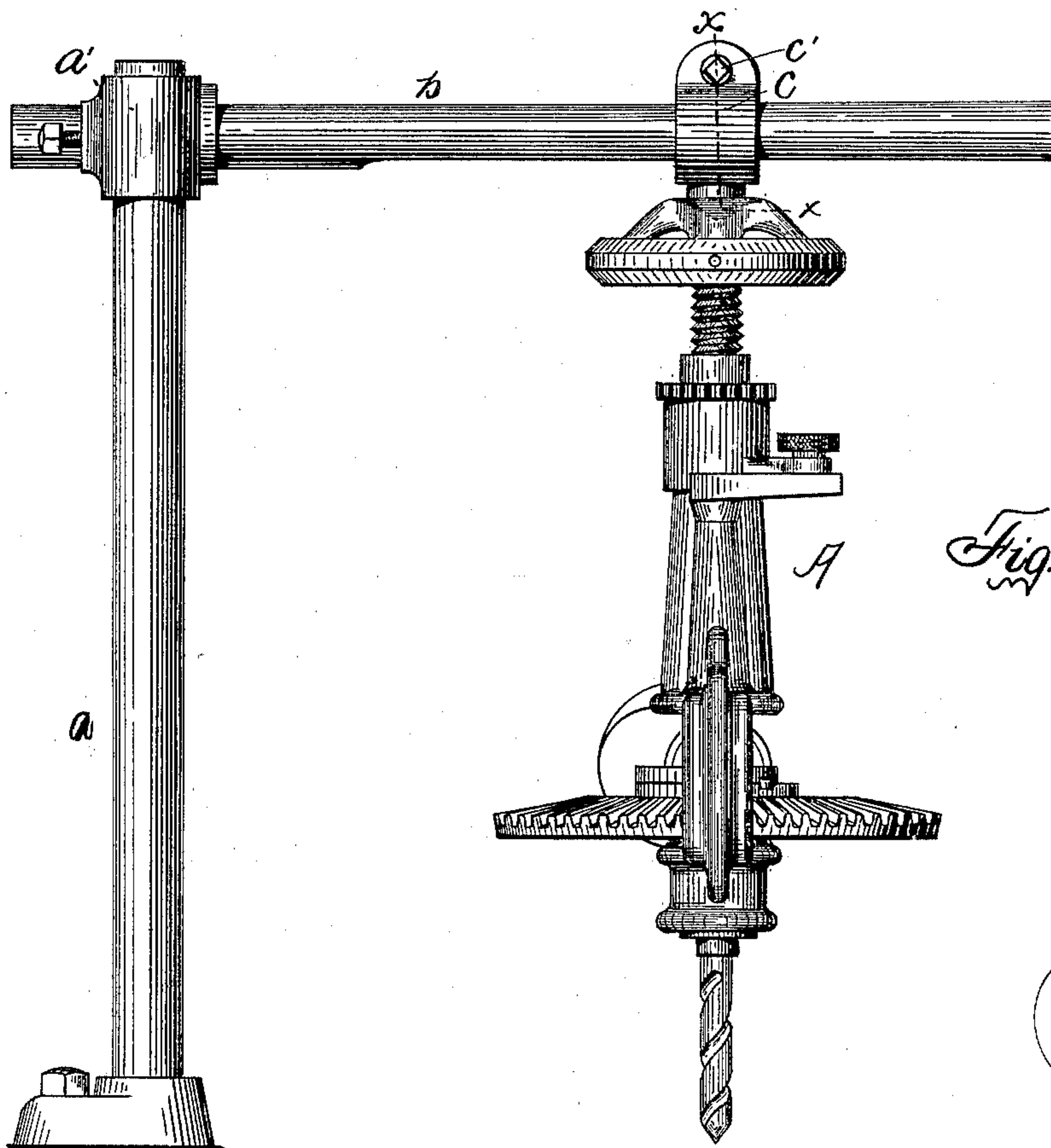


Fig. 1.

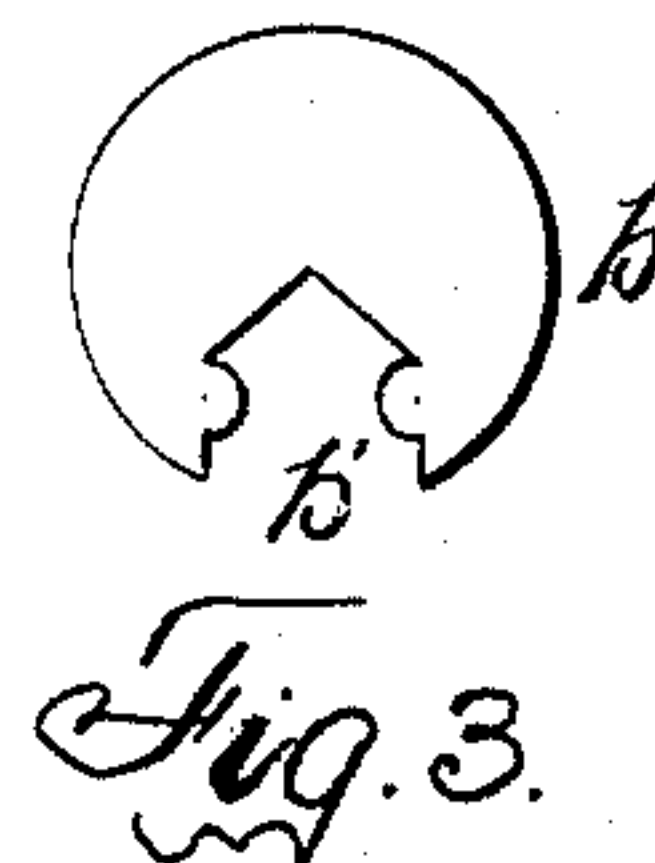


Fig. 3.


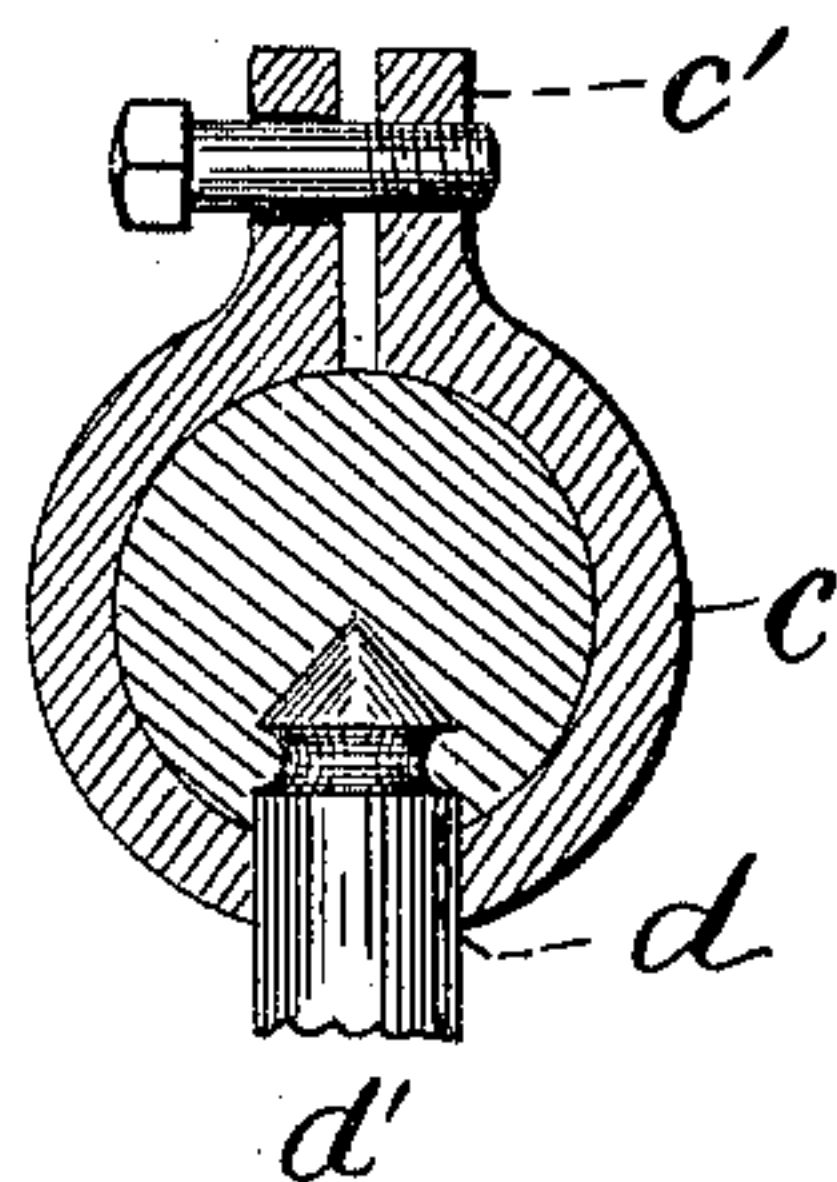


Fig. 2.

Fig. 4.



WITNESSES:

Charles W. Marvin
Mary A. Franklin.

INVENTOR
W. E. Hotchkiss.

BY

Smith & Arnison
ATTORNEYS.

UNITED STATES PATENT OFFICE.

WILLIAM E. HOTCHKISS, OF COURTLAND, ALABAMA, ASSIGNOR TO THE
STOW MANUFACTURING COMPANY, OF BINGHAMTON, NEW YORK.

SUPPORT FOR DRILLING-MACHINES.

SPECIFICATION forming part of Letters Patent No. 612,946, dated October 25, 1898.

Application filed January 12, 1898. Serial No. 666,405. (No model.)

To all whom it may concern:

Be it known that I, WILLIAM E. HOTCHKISS, of Courtland, in the county of Lawrence, in the State of Alabama, have invented new and useful Improvements in Supports for Drilling-Machines, of which the following, taken in connection with the accompanying drawings, is a full, clear, and exact description.

This invention relates to improvements in drill rests or supports, having more particular reference to supports for automatic feed-drills.

My object is to produce supports for drills of this character which are cheap and durable in their construction, strong enough to perform the work required of them without having a bungling appearance, and at the same time so arranged and constructed that they may be taken apart and shipped in knockdown form, so as to occupy a minimum amount of space; and to that end my invention consists in the several new features of construction and operation hereinafter described, and which are specifically set forth in the claim hereunto annexed. It is constructed as follows, reference being had to the accompanying drawings, in which—

Figure 1 shows a side view of the support complete, supporting a drilling-machine. Fig. 2 is a longitudinal vertical section through the center of the supporting-arm. Fig. 3 is an end view of the supporting-arm. Fig. 4 is a cross-section on line $x x$, Fig. 1.

a is a standard or post provided at its lower end with means for supporting it in a vertical position, and a' is a bracket slidingly mounted thereon and provided with means for securing it at any position upon the standard desired. The said bracket is also provided with means for supporting or holding the bar b at substantially right angles through the standard a .

The bar b is preferably constructed of round

iron and is provided in its lower face with a slot b' , having reëntrant angles. One form of this slot having reëntrant angles is shown in Figs. 3 and 4, although I do not limit myself to this particular construction, as it will be evident that any other form of a reëntrant angle will accomplish the same purpose.

c is a slip-collar having means upon one side for tightening it about the shaft or arm b , as shown at c' . It is also provided on its lower side with an opening d , through which the feed-screw d' of the drilling-machine A enters, the upper end of said feed-screw being constructed similar to the slot b' in cross-section, so that when it is slid into the end it is supported therein, the shoulders upon the shaft engaging with the reëntrant angles, as shown.

It will be observed that to support the drilling-machine in position I first slide the slip-collar clear to the end of the arm b . I then pass the upper end of the feed-screw d' up into the opening d and slide the end of the said feed-screw d' into the slot b' , when the collar and shaft are forced along to any position desired. I then tighten the slip-collar upon the shaft, so as to rigidly and firmly hold it in any position desired.

Having described my invention, what I claim, and desire to secure by Letters Patent, is—

A support for drilling-machines comprising a standard having an arm secured at substantially right angles, said bar being provided with a slot having reëntrant angles, and a slip-collar having an opening in one of its faces substantially as described for the purposes set forth.

In witness whereof I have hereunto set my hand this 27th day of December, 1897.

WILLIAM E. HOTCHKISS.

In presence of—

G. K. MCGREGOR,
JOHN A. GILCHRIST.