

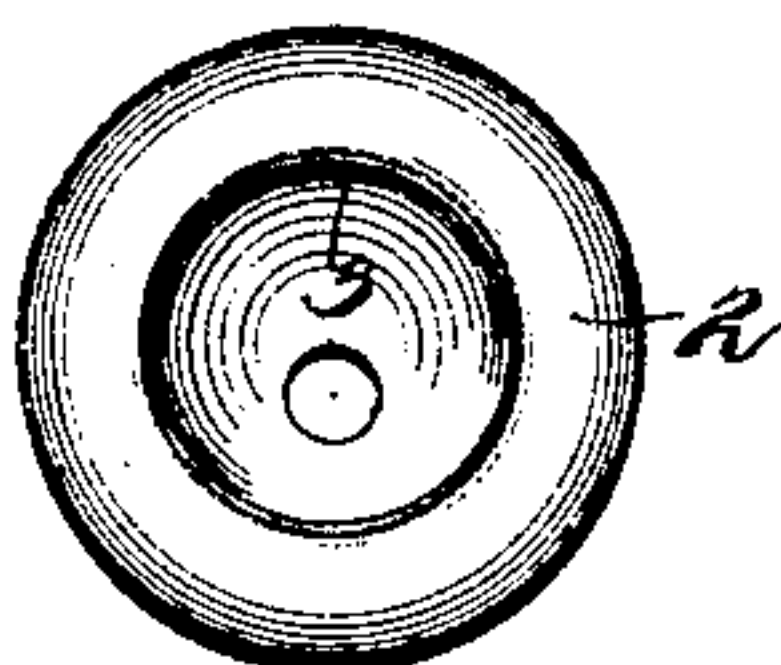
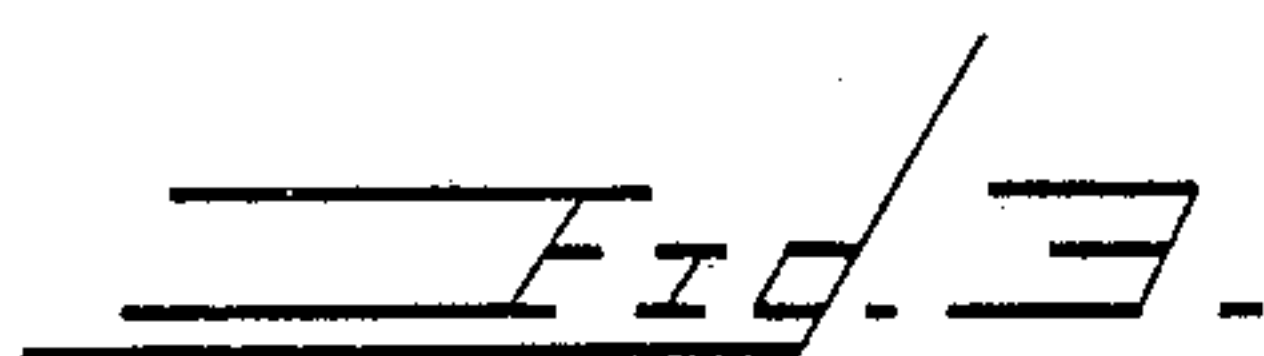
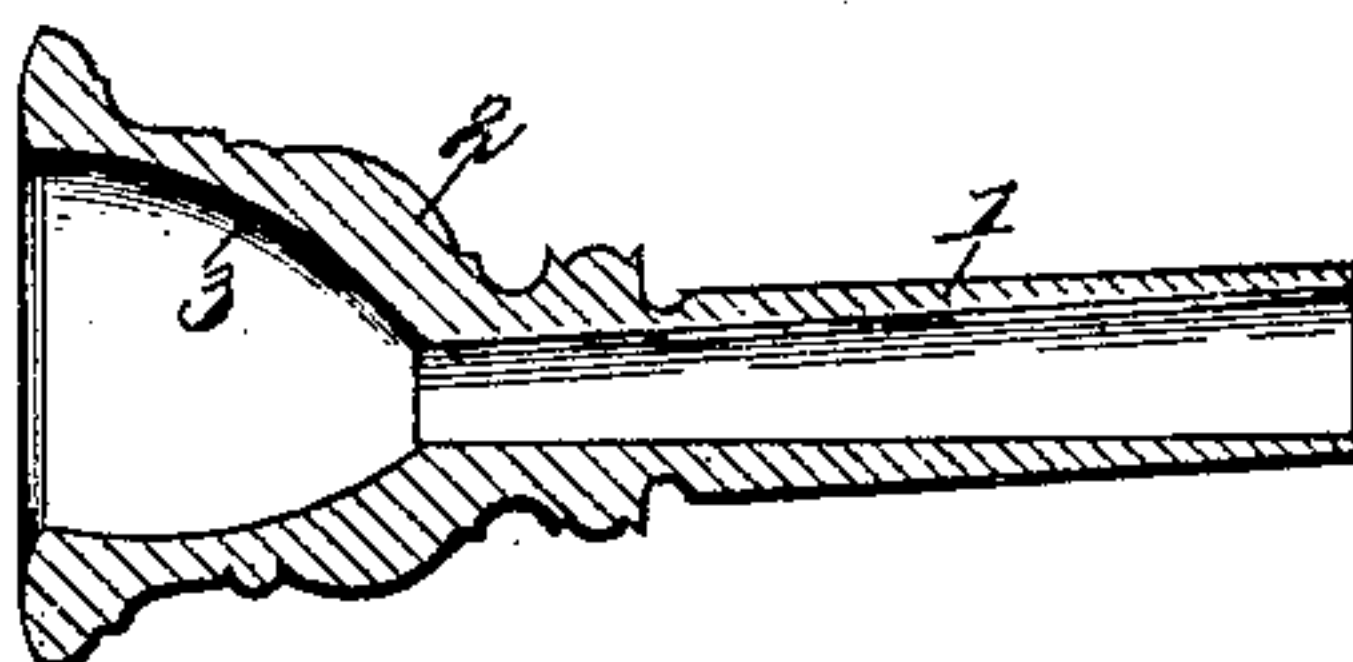
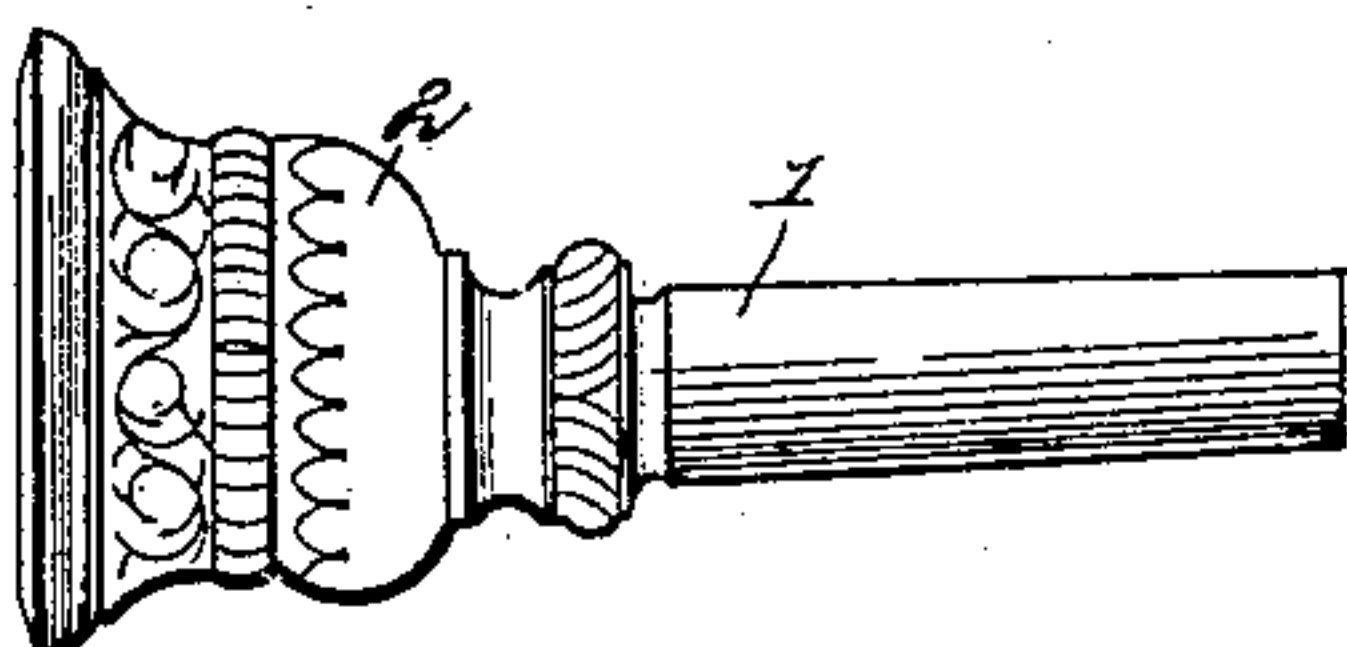
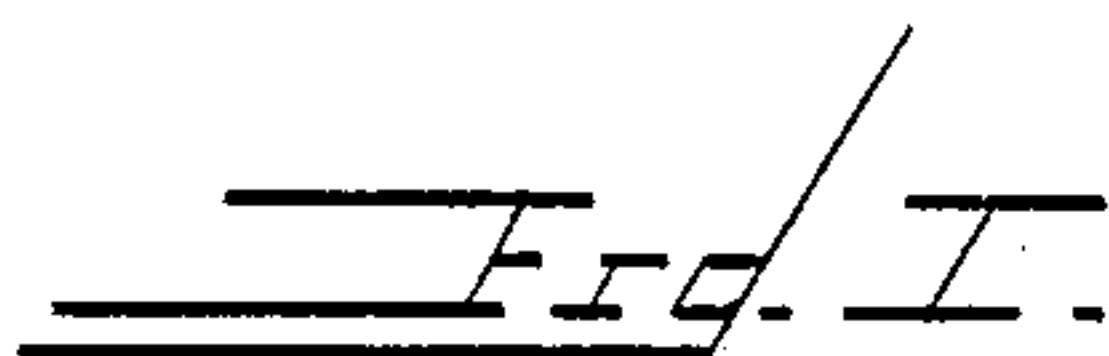
No. 612,714.

Patented Oct. 18, 1898.

R. DRISCOLL.  
MOUTHPIECE FOR WIND INSTRUMENTS.

(Application filed Oct. 29, 1897.)

(No Model.)



Inventor

*Richard Driscoll*

Witnesses

*R. Shepard*  
*[Signature]*

By *his* Attorneys,

*C. Snow & Co.*

# UNITED STATES PATENT OFFICE.

RICHARD DRISCOLL, OF BROCKVILLE, CANADA, ASSIGNOR OF ONE-HALF  
TO WILLIAM P. DRISCOLL, OF SAME PLACE.

## MOUTHPIECE FOR WIND INSTRUMENTS.

SPECIFICATION forming part of Letters Patent No. 612,714, dated October 18, 1898.

Application filed October 29, 1897. Serial No. 656,819. (No model.)

*To all whom it may concern:*

Be it known that I, RICHARD DRISCOLL, a subject of the Queen of Great Britain, residing at Brockville, in the county of Leeds and Province of Ontario, Canada, have invented a new and useful Mouthpiece for Wind Instruments, of which the following is a specification.

My invention relates to mouthpieces for wind instruments of the trumpet or horn type, such as the bugle, cornet, trombone, tuba, &c.; and the object in view is to provide such a construction as to prevent the lip of the performer from obstructing the wind-passage of the stem or tube by forming a seat at one side of or above the wind-passage for the reception of the lip.

Further objects and advantages of this invention will appear in the following description, and the novel features thereof will be particularly pointed out in the appended claims.

In the drawings, Figure 1 is a view of a mouthpiece constructed in accordance with my invention. Fig. 2 is a longitudinal section thereof. Fig. 3 is an end or front view.

Similar numerals of reference indicate corresponding parts in all the figures of the drawings.

The stem or tube 1 of the mouthpiece embodying my invention communicates eccentrically with the cup 2, said point of communication being below the center or axis of the cup as the instrument is held for use. This provides an extended upper wall 3 in the cup, which forms a seat for the reception of the upper lip of the performer, and as the contact of the upper lip with the seat does not close the mouth of the wind-passage in the stem or tube it is obvious that the inconvenience ordinarily experienced, particularly when the lip of the performer has been blown into a projecting form, will be avoided. In other words, the construction specified forms a seat for the reception of the extended upper lip of the performer without in any way affecting the communication of a column of air to the mouth of the stem or tube.

The advantages of the above construction in securing an efficient communication of air

to the horn or other instrument will be appreciated by those conversant with the art to which the device belongs from the fact that the effort ordinarily required to prevent the choking of the tube or stem by the lip will be avoided, and hence all of the efforts and attention of the performer may be devoted to the formation of the tone.

Various changes in the form, proportion, and the minor details of construction may be resorted to without departing from the spirit or sacrificing any of the advantages of this invention.

It will be understood that the mouthpiece may be turned to arrange the lip-seat either above or below the wind-outlet, according to the manner in which the performer produces the tone, it being well known that when a one-third upper lip is used the lower lip is projected, and hence the mouthpiece should be inverted as compared with the position indicated in the drawings.

Having described my invention, what I claim is—

1. A mouthpiece, for wind instruments of the trumpet type, having an eccentric stem, substantially as specified.

2. A mouthpiece, for wind instruments of the trumpet type, having its stem communicating eccentrically with the cup or cavity of the mouthpiece, substantially as specified.

3. A mouthpiece, for wind instruments of the trumpet type, having its cup provided, at one side of the outlet wind-passage, with a lip-seat extended eccentrically to the stem, substantially as specified.

4. A mouthpiece, for wind instruments of the trumpet type, having its cup provided with an eccentric outlet wind-passage, toward which the surface of the cup-wall is contracted to form a funnel, substantially as specified.

In testimony that I claim the foregoing as my own I have hereto affixed my signature in the presence of two witnesses.

RICHARD DRISCOLL.

Witnesses:

JAS. DANIEL DRISCOLL,  
ROBERT JUNY.