

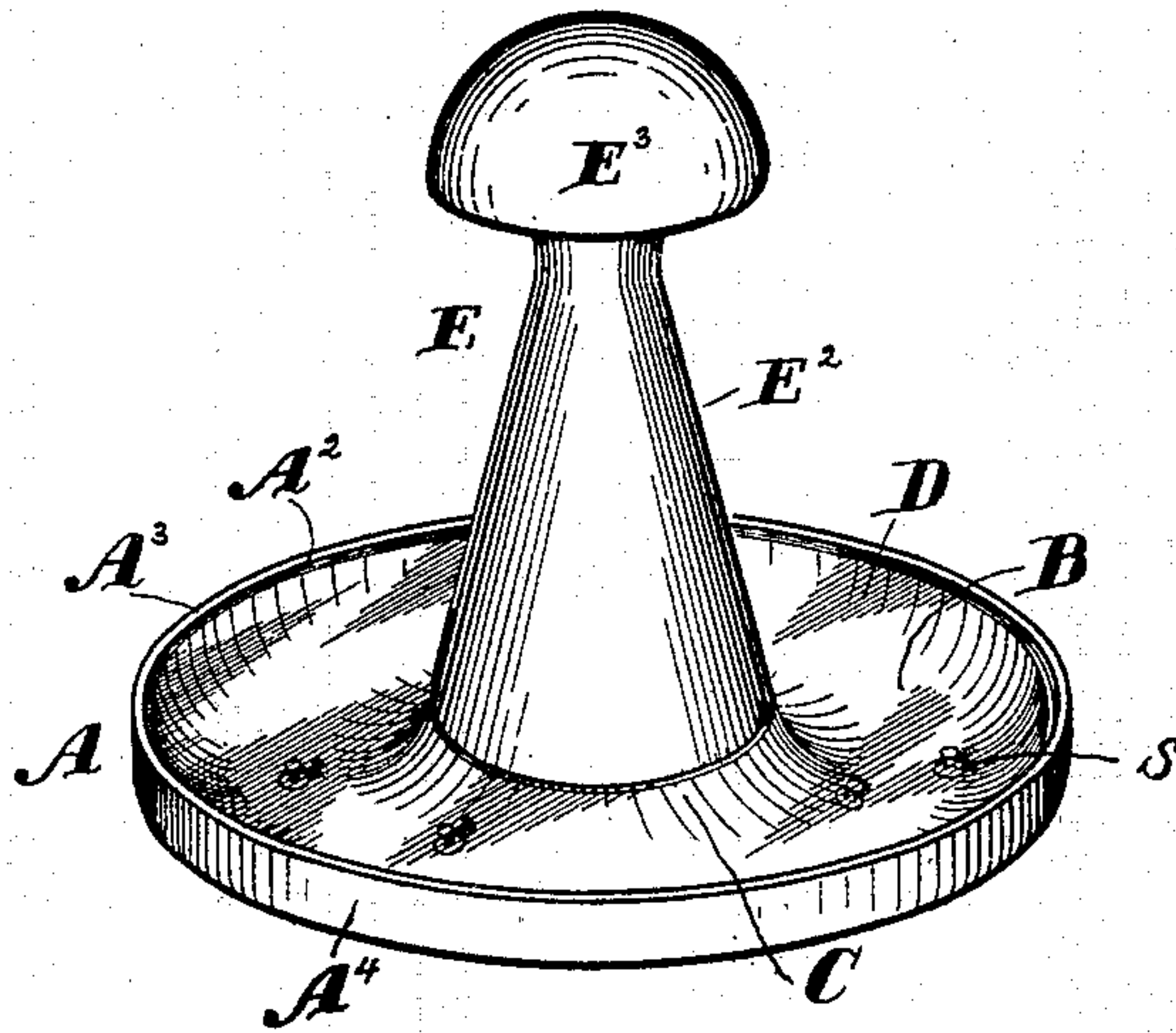
No. 612,096.

Patented Oct. 11, 1898.

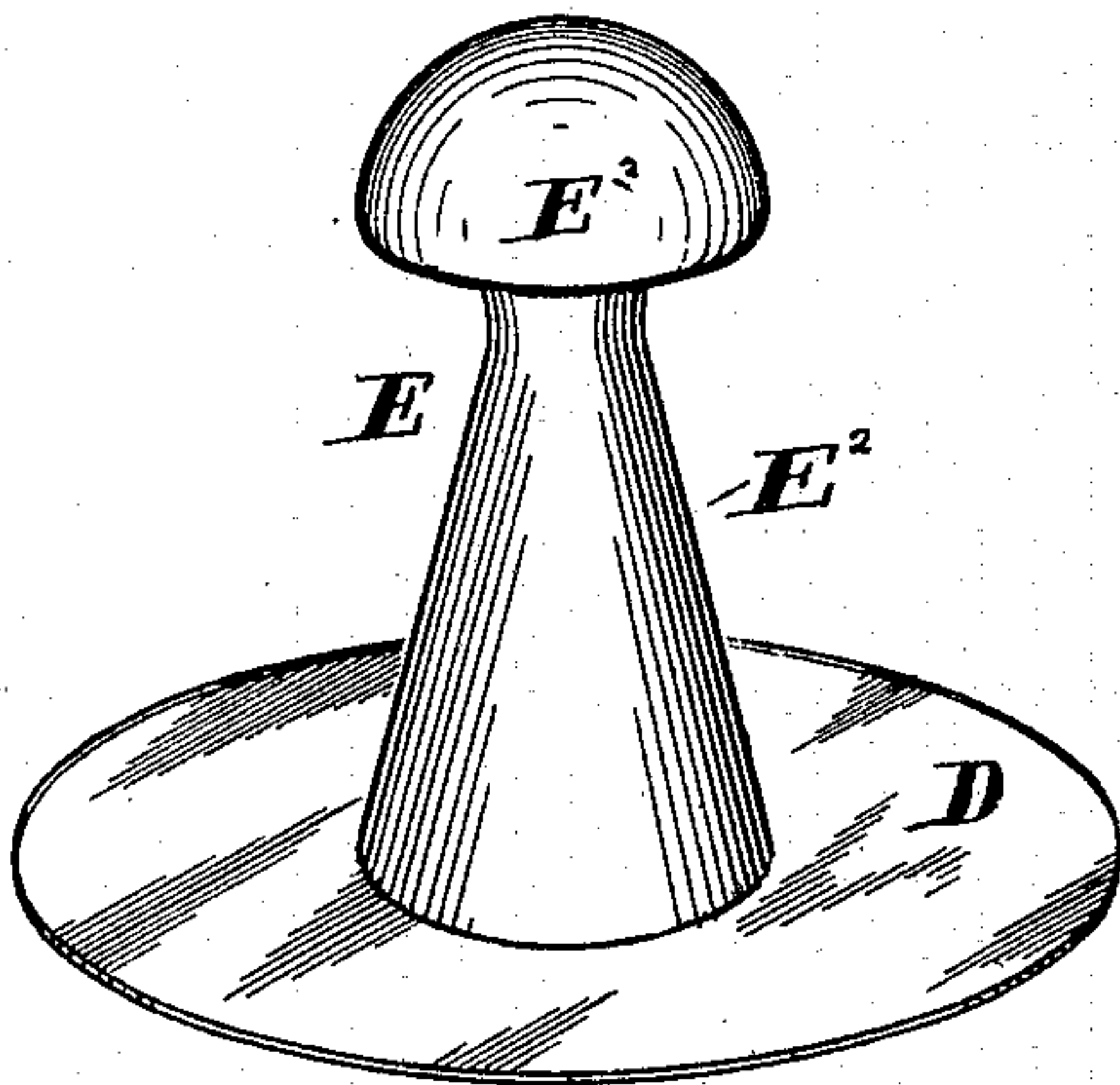
S. H. GOLDBERG.  
SHOW CASE.

(Application filed Jan. 26, 1898.)

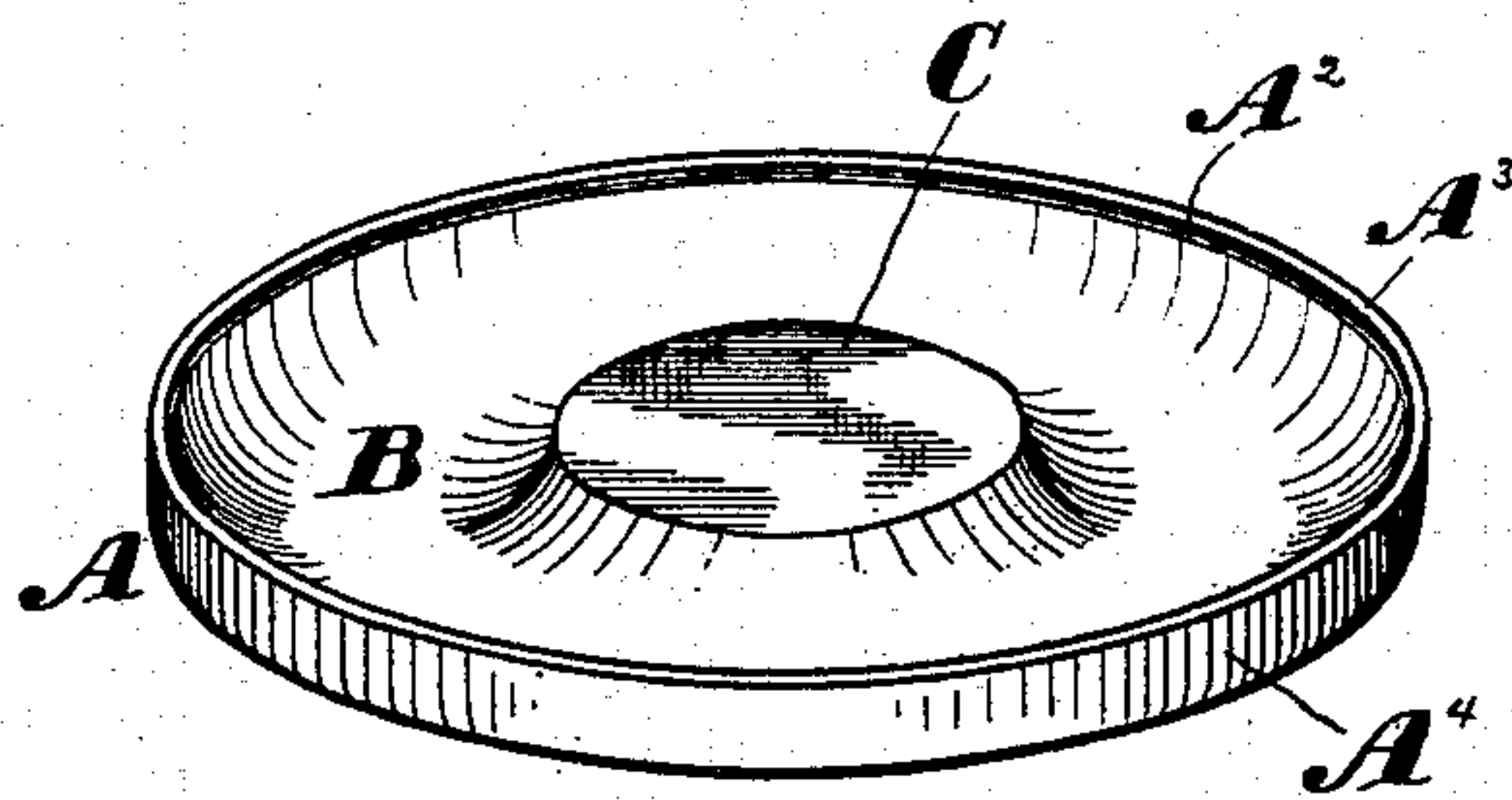
(No Model.)



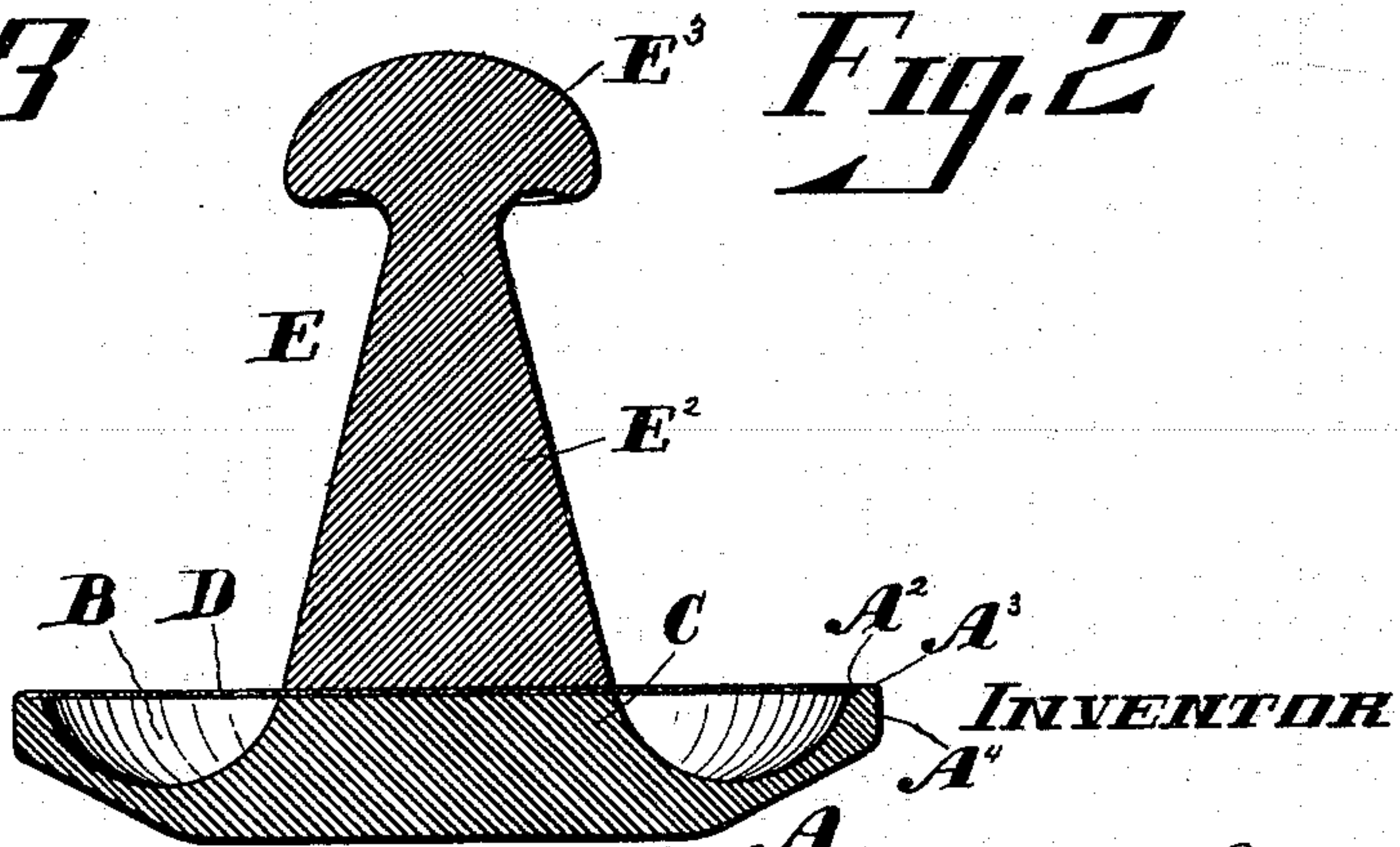
*Fig. 1*



*Fig. 3*



*Fig. 2*



*Fig. 4*

WITNESSES

*Wm. C. Jones*  
*H. Smith*

INVENTOR

*Solomon H. Goldberg*  
*per Wm. Hubbell Fisher*  
*Atty*



# UNITED STATES PATENT OFFICE.

SOLOMON H. GOLDBERG, OF CINCINNATI, OHIO, ASSIGNOR TO GOLDBERG BROS., OF SAME PLACE.

## SHOW-CASE.

SPECIFICATION forming part of Letters Patent No. 612,096, dated October 11, 1898.

Application filed January 26, 1898. Serial No. 667,954. (No model.)

*To all whom it may concern:*

Be it known that I, SOLOMON H. GOLDBERG, a citizen of the United States, and a resident of the city of Cincinnati, in the county of Hamilton and State of Ohio, have invented certain new and useful Improvements in Show-Cases, of which the following is a specification.

My show-case is capable of being used for the display of various small articles for sale; but it is primarily designed to display collar-buttons.

Certain principal advantages of my invention are the following: First, the case is simple of construction and readily made; secondly, it is economical of manufacture; thirdly, it is readily manipulated and extremely portable.

In the accompanying drawings, making a part of this specification and in which similar letters of reference indicate corresponding parts, Figure 1 is a view in perspective of the show-case closed. Fig. 2 is a view in perspective of the under portion of the show-case after the top has been removed. Fig. 3 is a perspective view of the top portion—to wit, the lid or cover and handle of the show-case. Fig. 4 represents a vertical central section taken through the closed case.

The basal portion A is exteriorly in the form of a basin. The interior contains an annular groove or recess B, surrounding an elevated circular central portion C. In this annular recess are placed the collar-buttons S or the articles to be displayed. As the recess extends around all sides, the goods (buttons) are everywhere to be seen.

A disk of glass is located over the goods as a cover D. The cover is to protect the goods S from dirt and from being readily pilfered or handled without permission and also to enable the goods to be seen. A coarsely-reticulated network would subserve all of these objects except the preservation of the articles from dust, wet, and from becoming soiled. It is therefore evident that glass is a far preferable material for the cover, and I therefore employ it.

In the outer upper edge of the recess B, I form an annular ledge A<sup>2</sup>, surrounded by an outlying annular shoulder or ridge A<sup>3</sup>. When

the cover D is set down, the central part of it rests on the central circular elevated part C, and the edge portion of the cover rests on the ledge A<sup>2</sup>. The annular shoulder A<sup>3</sup> prevents the cover from slipping edgewise out of place. To the upper side of the central part of the cover is attached a handle E, consisting of the long shank E<sup>2</sup>, swelled at bottom and gradually tapering toward the top, where it is surmounted by a knob E<sup>3</sup>. This handle is not only convenient, but completes the shape of the collar-button and affords a desirable surface on which a full notice of the style of goods S within the case and of the person or parties selling the goods can be printed, painted, or otherwise marked. A trade-mark can likewise be placed thereon. Also on the edge A<sup>4</sup> of the basal part letters or words, &c., can be placed.

The cover can readily be lifted off and as readily replaced.

The entire case is a valuable addition to the improvements in show-cases for small articles, especially for collar-buttons, whose shape it imitates and advertises.

The central raised portion C is not absolutely essential to the case, in which event the recess B would extend across the part A; but the portion C is preferably present, as it keeps all of the goods in view and assists in supporting the cover. So far as this portion C is concerned, it might be centrally hollowed out, leaving it to consist of an annular ridge, and yet perform its functions.

What I claim as new and of my invention, and desire to secure by Letters Patent, is—

1. A show-case consisting of a basal portion of the shape of a basin, and having an annular recess B, and an elevated central portion C, and a removable discal cover for covering the lower portion, and a vertical handle centrally located on and united to the cover, substantially as and for the purposes specified.

2. A show-case having the basal portion A, with recess B, annular ledge A<sup>2</sup> and ridge or shoulder A<sup>3</sup>, and cover D, arranged to fit into said chamber, and a handle E having a lower tapered portion E<sup>2</sup>, and surmounting-knob

E<sup>3</sup>, substantially as and for the purposes specified.

3. A show-case having the basal portion A provided with the annular recess B, annular ledge A<sup>2</sup>, annular ridge A<sup>3</sup>, central portion C, and a cover D, arranged to fit on said ledge, and a handle E centrally united to the cover, and having a tapering portion E<sup>2</sup>, and a top

or knob portion E<sup>3</sup>, substantially as and for the purposes specified.

SOL. H. GOLDBERG.

Attest:

B. F. BARENDSEN,  
C. E. BONDY,  
J. M. RATHBONE.