
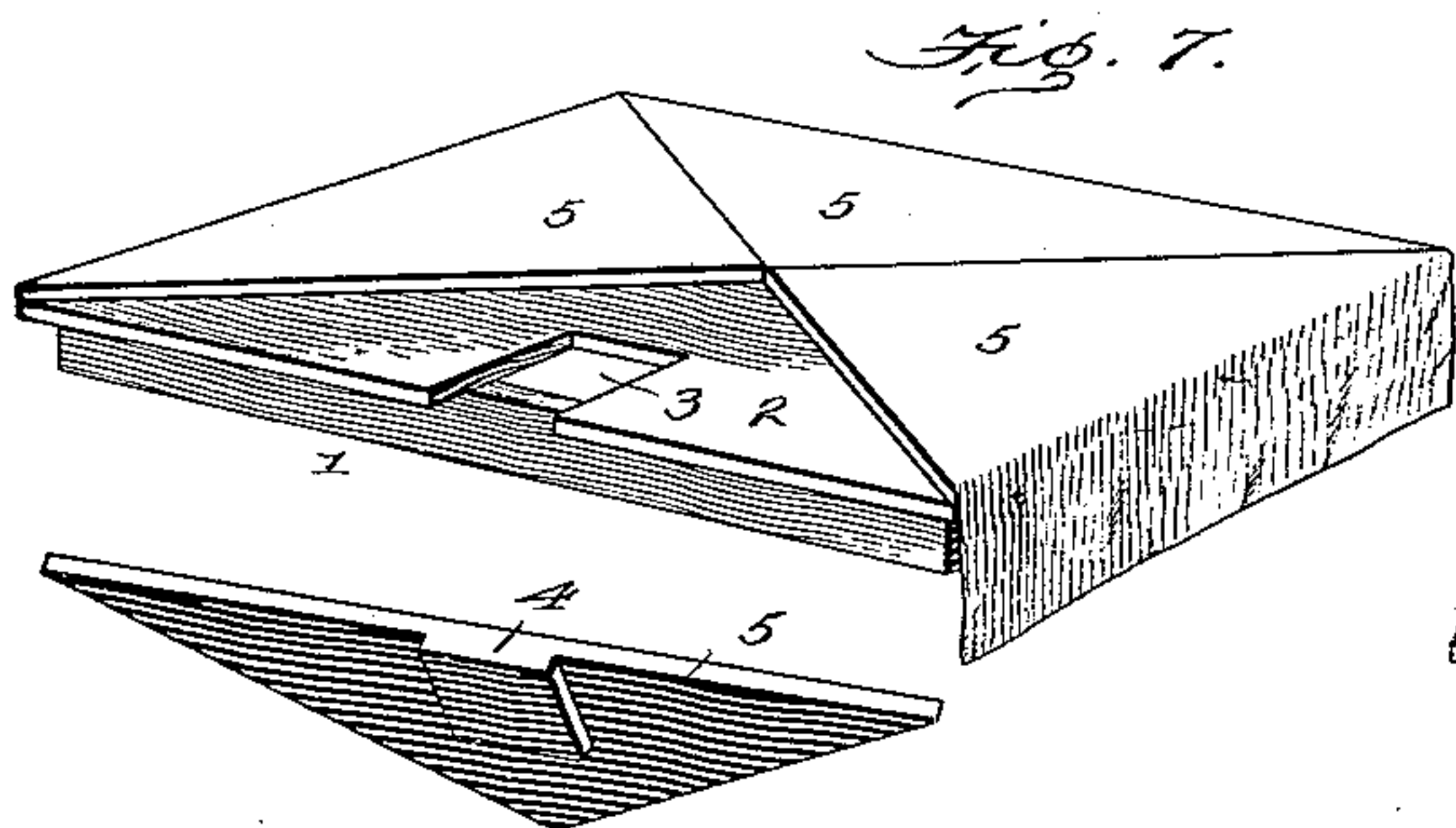
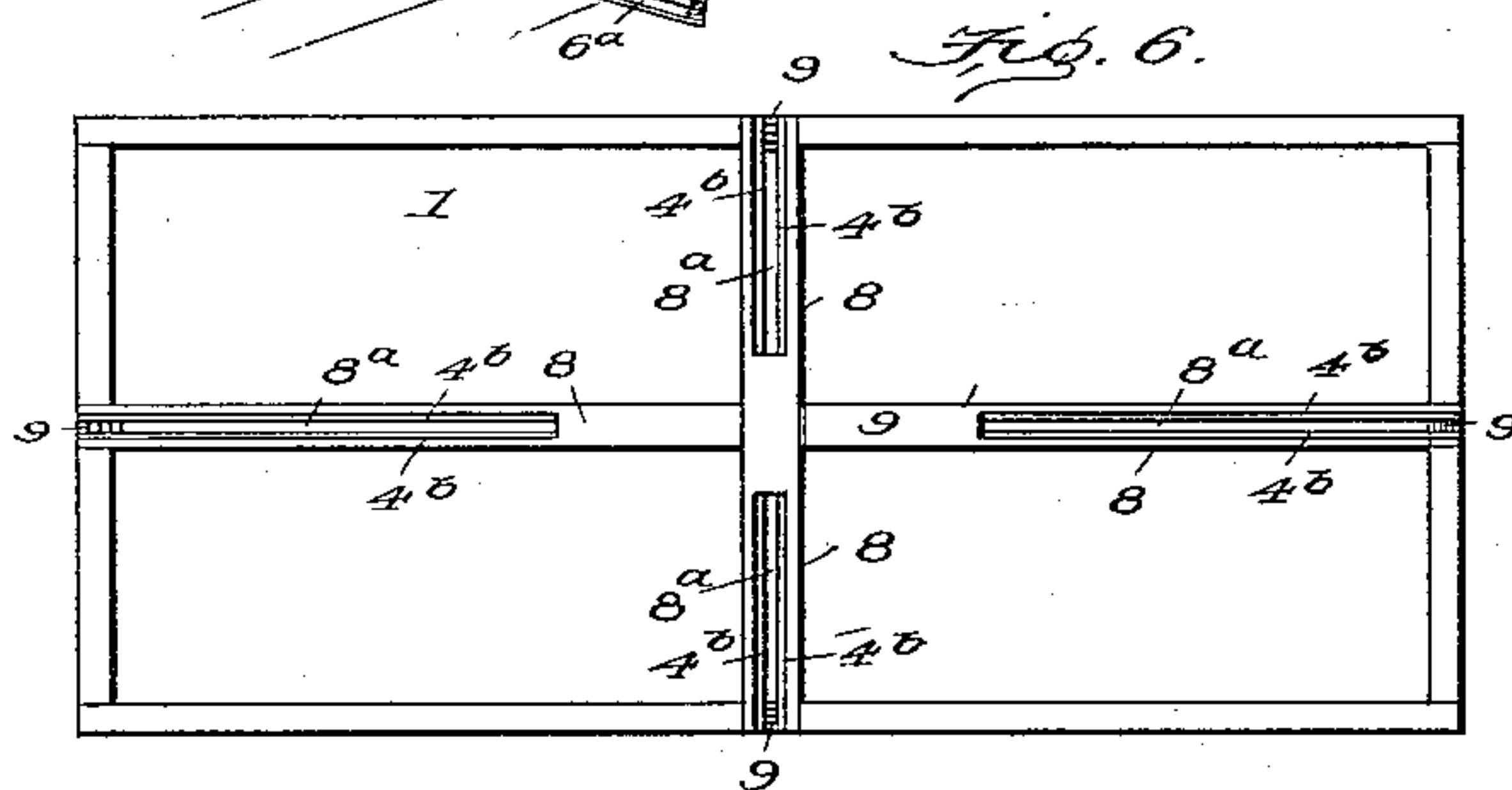
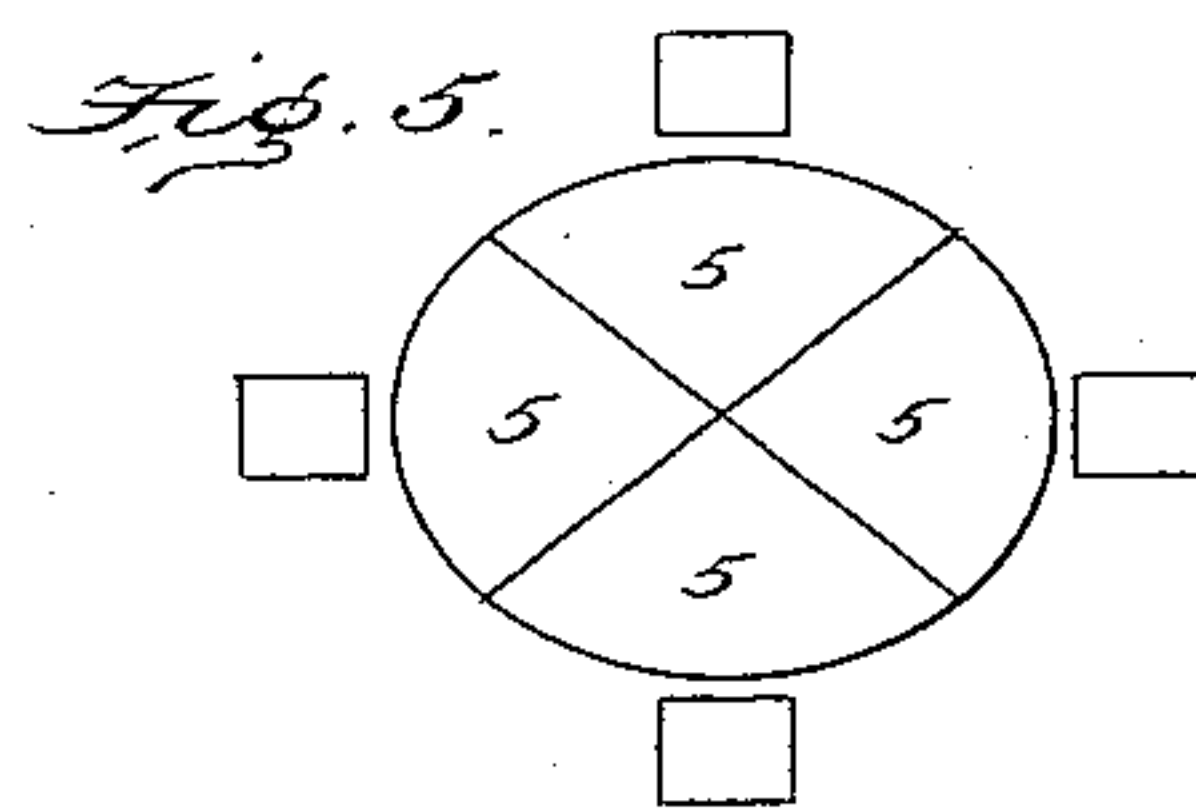
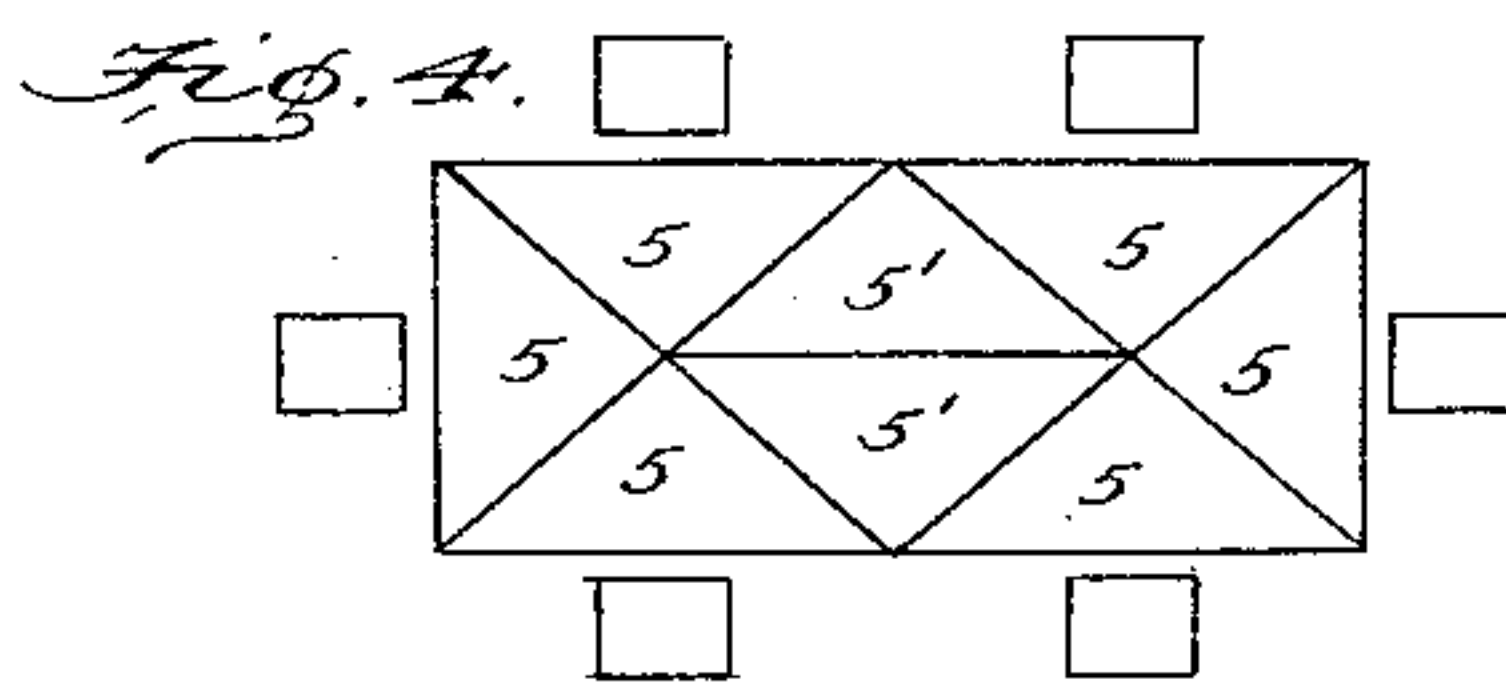
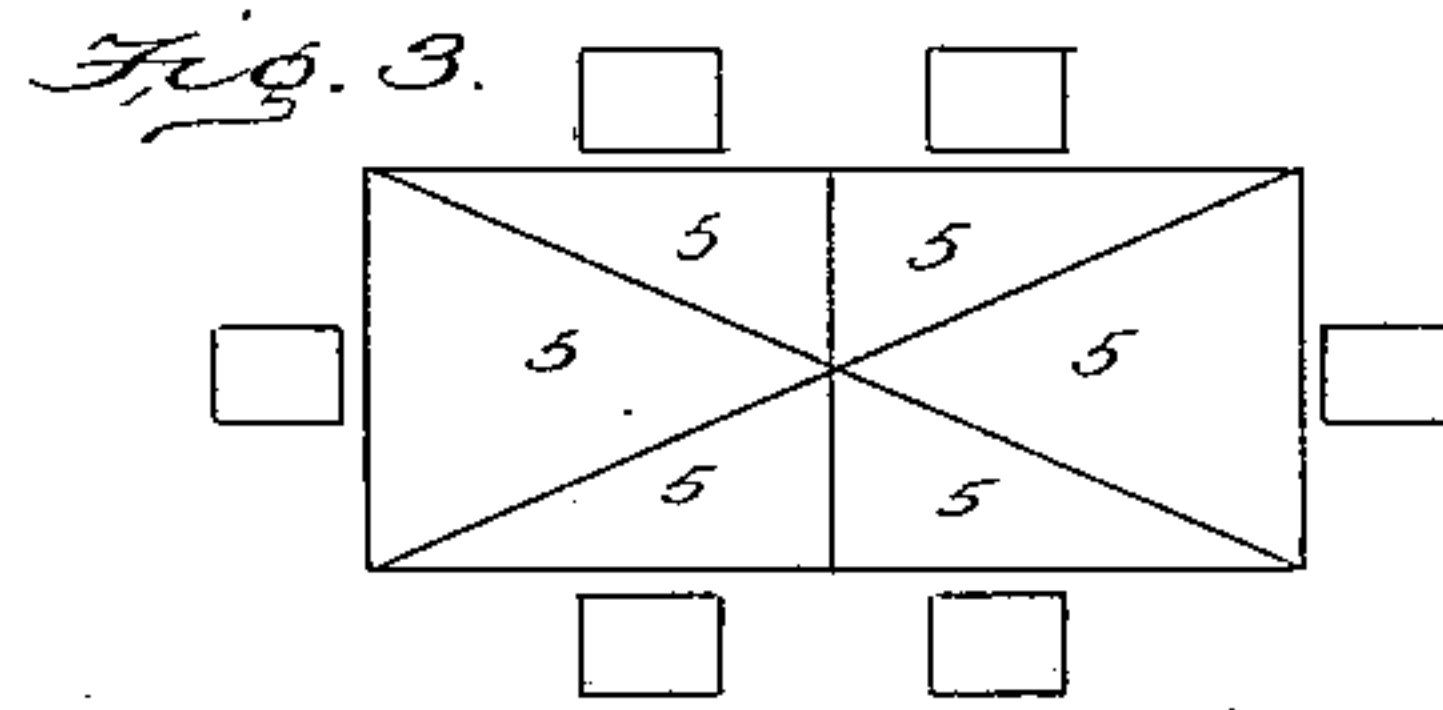
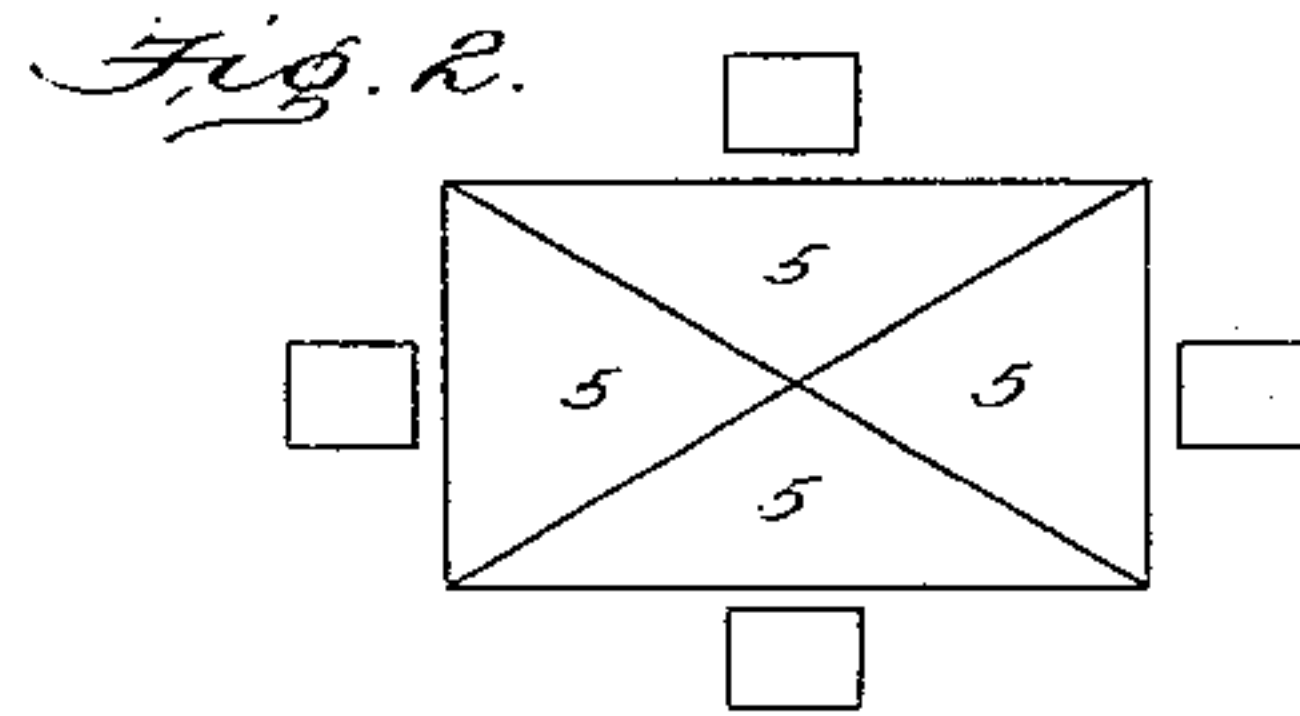
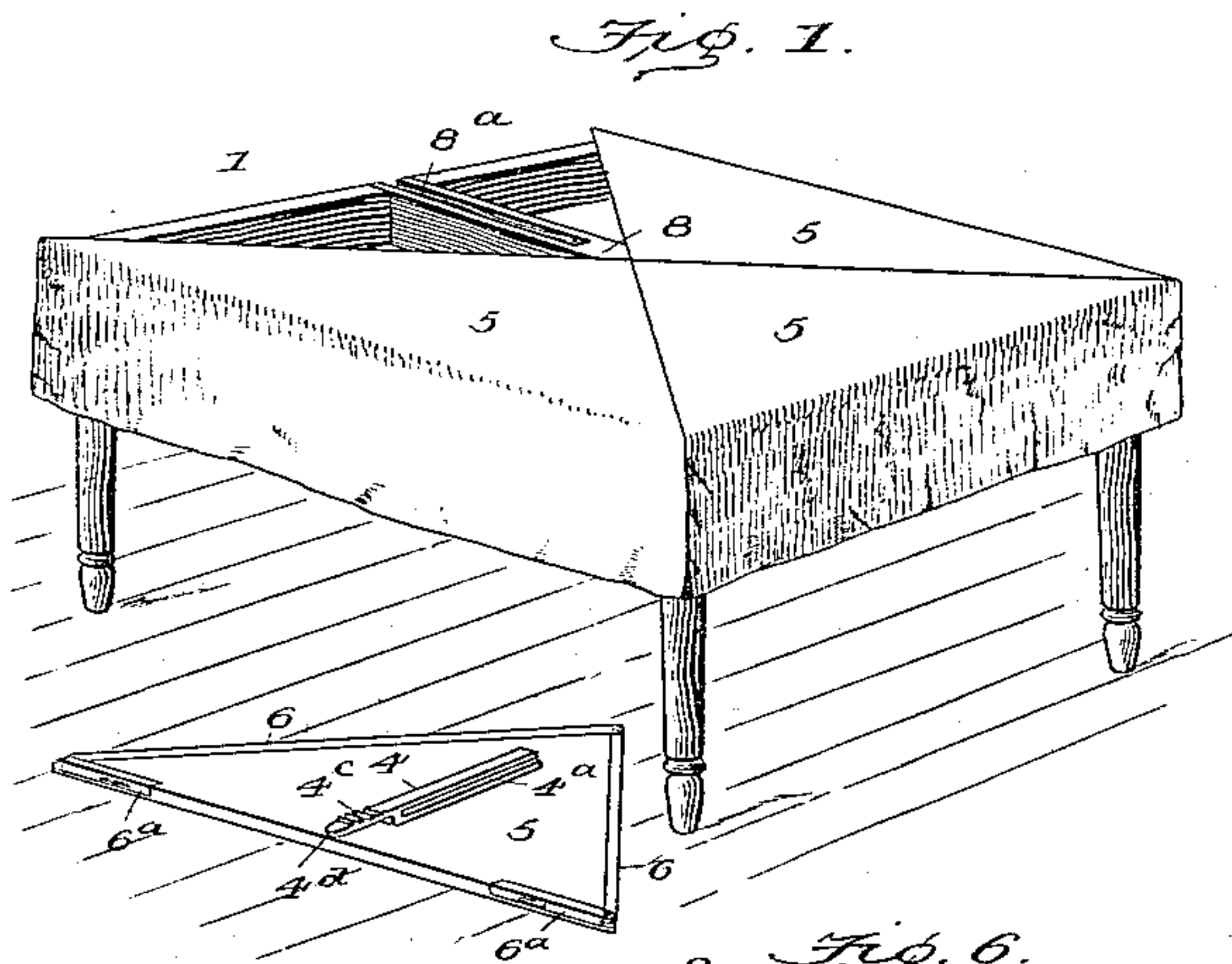


W. M. GRACE.

TABLE.

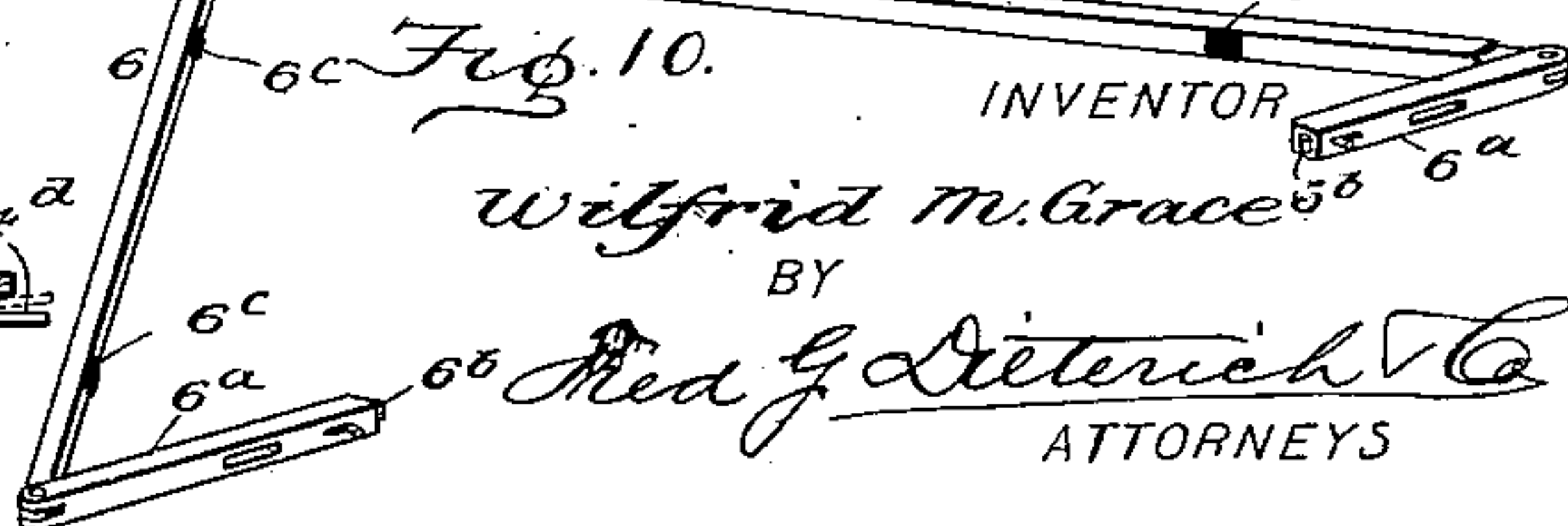
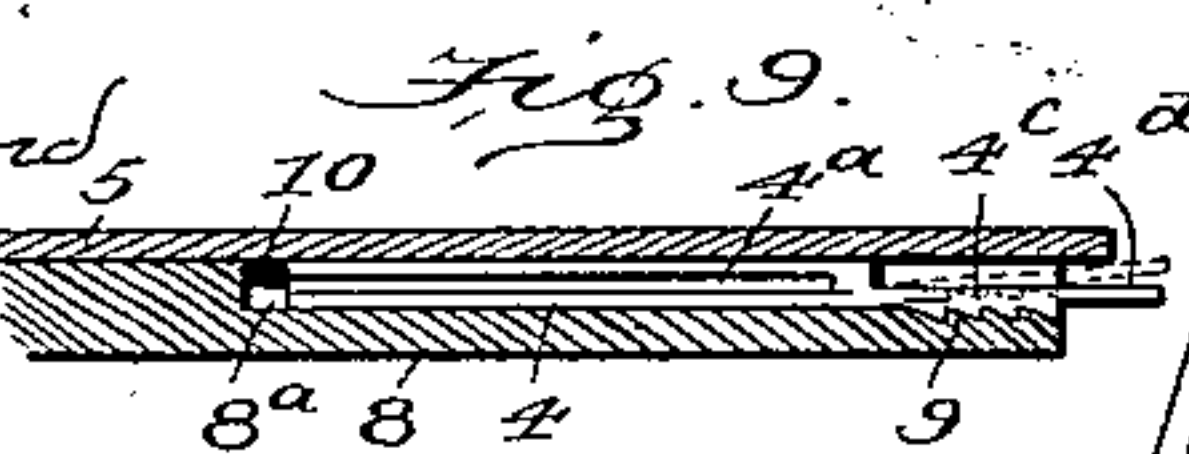
(Application filed Oct. 4, 1897.)

(No Model.)



WITNESSES:

Edwin L. Bradford  
T. L. Mearns



INVENTOR  
Wilfrid M. Grace

BY

Red G. Dietrich & Co.  
ATTORNEYS

# UNITED STATES PATENT OFFICE.

WILFRID M. GRACE, OF CHICAGO, ILLINOIS.

## TABLE.

SPECIFICATION forming part of Letters Patent No. 611,117, dated September 20, 1898.

Application filed October 4, 1897. Serial No. 654,067. (No model.)

*To all whom it may concern:*

Be it known that I, WILFRID MARY GRACE, residing at Chicago, in the county of Cook and State of Illinois, have invented certain new and useful Improvements in Tables, of which the following is a specification.

My invention is in the nature of an improved dining-table having a top formed of removable, interchangeable, and adjustable sections adapted to carry separate cloth or cover portions, whereby such portions of the table where the cloth or cover has become soiled can be quickly removed without disturbing the remainder of the table or inconveniencing those who may be at the table.

This invention also comprehends the peculiar and novel construction of a table-top formed in sections adapted to be interchangeably connected and having means whereby the table cloth or cover portions can be quickly and neatly applied thereto and be removed therewith when it is desired to replace a soiled by a clean table-section.

The invention in its more specific form embodies the novel features of construction and peculiar combination of parts, such as will be first described in detail and then be specifically pointed out in the appended claims, reference being had to the accompanying drawings, in which—

Figure 1 is a perspective view of a table having my improved top, one of the sections being shown removed. Figs. 2, 3, 4, and 5 are diagrams illustrating different forms of applying my invention. Fig. 6 is a plan view showing a table-frame especially constructed to receive the detachable sections. Fig. 7 illustrates the simplest form of my invention. Fig. 8 is a detail view of one of the sections, the cloth being shown removed. Fig. 9 is a detail transverse section taken practically on the line 9 9 of Fig. 6. Fig. 10 is a perspective view of my cloth-attaching device. Fig. 11 is a sectional view of one of the sections, showing the cloth-attaching device in position.

Referring to the accompanying drawings, in which like numerals indicate like parts in all the figures, 1 indicates a table-frame, which may be of any ordinary construction and may be square, elongated, circular, or

other shape and of a size to accommodate two, four, six, or more persons.

In the application of the simplest form of my invention the table-top 2 is preferably formed with a series of notches 3, one for each removable section, into which the guides 4, secured on the bottom of the sections 5, are adapted to fit. The several sections 5 are of such shape in practice that when assembled they form a complete supplemental table-top adapted to rest on the top 2 and held secure thereon by the guides 4 and any simple fastening means capable of being readily released when it is desired to remove the sections.

In practice the several sections are of such width as to give convenient space for a single diner, (see, for example, Figs. 2 and 3;) but when the table is of extra size the several sections may be so arranged and shaped that supplemental or interior sections 5' 5' are provided, out of immediate reach of the diner, which need only be removed and replaced at long intervals, as they are not likely to become as quickly soiled as the outer sections. Each section forms an independent member and has an independent table cloth or cover, and to provide for a quick and effective means for securing the cloth thereto such sections have their edges grooved to receive rims consisting of hinged sections 6 6, having at their ends hinged latch members 6<sup>a</sup> 6<sup>a</sup>, provided with springs snap-bolts 6<sup>b</sup>, which engage the lock-notches 5<sup>b</sup> in the table-top sections, and to provide for a secure binding of the cloth the inner faces of the sections 6 6 may have elastic faces or buttons 6<sup>c</sup> or other suitable binding means.

In its more complete state my invention embodies a special form of table-frame in which a supplemental top for supporting the detachable sections may be dispensed with and the table-sections applied direct onto the frame. In this form the frame has one or more sets of transverse and longitudinal cross-bars 8 8, (according to the number of sections used for each table,) which have extended sockets or channel-ways 8<sup>a</sup> 8<sup>a</sup>, the outer ends of which terminate in ratchet lock-shoulders 9 9. In this case the sections have their pendant guides 4 formed with side grooves 4<sup>a</sup> to



engage the side of flanges 4<sup>b</sup> of the frame pockets or channel-ways and with a spring ratchet-lock 4<sup>c</sup>, having a finger-piece 4<sup>d</sup>.

5 In the use of this form of table the top sections are fitted in place and held secure by the pendent guides 4<sup>a</sup> and when slid home are held locked by the spring ratchet-locks 4<sup>c</sup>, which engage the ratchet-shoulders 9 9, it being obvious that to remove the sections the  
10 operator need only depress the finger-piece 4<sup>d</sup> to disengage the ratchet members. To avoid unnecessary jar when sliding the sections in place, the inner ends of the guides have cushions 10.

15 From the foregoing, taken in connection with the drawings, the advantages of my invention will be readily apparent.

By providing for the removal of the soiled portion of the cloth without affecting the remainder it promotes cleanliness, as the cloth as a whole can easily be kept clean. It economizes space, (especially in restaurants and hotels,) as extra tables need not be provided to allow for changing of soiled cloths. It also  
20 provides a saving of time, as the removable sections can be prepared beforehand and can be substituted in a few seconds, the use of such invention also saving labor and expense in the washing of table-linen, as small cloths  
25 can be the more easily laundered and only that section of the table-cover washed which is actually soiled.

Having thus described my invention, what I claim, and desire to secure by Letters Patent, is—  
35

1. An improved table, comprising a non-extensible supporting-frame and a top, formed entirely of a series of detachably-held sections, each section having an independent  
40 cover detachably secured thereto and forming an independent top portion, said sections

each having a locking means for holding it from outward movement, whereby when one section is fitted in place it is held nested with the other sections to form a complete table-  
45 top, said sections and their locking means being so arranged and constructed as to permit of the free removal of one or more sections or the replacing of one or more sections without disturbing the remaining sections, as specified.  
50

2. A table, having a top formed of a series of sections, each having a separate cover, and the removable frames for securing the covers thereto, said frames having lock means whereby to be secured to the said sections as set forth.  
55

3. A table-frame having guide-grooves provided with lock portions, of top sections, having guides to fit the grooves, and finger-released lock-catches to engage the said lock portions as specified.  
60

4. A table, having the top formed of a series of independent removable sections, each of said sections being provided with a removable cover, a removable hinged frame adapted to keep the said cloth in position, said hinged frame being provided at its ends with a lock-bolt adapted to engage with suitable locking mechanism on the said table-section.  
65 70

5. The combination with the table-frame, provided with cross-bars, each of said cross-bars being provided with a channel-way terminating in a ratchet-lock, the sections each provided with pendent guides having grooves  
75 formed therein and a spring ratchet-lock at the end of said pendent guides.

WILFRID M. GRACE.

Witnesses:

JOHN V. DUGAN,  
F. S. SHAW.