

No. 610,807.

Patented Sept. 13, 1898.

J. R. GRINSFELDER.  
CIGAR BOX ATTACHMENT.

(Application filed Apr. 13, 1898.)

(No Model.)

Fig. 1.

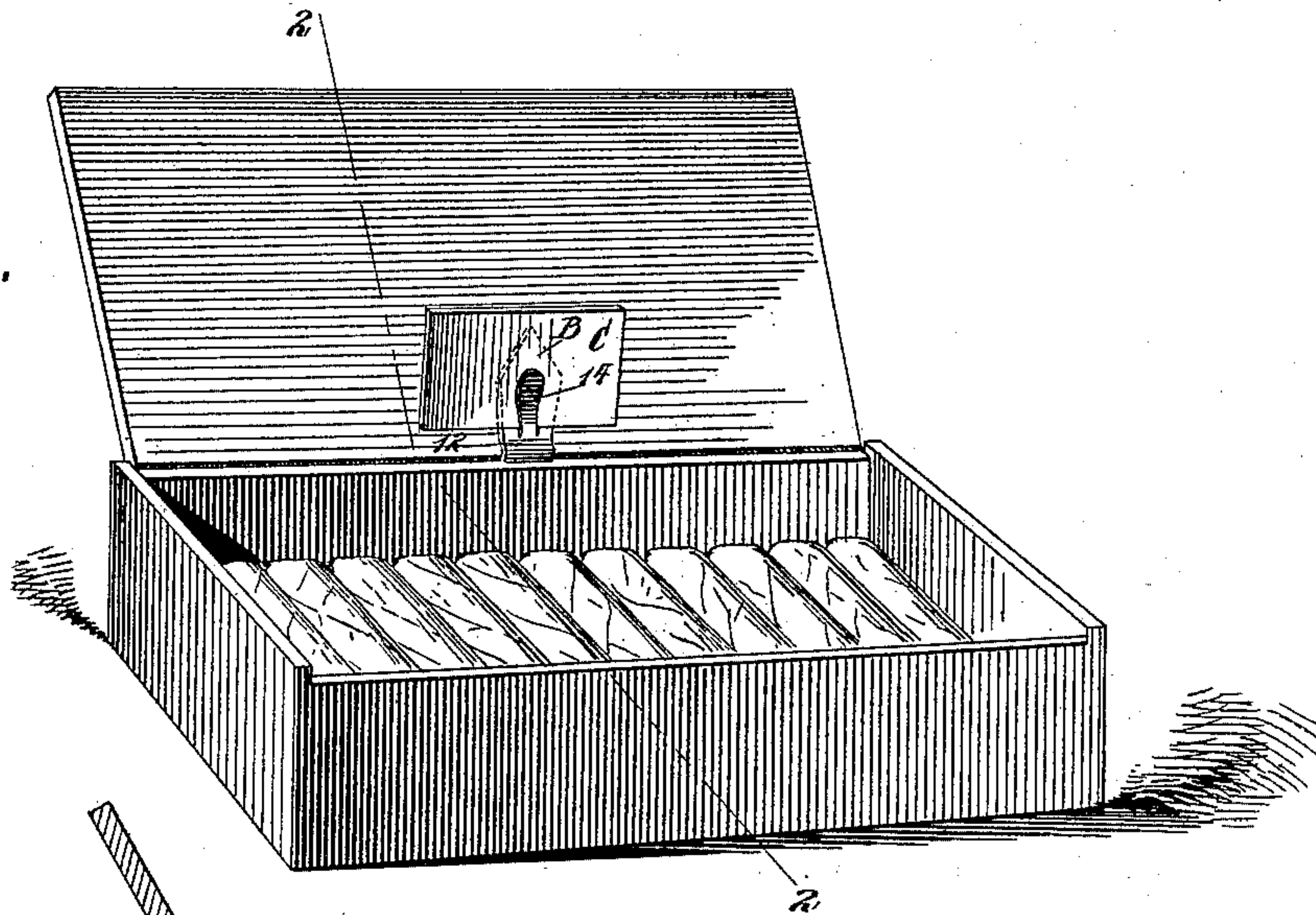


Fig. 2.

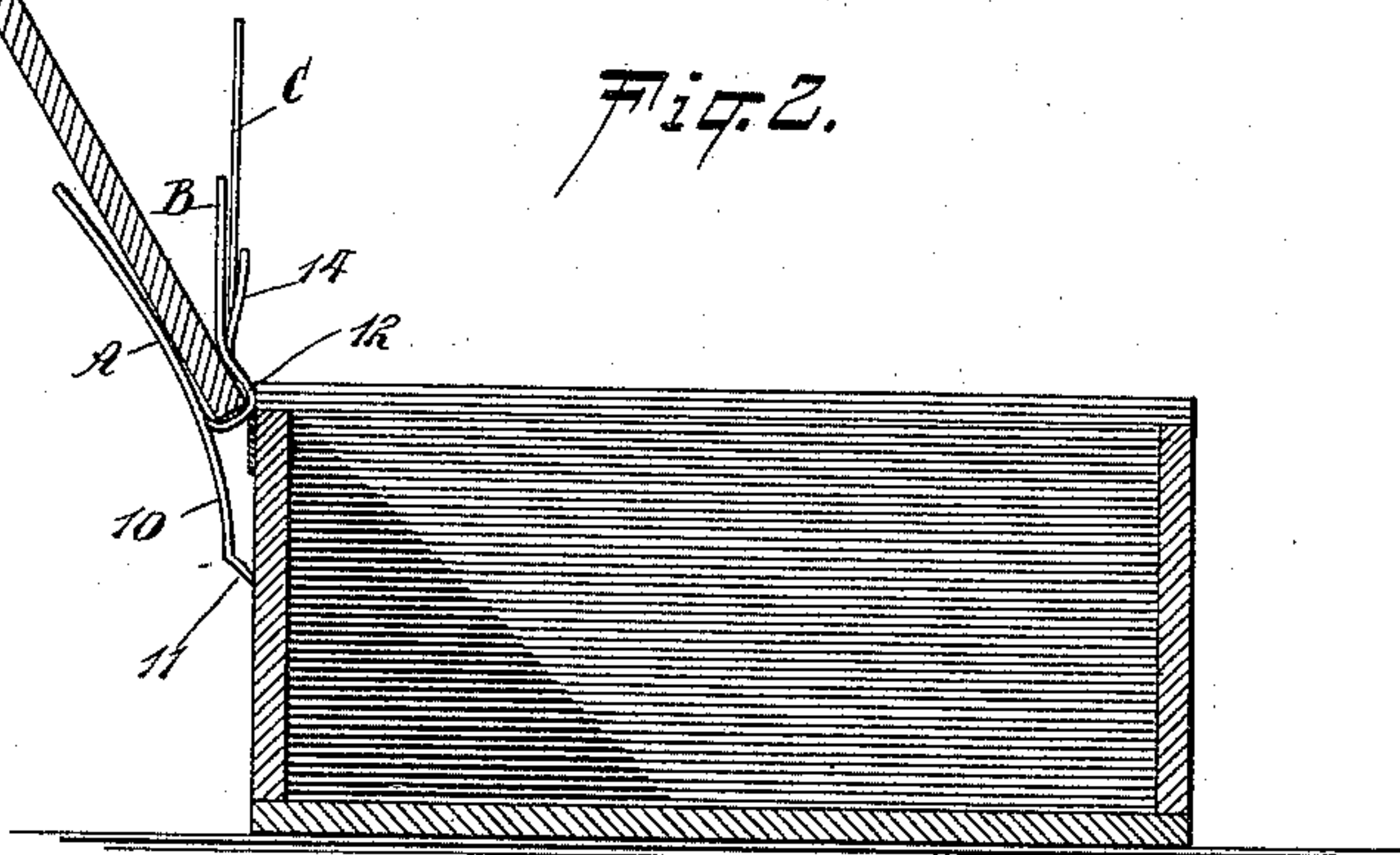
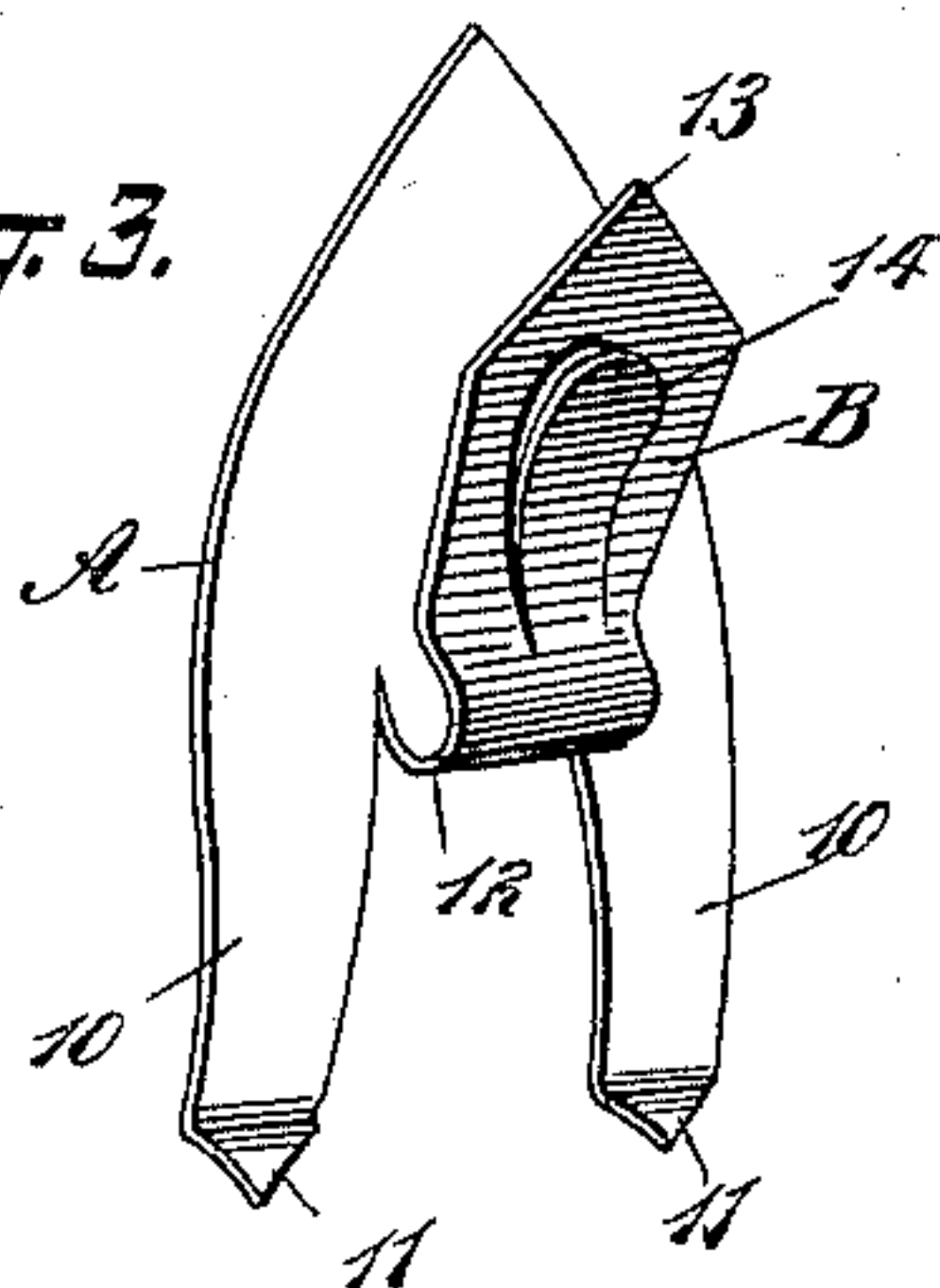


Fig. 3.



WITNESSES:

William P. Goebel.  
J. R. Grinsfelder.

INVENTOR

J. R. Grinsfelder.  
BY *Mumford*  
ATTORNEYS.



# UNITED STATES PATENT OFFICE.

JOSEPH R. GRINSFELDER, OF SPOKANE, WASHINGTON.

## CIGAR-BOX ATTACHMENT.

SPECIFICATION forming part of Letters Patent No. 610,807, dated September 13, 1898.

Application filed April 13, 1898. Serial No. 677,415. (No model.)

*To all whom it may concern:*

Be it known that I, JOSEPH R. GRINSFELDER, of Spokane, in the county of Spokane and State of Washington, have invented a  
5 new and Improved Attachment for Cigar-Boxes, of which the following is a full, clear, and exact description.

The object of my invention is to provide a  
10 simple, economic, and durable device capable of being expeditiously attached to a cover of a cigar-box and which will serve to hold the cover open and at an angle to the body of the box and to support a price-card or a  
15 card of any description, the price-card being so supported by the device that it will not interfere with the reading of a label upon the inner face of the cover.

Another object of the invention is to so construct the device that when it is applied to a  
20 cigar-box lid or cover the box may be handled by the said lid or cover without interfering in the slightest with the device on the cover or lid or shifting it materially from the position in which it was placed.

25 The invention consists in the novel construction and combination of the several parts, as will be hereinafter fully set forth, and pointed out in the claims.

Reference is to be had to the accompanying  
30 drawings, forming a part of this specification, in which similar characters of reference indicate corresponding parts in all the figures.

Figure 1 is a perspective view of an open  
35 cigar-box, illustrating the attachment as applied thereto. Fig. 2 is a vertical transverse section on the line 2 2 of Fig. 1, showing the attachment in edge view; and Fig. 3 is a detail perspective view of the attachment.

The attachment is made, preferably, of  
40 spring sheet metal and comprises a body A, a tongue B, and a lip for the said tongue. The body A is provided with a more or less concaved back surface and a more or less convexed front surface or face, and from a point  
45 at each side of the center of the body to and through its lower edge cuts are made, producing the tongue B, which tongue is bent upwardly upon itself, so that the rear face of the tongue will be opposed to the upper face  
50 of the body. The formation of the tongue provides two legs 10 at the lower portion of

the body, each leg being provided with a forwardly and downwardly inclined foot 11, the feet being preferably triangular in form or pointed. When the tongue B is carried up-  
55 ward, it is also carried rearward to form a semicircular spring-base 12, adapted to serve as a clamp, and from the spring-base 12 the tongue is given an upward and forward inclination which is the reverse of the inclination of the upper portion of the body A. A  
60 lip 14 is struck out from the tongue longitudinally thereof and at the center. The upper end of the lip 14 is the free end, and the said free end of the lip is preferably somewhat rounded and is carried forwardly from  
65 the front face of the tongue. The upper edge 13 of the tongue is pointed and the sides leading to the point may be more or less sharpened, if desired.  
70

In the application of the device the cover  
of the cigar-box is opened and the tongue B is forced through the hinge-strip connecting the cover to the body at a point preferably  
75 about midway between the ends of the cover. The lip 14 is carried within the opening in the tongue, from which it normally extends, and the tongue is forced farther upward, so that the lip will likewise pass through the  
80 said hinge. The tongue is continued to be forced upward until the hinged end of the cover shall have been neatly received and firmly held within the clamping-section or base portion 12 of the tongue. The body will  
85 now be at the back of the cover, serving as a support therefor, and the feet 11 of the body will bear against the back of the body of the box, as clearly shown in Fig. 2, while the tongue will have practically an upright position and will be so removed from the front  
90 face of the cover as not to interfere with the reading of any matter that may be produced on the cover. It will thus be observed that the cover is supported in its upright position and is rendered so stiff that the box even  
95 when filled may be readily handled by means of the cover, and it is furthermore evident that a price-card C or its equivalent when passed between the lips 14 and the tongue B, as shown in Figs. 1 and 2, will be firmly held  
100 in a position to be clearly read.

The device is exceedingly simple. It is



5 durable and economic, and, as above stated,  
it may be readily applied to any cigar-box or  
to a box of like character.

Having thus described my invention, I  
5 claim as new and desire to secure by Letters  
Patent—

1. An attachment for cigar-boxes, consist-  
ing of a body-plate bifurcated at its lower  
end, and provided with an integral tongue  
10 located between the members of the body-  
plate, a tongue extending upwardly and for-  
wardly and away from the upper portion of  
the body-plate, and a lip forming a portion  
of the tongue, which lip at its upper portion  
15 extends beyond the vertical plane of the  
front portion of the tongue, substantially as  
described.

2. A cigar-box attachment constructed of  
a single piece of spring material and compris-  
20 ing a body-plate bifurcated at its lower end,  
its front face being convexed and its rear  
face concaved, each member of the body-  
plate terminating in a forwardly-extending  
foot, and a tongue extending from between  
25 the members of the body-plate and forwardly  
and longitudinally of the front face of the

body-plate, the said tongue being pointed at  
its upper end and provided with a lip whose  
upper edge extends beyond the vertical plane  
of the front face of the said tongue, as and 30  
for the purpose specified.

3. A cigar-box attachment constructed of  
a spring material, comprising a body-plate  
having its back concaved and its front con-  
vexed, the lower portion of the body-plate 35  
being bifurcated, each member terminating  
in a forwardly and downwardly extended  
pointed foot, and a tongue extending from  
the body-plate between the members thereof,  
the said tongue being carried upwardly and 40  
inwardly, forming a lower or base clamping-  
section, the tongue being given an upward  
and outward inclination from the said clamp-  
ing-section, and a lip formed from the said  
tongue, the free end whereof is out of the 45  
vertical plane of the front face of the said  
tongue, for the purpose specified.

JOSEPH R. GRINSFELDER.

Witnesses:

JAS. MCGOUGAN,  
MOSE OPPENHEIMER.