


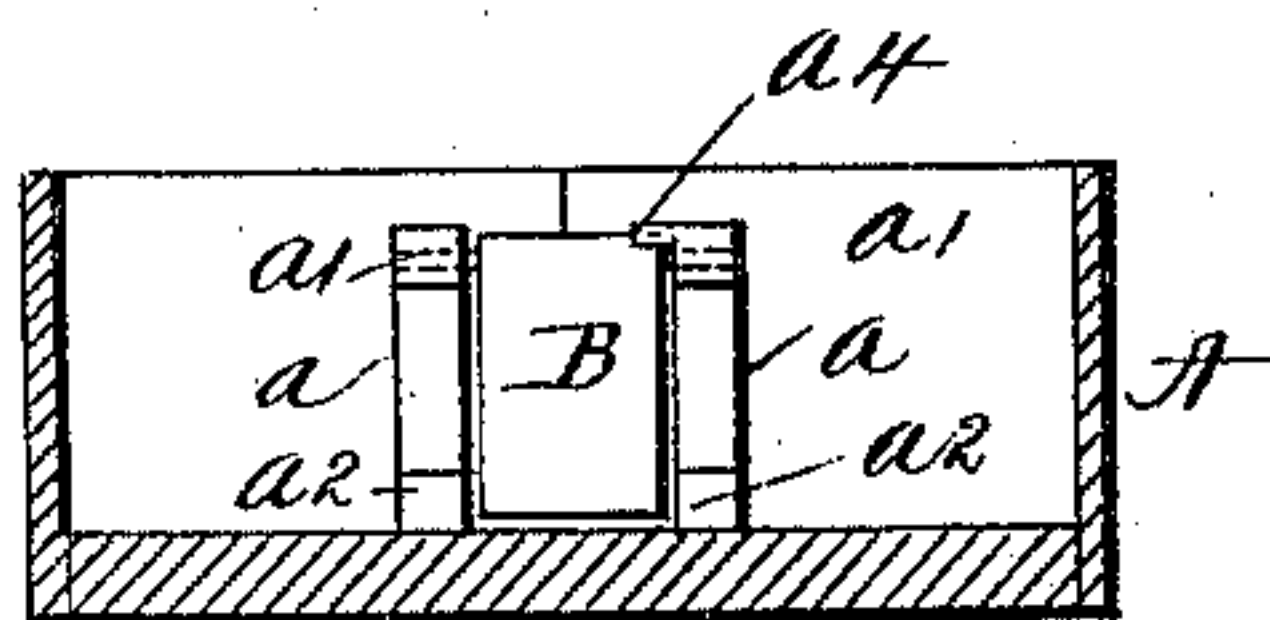
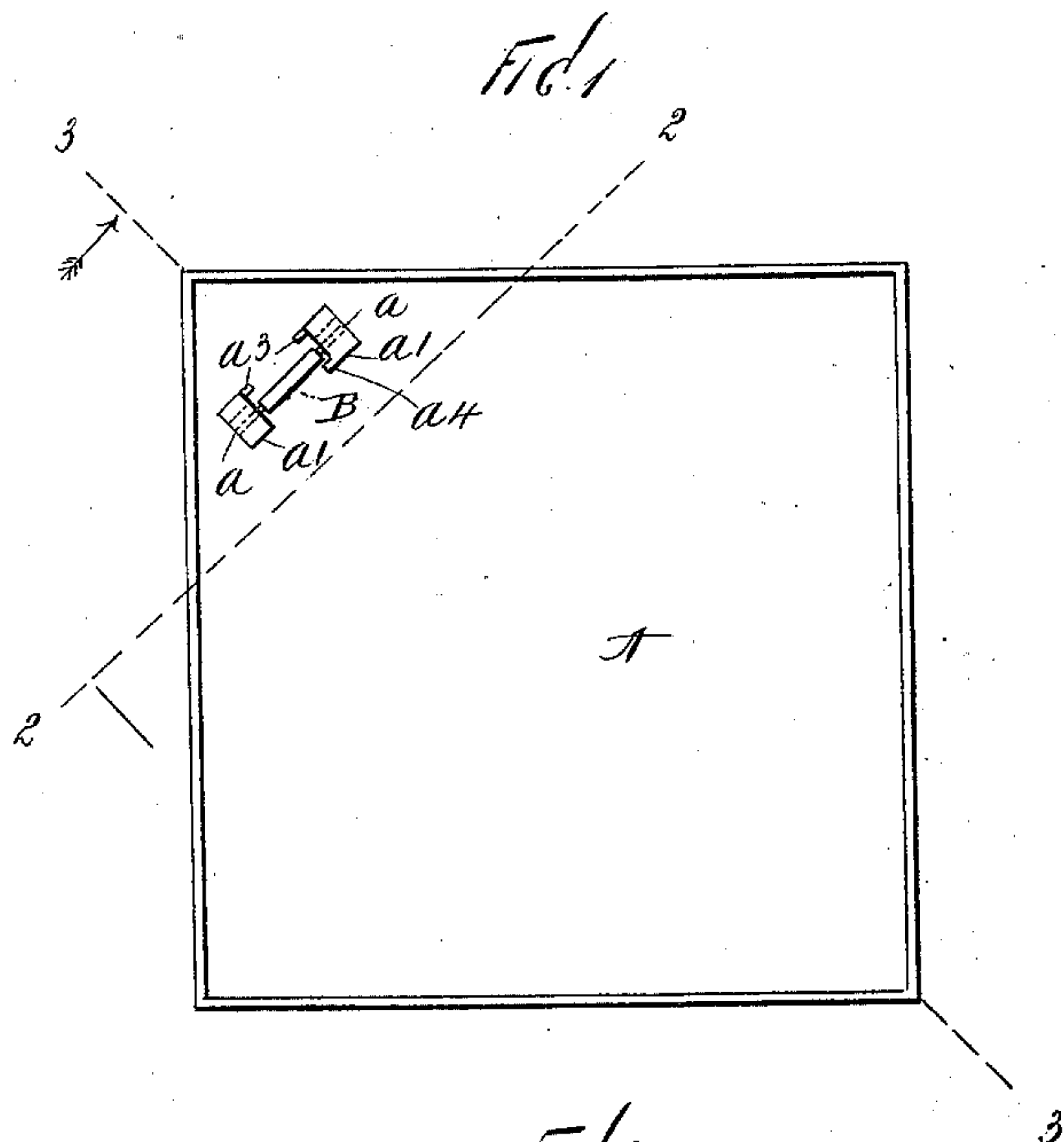
No. 610,734.

Patented Sept. 13, 1898.

F. W. BRENNAN.
GAME APPARATUS.

(Application filed Mar. 11, 1898.)

(No Model.)



WITNESSES

John Buckler,
L. M. Fuller

INVENTOR

Frank W. Brennan.

BY

Edgar Tate & Co.
ATTORNEYS

UNITED STATES PATENT OFFICE

FRANK W. BRENNAN, OF NEW YORK, N. Y., ASSIGNOR OF ONE-HALF TO
JOSEPH C. WICKERS, OF SAME PLACE.

GAME APPARATUS.

SPECIFICATION forming part of Letters Patent No. 610,734, dated September 13, 1898.

Application filed March 11, 1898. Serial No. 673,506. (No model.)

To all whom it may concern:

Be it known that I, FRANK W. BRENNAN, a citizen of the United States, residing at New York, in the county of New York and State of New York, have invented certain new and useful Improvements in Game Apparatus, of which the following is a full and complete specification, such as will enable those skilled in the art to which it appertains to make and use the same.

This invention relates to a game apparatus, and has for its object to provide a game apparatus which shall be simple in construction and economical to manufacture.

A further object is to provide a game which, while readily learned, shall be interesting and require considerable skill to master.

The invention consists of a game apparatus constructed substantially as hereinafter described, and defined in the claims.

The invention is fully disclosed in the following specification, of which the accompanying drawings form a part, in which the separate parts of my improvement are designated by the same letters of reference in each of the views, and in which—

Figure 1 is a plan view of the improved game apparatus constructed in accordance with this invention. Fig. 2 is a vertical section on the line 2 2 of Fig. 1, viewed in the direction of the arrow; and Fig. 3 is a similar view on the line 3 3 of Fig. 1, viewed in the direction of the arrow.

Referring to the drawings, A represents a frame or casing which is preferably rectangular in shape and may be constructed of wood or other suitable material and decorated or not, according to fancy. The upper surface of the bottom of the frame A is plane and perfectly smooth and is provided with two upwardly-projecting parallel standards a , which are preferably located adjacent to one corner of the frame A. The upper and lower portions of the standards a are provided with extensions a' , which are parallel and project in the same direction. The lower portion of one or both standards a is provided with a suitable stop a^3 , which is located on the edge opposite the extension a^2 , and a similar stop a^4 is provided upon the free end

of one or both of the upper extensions a' , as shown in Fig. 3.

Between the upper extensions a' of the lugs a is pivoted a gate or barrier B, which is arranged to swing loosely in its bearings, but is prevented by the stop a^3 from passing beyond the vertical in that direction, while it is free to swing upwardly in the opposite direction until impeded by the stop a^4 , which thus prevents the barrier from making a complete revolution on its pivots.

The game is to be played with a marble which is to be rolled about the board, the frame being held in the hands. It is obvious that the barrier will prevent the marble from rolling directly through the passage formed by the standards a . Hence the game can only be won by rolling the marble between the edge of the frame and one of the standards a and then passing it back between the standards a , the barrier swinging backwardly to permit the passage of the marble.

Having fully described my invention, I claim as new and desire to secure by Letters Patent—

1. The herein-described game device, comprising an open box or casing having a flat bottom and vertical side and end walls, and two upright standards arranged adjacent to one corner thereof and transversely of said corner, and a swinging barrier supported between said standards and adapted to swing toward the center of the box or casing, substantially as shown and described.

2. The herein-described game device, consisting of an open box or casing, which is provided adjacent to one corner with two upright standards arranged transversely of the corner, and a swinging barrier supported between said standards and adapted to swing forwardly, said standards being provided with stops to prevent the backward movement of said barrier, substantially as shown and described.

3. The herein-described game device, comprising an open box or casing which is rectangular in form, the bottom of said box or casing being provided adjacent to one corner with two upright standards, said standards being provided at the bottom and top with inwardly-

directed projections, and a barrier pivoted
between the top projections and adapted to
swing inwardly, said standards being pro-
vided with stops to prevent the backward
5 movement of said barrier, substantially as
shown and described.

In testimony that I claim the foregoing as

my invention I have signed my name, in pres-
ence of the subscribing witnesses, this 9th
day of March, 1898.

FRANK W. BRENNAN.

Witnesses:

HERMAN BORSIG, Jr.,

JOSEPH C. WICKERS.