

No. 610,247.

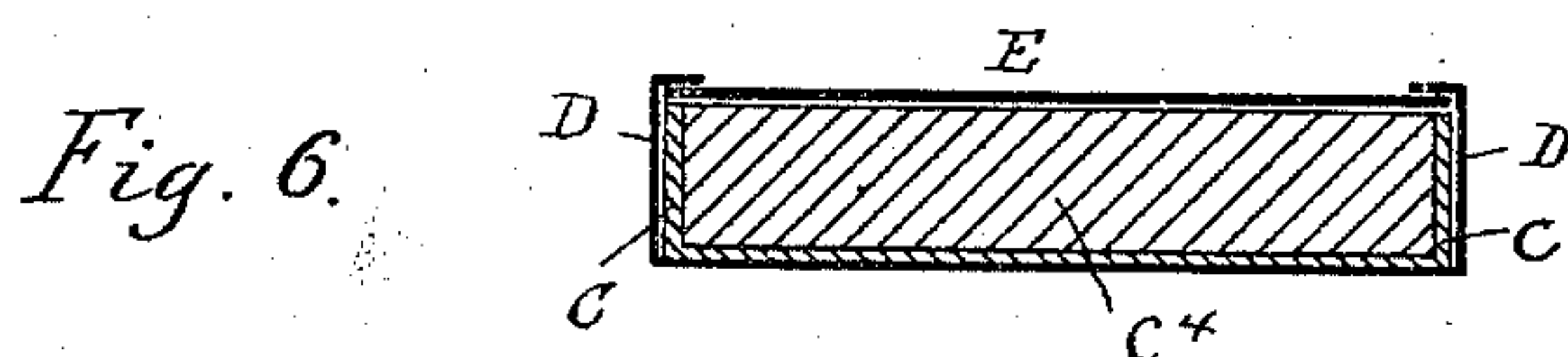
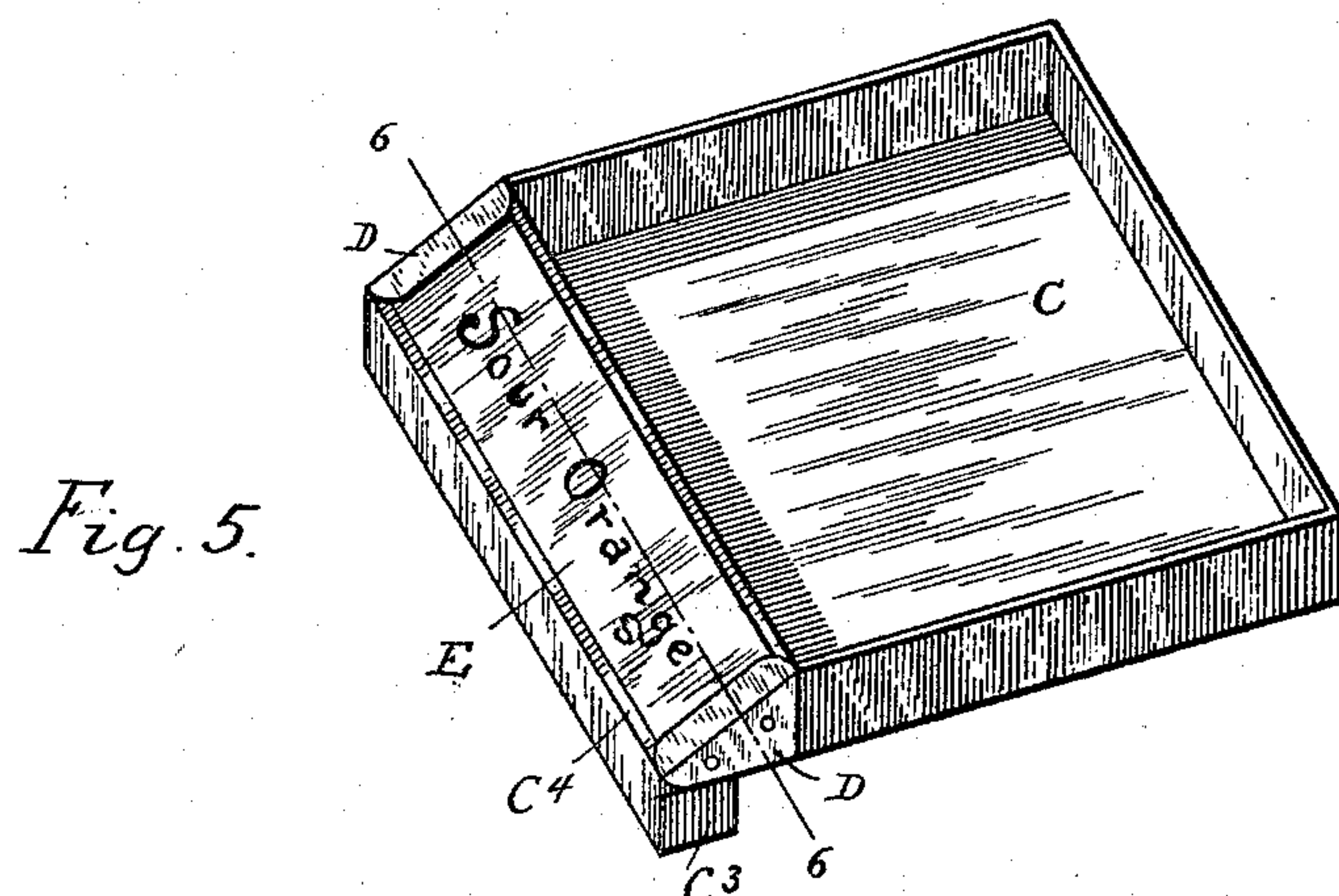
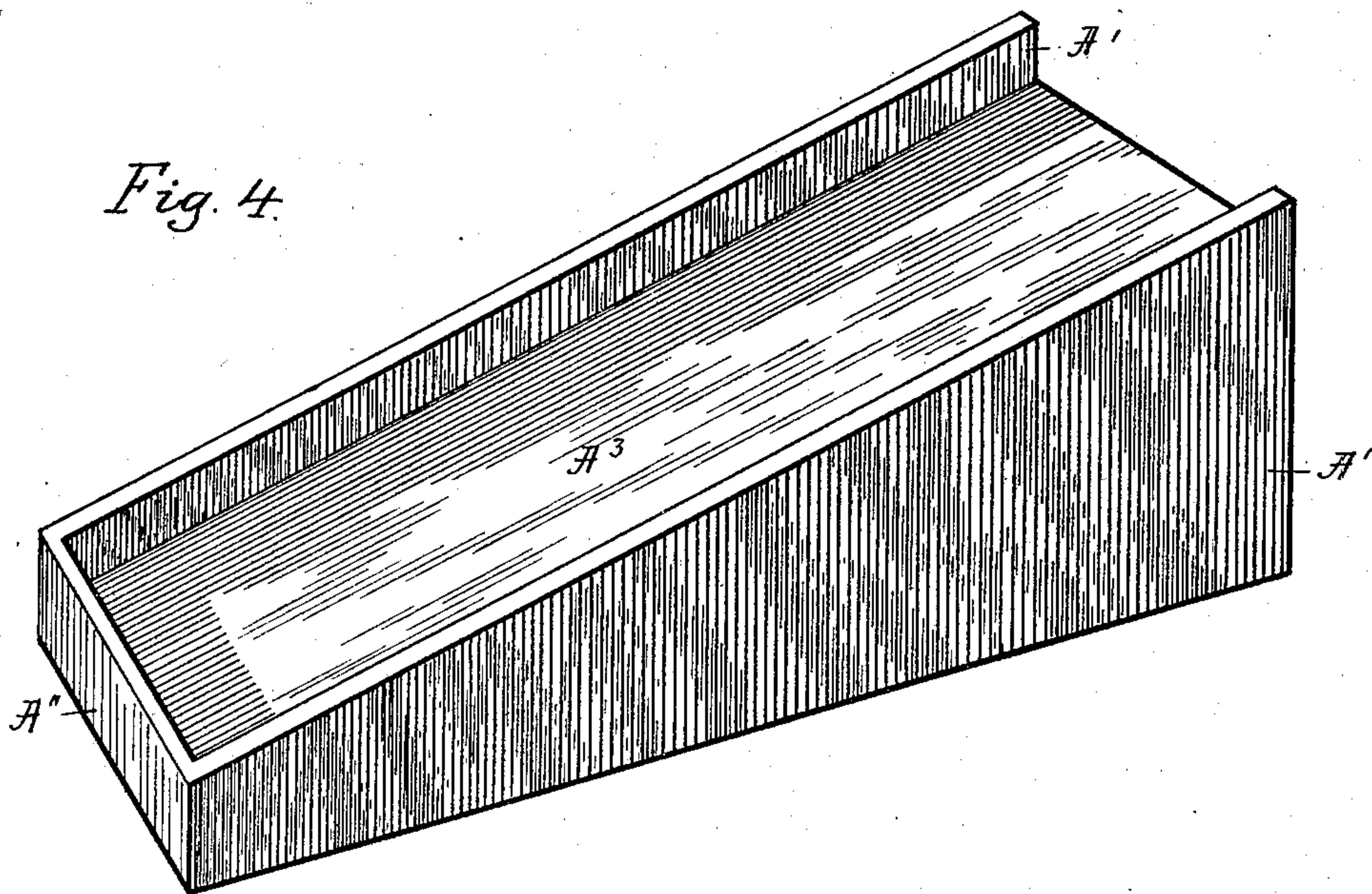
Patented Sept. 6, 1898.

W. E. & G. F. SCHRAFFT.
DISPLAY DEVICE FOR CONFECTIONERY.

(Application filed May 2, 1898.)

(No Model.)

2 Sheets—Sheet 2.



Witnesses:
Karl A. Andren.
Francis A. Perry.

Inventors:
William E. Schrafft
and George F. Schrafft.
by Alban Andren. atty.

UNITED STATES PATENT OFFICE.

WILLIAM E. SCHRAFFT AND GEORGE F. SCHRAFFT, OF SOMERVILLE,
MASSACHUSETTS.

DISPLAY DEVICE FOR CONFECTIONERY.

SPECIFICATION forming part of Letters Patent No. 610,247, dated September 6, 1898.

Application filed May 2, 1898. Serial No. 679,478. (No model.)

To all whom it may concern:

Be it known that we, WILLIAM E. SCHRAFFT and GEORGE F. SCHRAFFT, citizens of the United States, residing at Somerville, in the county of Middlesex and State of Massachusetts, have invented new and useful Improvements in Display Devices for Confectionery, of which the following is a specification.

This invention relates to improvements in display devices for confectionery, and it is particularly designed for the purpose of displaying confectionery and other small articles of merchandise in show-cases, on counters, &c., as will hereinafter be more fully shown and described, reference being had to accompanying drawings, wherein—

Figure 1 represents a top plan view of the invention. Fig. 2 represents a longitudinal section on the line 2 2 shown in Fig. 1. Fig. 3 represents a rear view of Fig. 1. Fig. 4 represents a perspective view of the tray-supporting box, showing the trays removed. Fig. 5 represents a perspective view of one of the removable tray-holders, and Fig. 6 represents a cross-section on the line 6 6 shown in Fig. 5.

Similar letters refer to similar parts wherever they occur on the different parts of the drawings.

The improved tray-holding box is composed of a bottom A and sides A' A', secured to said bottom and inclined from the front toward the rear—that is, lowest in front and highest at the rear end, as shown. A'' is the transverse front end of said box.

The tray-holding box is open at its rear end. Extending from the front to the rear between the sides A' A' is an inclined tray-support A³, as shown. The sides of the box are made to project slightly above the inclined tray-support A³, as shown, so as to serve as means for holding the tray-holders in position on top of said inclined support.

To the rear open lower end of the tray-holding box is secured a cross-bar A⁴, which serves as a rest for the rear ends of the candy-supply boxes B B B, the forward ends of which are supported on the bottom portion A and adapted to rest against a stop-ledge A⁵, secured to the under side of the inclined tray-support A³, as shown in Fig. 2. The cross-bar A⁴ serves to elevate the rear ends of the

supply-boxes B B B when placed within the tray-holding box, so as to facilitate the removal and insertion of such supply-boxes without interfering with the back ledge of the show-case within which the confectionery-display device is contained.

On top of the inclined tray-support A³ are located a series of removable tray-holders C C C, each one being preferably provided with a false bottom C', which supports the removable tray C'', adapted to contain the confectionery or other goods to be displayed.

Each tray-holder is preferably provided on the under side of its forward portion with a lateral ledge C³, adapted to support the forward end of the tray-holder on the inclined tray-support A³, as shown, so as to hold the said tray-holder in a proper slightly-inclined position on the support A³. To the forward end of each tray-holder is secured a wedge-shaped label-holding bar C⁴, provided at its ends with suitable angular clips D D, between which the label or card E is secured, as shown.

In practice we prefer to place the confectionery or goods in removable trays C'', placed within the tray-holders; but if so desired the said trays may be dispensed with and the goods placed directly within the tray-holders without departing from the essence of our invention.

What we wish to secure by Letters Patent and claim is—

In a goods-display device, in combination, an inclined hollow tray-supporting box open at its rear end and having a lateral supply-box support A⁴ at such rear end, a series of removable tray-holders resting on the inclined tray-support, each such tray-holder having on its under side a lateral supporting-bar C³, an inclined label-holding bar C⁴ on its forward end, a removable false bottom, and a removable tray, substantially as and for the purpose set forth.

In testimony whereof we have hereunto set our hands in presence of two subscribing witnesses.

WILLIAM E. SCHRAFFT.
GEORGE F. SCHRAFFT.

Witnesses:

SAMUEL A. VANNER,
SETH TAYLOR, Jr.