

No. 609,260.

H. R. BARNARD.

Patented Aug. 16, 1898.

TOBACCO PIPE.

(Application filed Dec. 20, 1897.)

(No Model.)

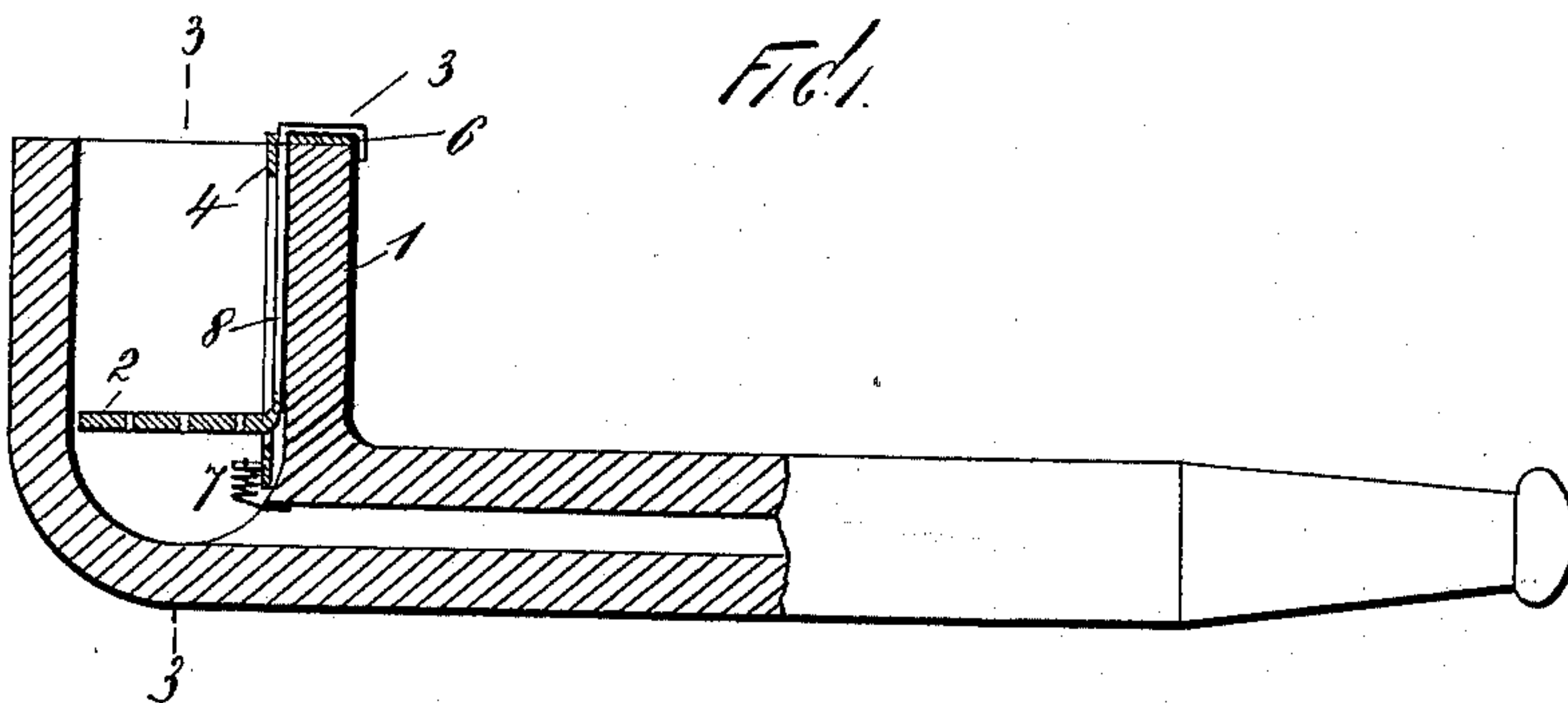


Fig. 2.

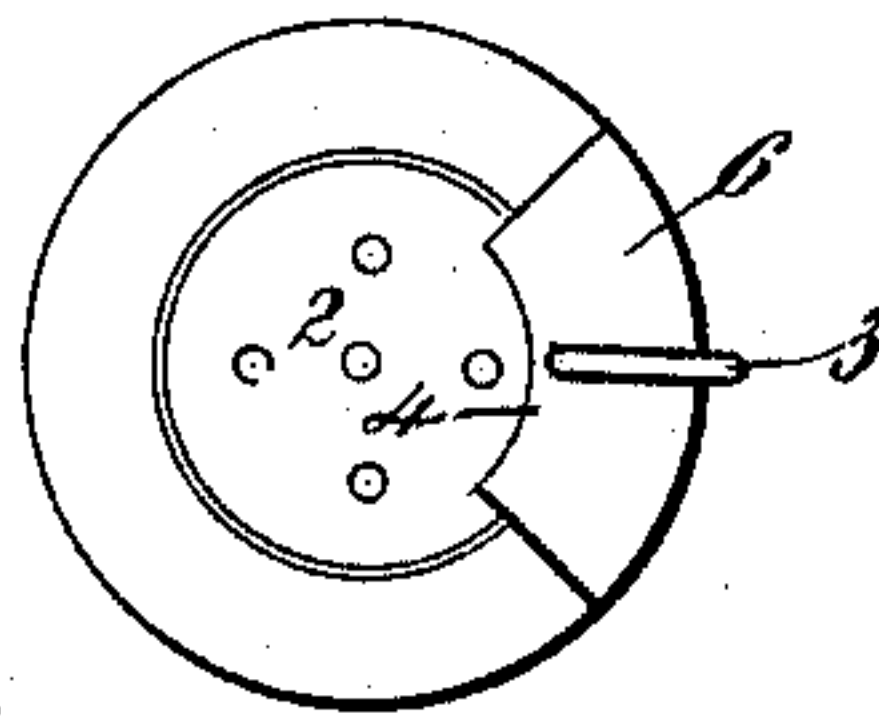
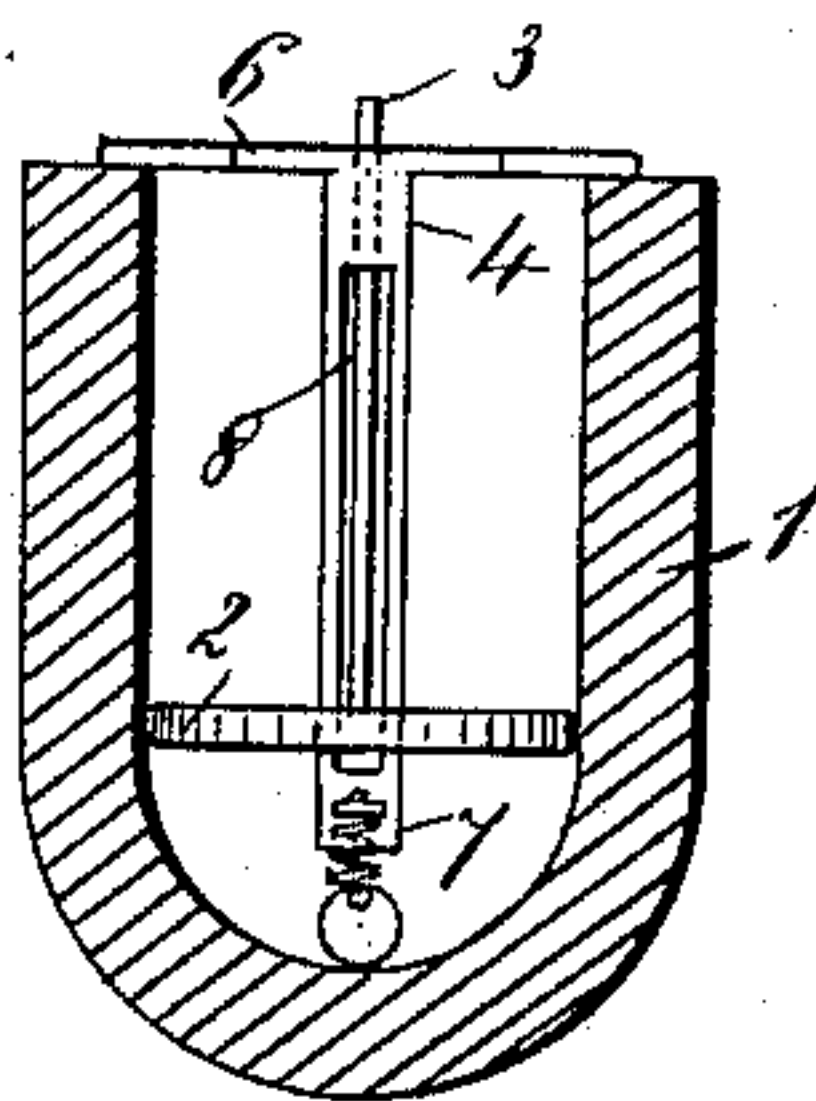


Fig. 3.



Witnesses
John Ruckler,
R. M. Fuller

By

Inventor
Henry R. Barnard
Attorneys Edgar Salter

UNITED STATES PATENT OFFICE.

HENRY RICHARD BARNARD, OF NEW YORK, N. Y.

TOBACCO-PIPE.

SPECIFICATION forming part of Letters Patent No. 609,260, dated August 16, 1898.

Application filed December 20, 1897. Serial No. 662,643. (No model.)

To all whom it may concern:

Be it known that I, HENRY RICHARD BARNARD, a subject of the Queen of Great Britain, residing at New York, in the county of New York and State of New York, have invented certain new and useful Improvements in Tobacco-Pipes, of which the following is a full and complete specification, such as will enable those skilled in the art to which it appertains to make and use the same.

This invention relates to tobacco-pipes, and more particularly to an attachment for pipes by means of which the bowl can be quickly and conveniently emptied, the object being to provide an attachment of this character that can be readily applied to pipes without special preparation for this purpose.

The invention consists in the novel features of construction and combinations of parts hereinafter fully described and specifically claimed.

The invention is fully disclosed in the following specification, of which the accompanying drawings form a part, in which the separate parts of my improvement are designated by the same numerals of reference in each of the views, and in which—

Figure 1 is a longitudinal section of a pipe provided with an attachment constructed in accordance with this invention. Fig. 2 is a top plan thereof, and Fig. 3 is a vertical section on the line 3 3 of Fig. 1.

The attachment forming the subject of this invention is readily applicable to various forms of pipes, and consists, essentially, of a movable perforated plate that forms a false bottom for the bowl, with means for moving it toward the mouth thereof to eject the ashes or tobacco.

In said drawings, 1 indicates the bowl; 2, the movable perforated plate; 3, the handle therefor, and 4 the frame. The said frame consists of a plate having a flange or lip 6 at its upper end to rest upon the upper edge of the bowl and a spring-finger 7 at its lower end to enter and engage the bowl end of the stem-passage. Said plate is provided with an upright slot 8 and is of thin sheet metal and conforms to the contour of the bowl to lie flat against the rear side thereof. The plate 2

fits nicely within the bowl, and the stem of the handle is connected with the rear side thereof, as clearly shown in Fig. 1, being movable by reason of the slot 8, as will be readily seen.

It is apparent that the attachment can be made in different shapes and sizes to be applicable to pipes upon the market, and in applying the same the plate 2 is first moved to the outer end of slot 8 and the frame inserted within the bowl to cause the spring-finger 7 to enter the end of the stem-passage. The flange or lip 6 is then slipped upon the upper edge of the bowl, which holds the parts securely. It is understood that the spring-finger 7 can be a coiled spring fastened to the lower end of plate 4, as shown, or it may be a plate-spring attached to or forming the lower end portion of said plate.

In use it is seen that by drawing out the handle to move the plate 2 toward the mouth of the bowl the ashes or tobacco is readily ejected. This invention obviates the employment of a pick or blade or knocking to empty the bowl, which is both inconvenient and apt to mar its appearance. The device is simple and inexpensive, can be sold at a comparatively low price, and is not unsightly, since the only parts visible are the flange 6 and handles 3, the former being thin and flat and the latter small and ornamented, if desired. The attachment is also useful in that the tobacco can be easily raised or shifted should it become packed too tightly to draw easily.

Having fully described my invention, I claim as new and desire to secure by Letters Patent—

1. The attachment for a tobacco-pipe herein described, consisting of a frame having a flange or lip at its upper end, and a spring-finger at its lower end, and a perforated plate movably connected with said frame and provided with a handle which projects upwardly and over the top of the bowl, substantially as shown and described.

2. The herein-described attachment for the bowl of tobacco-pipes, consisting of a vertical plate or frame having a slot formed therein, and provided at its upper end with a lip which

overlaps the top of the bowl, and at its lower end with a spring-finger, and a perforated plate provided with a handle which projects through said slot, said handle being carried
5 upwardly and passed through said lip, substantially as shown and described.

In testimony that I claim the foregoing as

my invention I have signed my name, in presence of the subscribing witnesses, this 18th day of December, 1897.

HENRY RICHARD BARNARD.

Witnesses:

L. M. MULLER,

M. A. KNOWLES.