

No. 608,472.

Patented Aug. 2, 1898.

C. H. McCORMACK.
CARRIER FOR UMBRELLAS OR THE LIKE.

(Application filed Apr. 10, 1897.)

(No Model.)




Fig. 1.

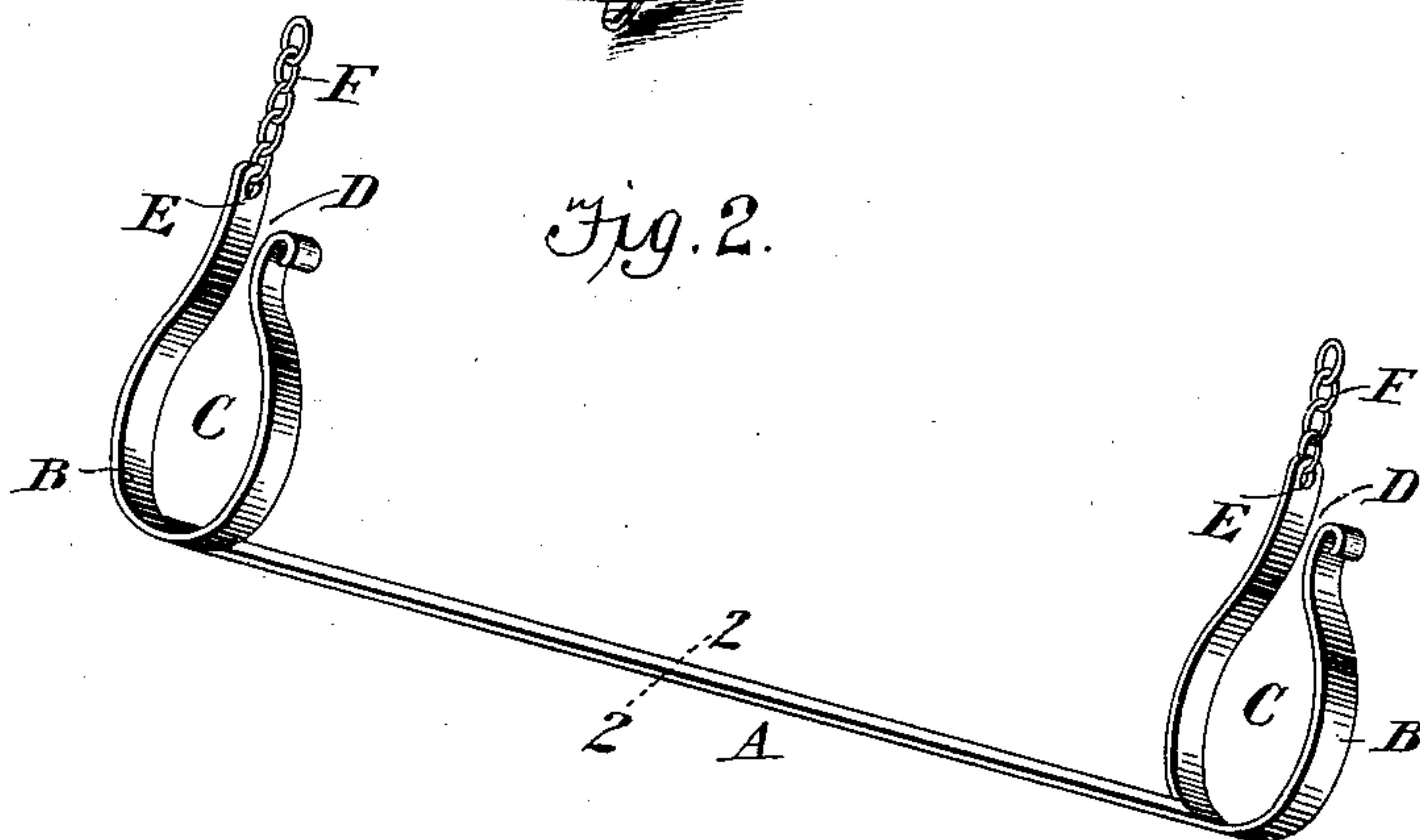


Fig. 2.

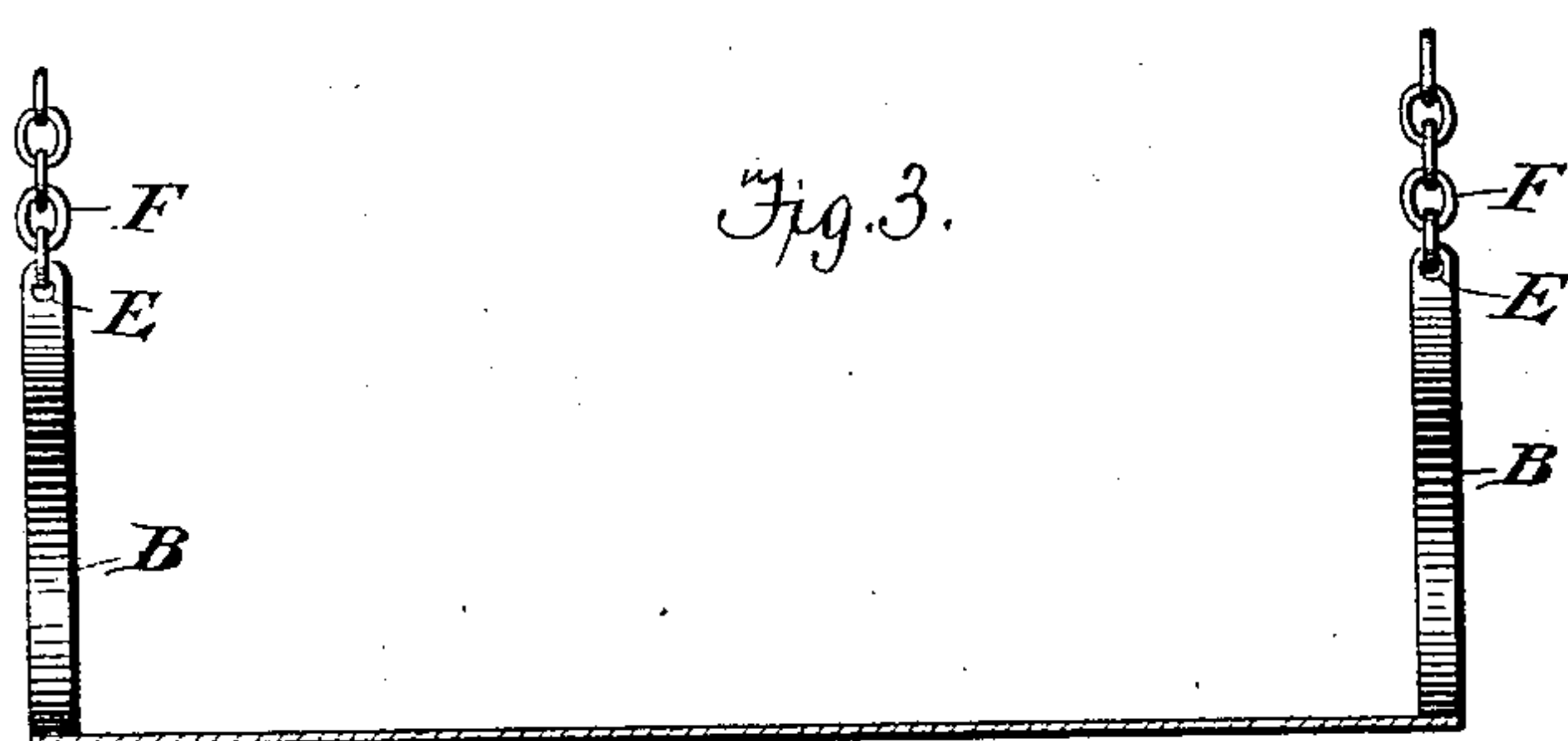


Fig. 3.

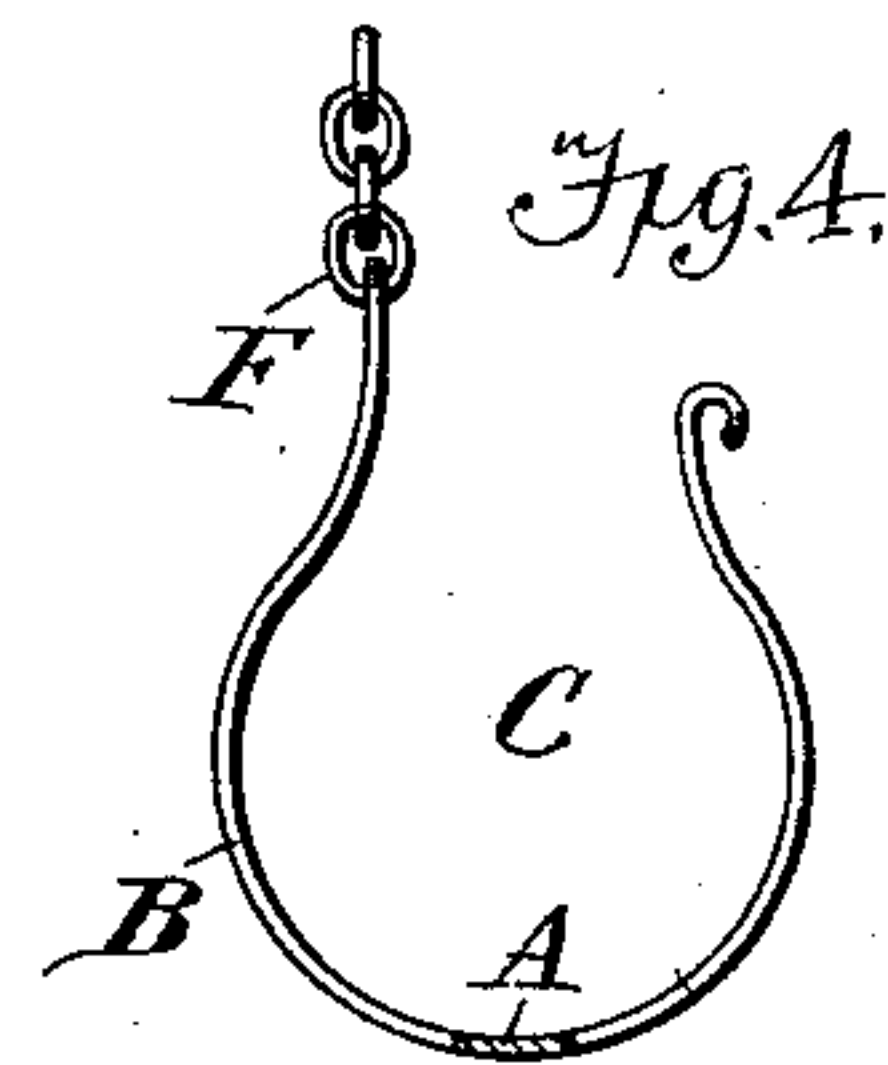


Fig. 4.

Witnesses

W. C. Lunsford.
Chas. E. Brock

Inventor

C. H. McCormack,
by *Murphy*

UNITED STATES PATENT OFFICE.

CHARLES H. McCORMACK, OF TOWNERS, NEW YORK, ASSIGNOR OF ONE-HALF TO CHARLES H. LEE, OF SAME PLACE.

CARRIER FOR UMBRELLAS OR THE LIKE.

SPECIFICATION forming part of Letters Patent No. 608,472, dated August 2, 1898.

Application filed April 10, 1897. Serial No. 631,584. (No model.)

To all whom it may concern:

Be it known that I, CHARLES H. McCORMACK, residing at Towners, in the county of Putnam and State of New York, have invented a new and useful Carrier for Umbrellas or the Like, of which the following is a specification.

My invention has relation to certain improvements in parasol-carriers or umbrella-holders.

The object of the invention is to provide a parasol or umbrella holder so constructed that the same will be adapted to receive a parasol or the like that can be secured to a belt or any portion of the clothing carrying the same.

A further object of the invention is to provide an umbrella or parasol carrier particularly adapted for use by ladies in shopping, so that the same can be held within the carrier while the person is engaged in other pursuits.

A further object of the invention is to provide an umbrella or parasol carrier adapted to receive the same, so that there will be no possibility of the person losing such article, as often occurs when such umbrella or parasol is placed against a counter or the like and then forgotten.

With these and other objects in view my invention consists in certain novel features of construction and in combinations and arrangements of parts that will be hereinafter more fully described, and pointed out in the claim.

In order that my invention may be fully understood, I will proceed to describe the same with reference to the accompanying drawings, in which—

Figure 1 is a perspective view showing the practical operation of my device. Fig. 2 is a perspective view of the carrier or holder detached. Fig. 3 is a longitudinal sectional view. Fig. 4 is a vertical sectional view on the line 2 2 of Fig. 2.

In carrying out my invention I have shown an umbrella or parasol carrier, the same consisting of a lower base or support A, the same being preferably made of steel and provided

on each end with the upwardly-curved spring portions B, formed integral with said lower base or support. The upwardly-extending ends from the base or support are curved, as shown, so as to form a spring-clamp C, said clamp being opened at its upper central portion, as shown at D, so that an umbrella or parasol can be forced within the lower central opening formed within said clamp. One of the upwardly-extended arms of this clamp is provided with an opening E to receive a cord or chain F, the other end of this chain being secured to the clamp at the opposite end of support A, as illustrated. By placing any one of the links of the chain in engagement with a hook or pin secured to the clothing of the user the parasol or umbrella may be supported at any desired inclination between a vertical and horizontal position.

From the foregoing description it will be seen that I provide an umbrella or parasol carrier to receive the same and also provide means whereby the carrier can be attached to the belt or clothing of the person using the article.

Of course it is evident that the chain or cord extending from the clamping-rings can be secured either to the belt of the person using the umbrella or that the same can be secured in any suitable manner to any portion of the clothing.

The invention is very simple in construction, and by its use I am enabled to secure an umbrella, cane, or the like to one's person, so that there will be no possibility of the same being stolen while the party is engaged in shopping or who does not care to carry the same in his or her hand.

Various slight changes might be made in the formation of the carrier herein described, and I do not care to limit myself to the exact construction herein set forth, as slight changes might be made in the formation of the holder, my principal object being to provide an umbrella or parasol carrier having the upwardly-extended curved ends to form a clamp or ring for the reception of an umbrella or the like.

Having thus described my invention, what

I claim as new, and desire to secure by Letters Patent, is—

5 A device for carrying umbrellas and parasols consisting of a bar or rod, clasps carried at the ends thereof and adapted to receive and hold the umbrella, and a chain or cord secured at its ends to the respective clasps

and by means of which the parasol or umbrella is suspended from the person of the wearer, substantially as described.

CHARLES H. McCORMACK.

Witnesses:

ELBERT C. CROSBY,

CHARLES H. LEE.