

No. 608,289.

Patented Aug. 2, 1898.

A. S. IRESON.  
WASHBOARD.

(Application filed Sept. 17, 1897.)

(No Model.)

Fig. 1.

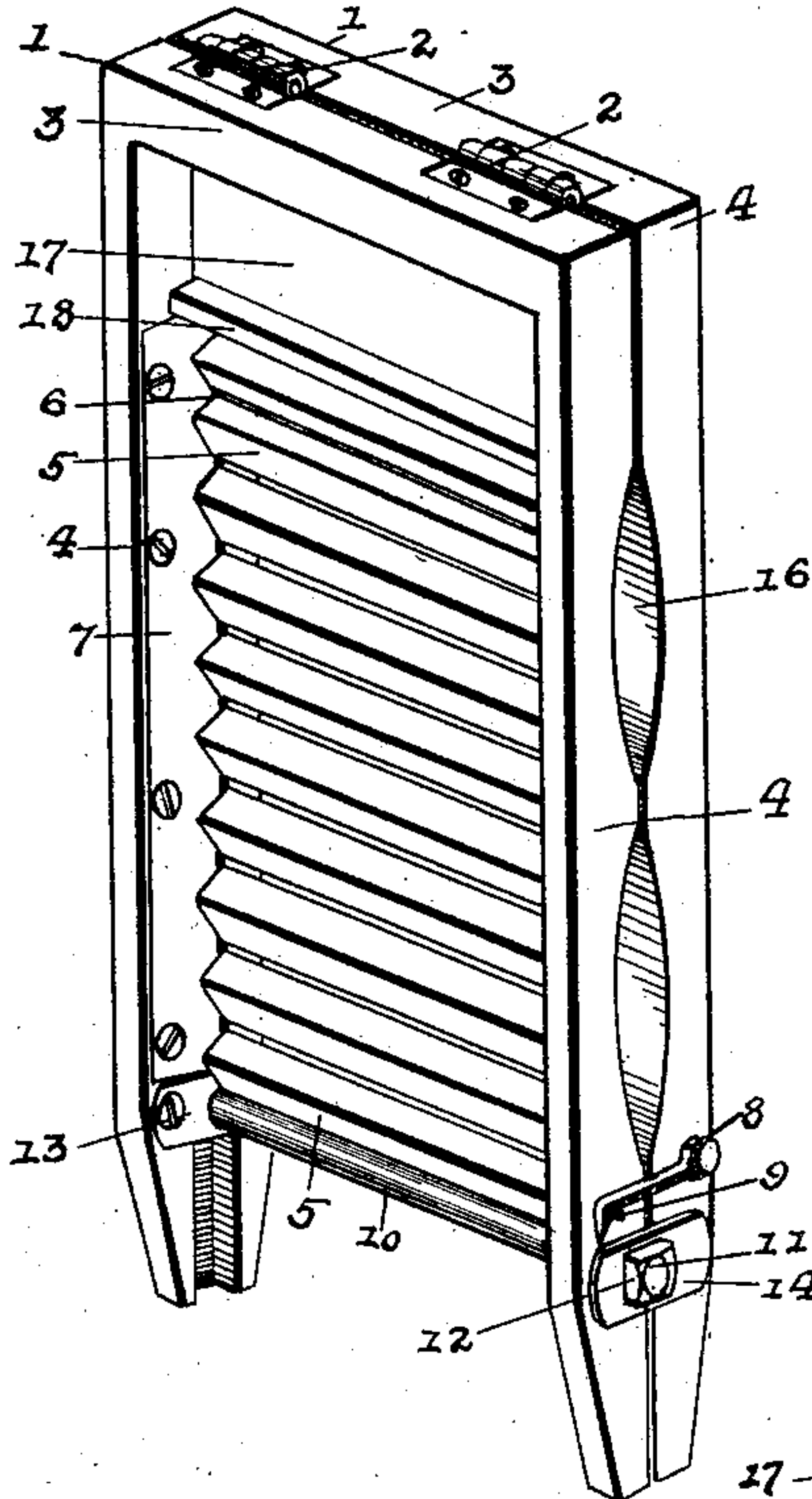


Fig. 2.

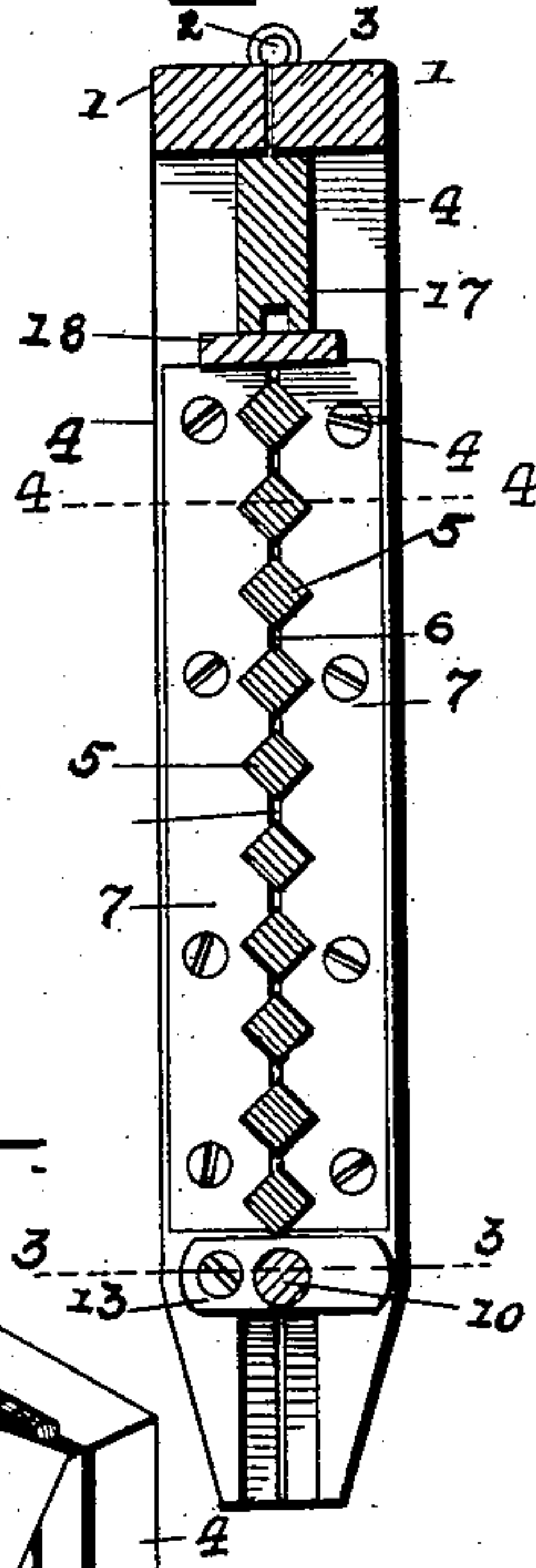


Fig. 3.

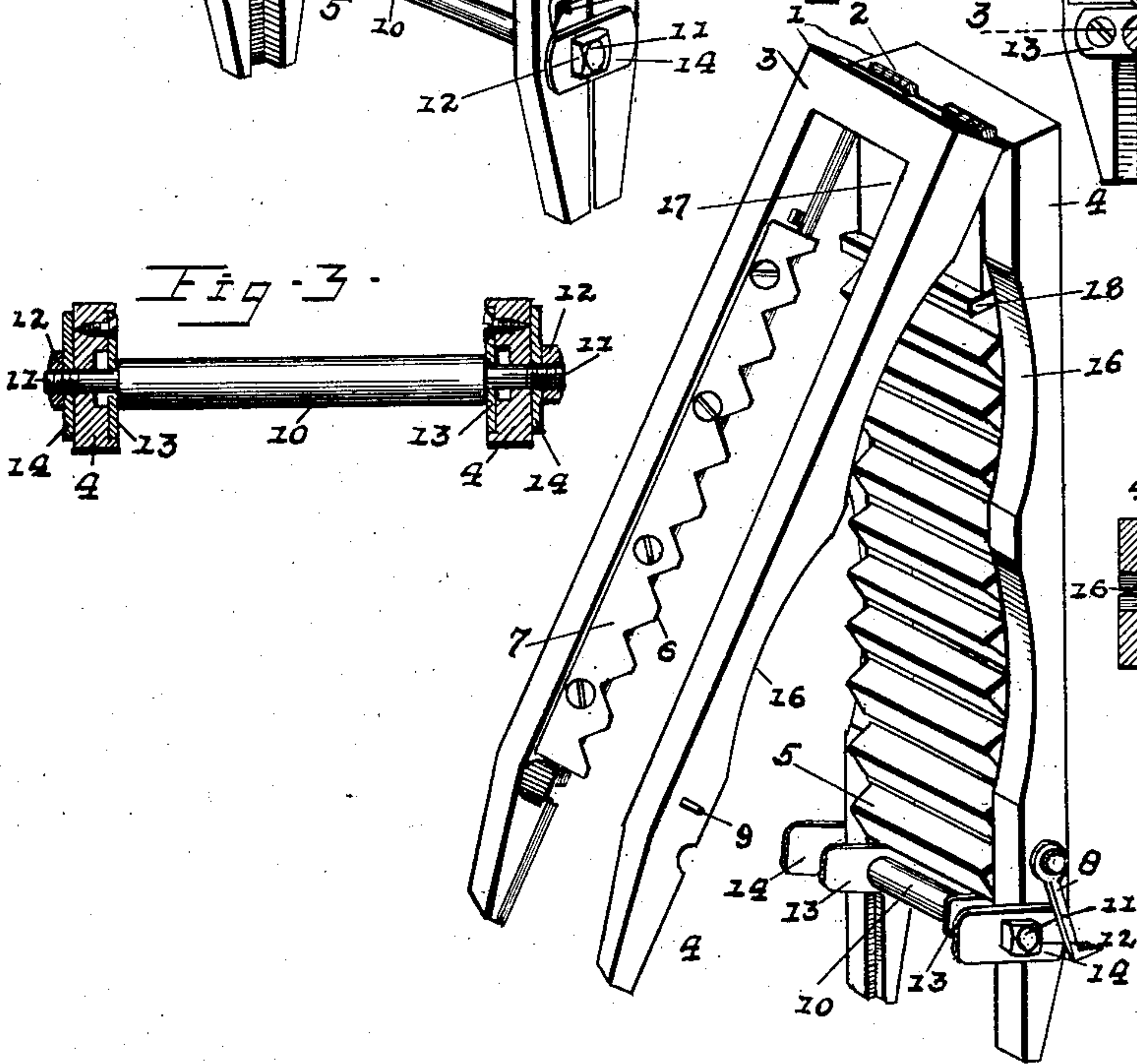
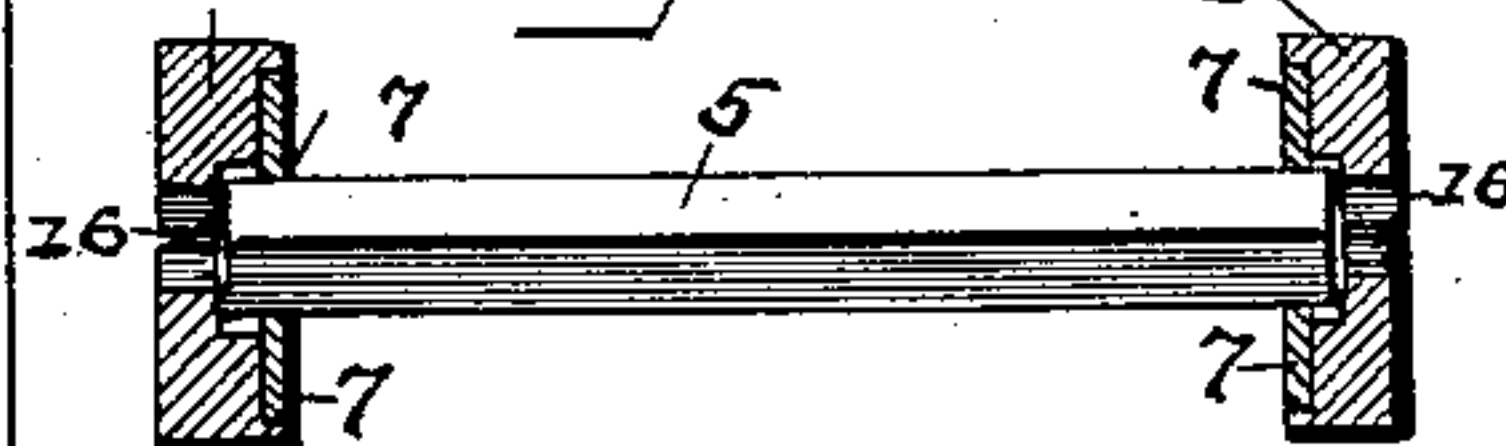


Fig. 4.



Inventor:-

Abraham S. Ireson,

Witnesses

*C. J. Young*  
*J. H. Riley*

By his Attorneys,

*C. A. Snow & Co.*



# UNITED STATES PATENT OFFICE.

ABSALOM S. IRESON, OF KELLY, VIRGINIA.

## WASHBOARD.

SPECIFICATION forming part of Letters Patent No. 608,289, dated August 2, 1898.

Application filed September 17, 1897. Serial No. 652,016. (No model.)

*To all whom it may concern:*

Be it known that I, ABSALOM S. IRESON, a citizen of the United States, residing at Kelly, in the county of Tazewell and State of Virginia, have invented a new and useful Washboard, of which the following is a specification.

The invention relates to improvements in washboards.

10 The object of the present invention is to improve the construction of washboards and to provide a simple, strong, and durable one in which the rubbing-surface can be readily changed to bring the end portions at the center, and vice versa, so that when the central portion, which is subjected to the greatest wear, becomes worn it may be renewed by simply rearranging the parts.

20 A further object of the invention is to enable the washboard after use to be rapidly and thoroughly dried to prevent it from rotting.

25 The invention consists in the construction and novel combination and arrangement of parts, as hereinafter fully described, illustrated in the accompanying drawings, and pointed out in the claims hereto appended.

30 In the drawings, Figure 1 is a perspective view of a washboard constructed in accordance with this invention. Fig. 2 is a longitudinal sectional view. Figs. 3 and 4 are transverse sectional views on the lines 3 3 and 4 4 of Fig. 2. Fig. 5 is a perspective view, the clamping-frames being swung apart.

35 Similar reference-numerals designate corresponding parts in all the figures of the drawings.

40 1 1 designate similar substantially rectangular clamping-frames forming the front and back of the washboard and connected at the top of the same by hinges 2. Each frame 1 is composed of a top cross-piece 3 and side bars 4, and the latter are recessed longitudinally at their inner adjacent edges to receive the ends of transverse bars or slats 5, which form the rubbing-surface of the washboard. The transverse bars or slats are square in cross-section and exposed at the front and back of the frame to form a double wash-  
50 board.

The rubbing-surface, which may be constructed of any suitable material, is prefer-

ably composed of wooden bars or slats 5, which are supported at the recesses 6 of the side bars of the frame by longitudinal plates 7, 55 secured to the inner faces of the bars 4 and having projecting edges arranged at the recesses 6 and provided with V-shaped notches to receive the opposite corners or edges of the transverse bars or slats 5. These plates firmly 60 hold the bars or slats 5 at the proper interval, and a sufficient space is provided between the slats or bars to permit the dirty water expelled from the clothes to pass directly through the board. Should the transverse bars 5 be constructed of metal, their edges should be 65 slightly rounded to avoid cutting the fabrics.

The side bars 4 of the clamping-frames are connected and held in engagement with the bars 5 by hooks 8, mounted on one of the 70 frames and engaging lugs or projections 9 at the other, but any suitable fastening devices may be employed for this purpose.

The sides of the clamping-frames are prevented from spreading by a lower transverse 75 rod 10, preferably constructed of galvanized metal to avoid rusting and having reduced ends 11 passing through openings formed by notches in the side bars of the frames. The reduced ends 11 form shoulders at their in- 80 ner terminals and have their outer portions threaded for the reception of thumb-nuts 12, and inner and outer plates 13 14 are arranged on the ends 11 and engage the inner and outer faces of the sides of the frames. The nuts 85 enable the sides of the frames to be forced inward, and the inner plates prevent them from being forced too far in that direction. The outer plates also prevent the sides of the clamping-frames from spreading and releas- 90 ing the ends of the transverse bars or slats 5.

The sides of the clamping-frames are provided at their inner faces with shallow longitudinal recesses 16, which form drain-openings at the sides of the washboard. 95

Soap-receptacles are provided at the front and back of the double washboard and are formed by a board or partition 17, disposed in the same plane as the washboard, and a transverse board 18, arranged at the bottom 100 of the board 17. These boards are clamped in position between the frames 1 at the top thereof in suitable cut-out portions or recesses.



The invention has the following advantages:

When the central portion of the rubbing-surface, which is subjected to the greatest wear, becomes worn, the central transverse bars or slats may readily be changed and arranged at the top and bottom of the rubbing-surface and the unworn end slats or bars placed at the center. This practically renews both rubbing-surfaces, and after these become worn the entire series of slats or bars are adapted to be turned to bring their unused upper and lower edges in position to form rubbing-surfaces. These when worn at the center can be changed, as above explained, and by this construction the washboard is provided with substantially eight rubbing-surfaces which are adapted to be successively used. When the transverse bars or slats become worn out entirely, new ones may be supplied.

The rubbing-surface when constructed of wood will yield slightly to the hand of the operator, rendering the operation of washing more easy than on a perfectly rigid board. After the operation of washing is completed the clamping-frames, which compose the frame of the washboard, are adapted to be opened for exposing the interior of the board, so that the parts will rapidly and thoroughly dry, and thereby prevent rot and increase the durability of the device.

It will be understood that changes in the form, proportion, and minor details of construction may be resorted to without departing from the spirit or sacrificing any of the advantages of the invention.

Having thus described the invention, what is claimed as new, and desired to be secured by Letters Patent, is—

1. A washboard comprising two clamping-frames hinged together at one end of the washboard and provided at the inner longitudinal edges of their sides with recesses, the separable plates secured to the inner faces of the sides of the clamping-frames, projecting over the said recesses and provided at their

inner opposite edges with angular notches, said plates being adapted to swing apart with the clamping-frames, the removable and reversible transverse bars or slats arranged in said notches and clamped by the plates, and means for holding the free ends of the frames together, substantially as described.

2. A washboard comprising two clamping-frames hinged together at the top of the board, and provided at the inner edges of their sides with notches, means for holding the free ends of the frames together, the reversible and removable transverse bars or slats arranged in said notches forming rubbing-surfaces, a transverse rod extending across the washboard and having its terminals arranged between the sides of the clamping-frames, inner and outer plates mounted on the ends of the rod, and nuts on the end of the rod engaging the outer plates and adapted to force the sides of the frames inward, substantially as described.

3. A washboard comprising two clamping-frames hinged together at the top and provided at their sides with longitudinal recesses and having recesses forming side openings, means for holding the free ends of the frames together, notched plates secured to the inner faces of the sides of the clamping-frames, transverse bars or slats forming rubbing-surfaces clamped in the notches of the plates, means for connecting the frames, the board or partition arranged between the upper portions of the clamping-frames and the transverse board detachably secured between the clamping-frames at the bottom of the board and combining with the latter to form opposite soap-receptacles, substantially as described.

In testimony that I claim the foregoing as my own I have hereto affixed my signature in the presence of two witnesses.

ABSALOM S. IRESON.

Witnesses:

GEO. C. PERCY,

R. M. T. CLEMENT.