

No. 606,970.

Patented July 5, 1898.

G. B. HUSSEY.
BRUSH HOLDER.

(Application filed Oct. 11, 1897.)

(No Model.)

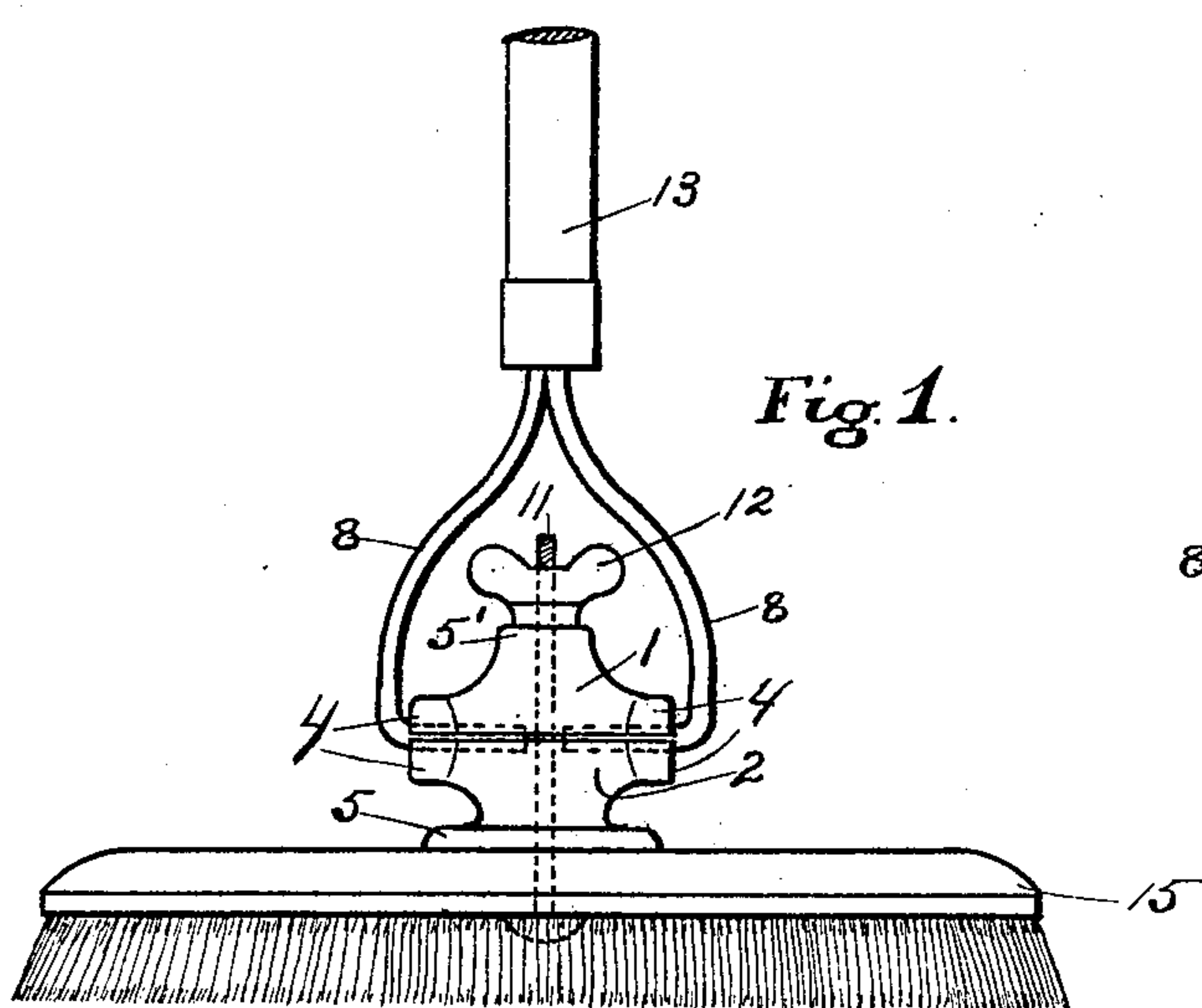


Fig. 1.

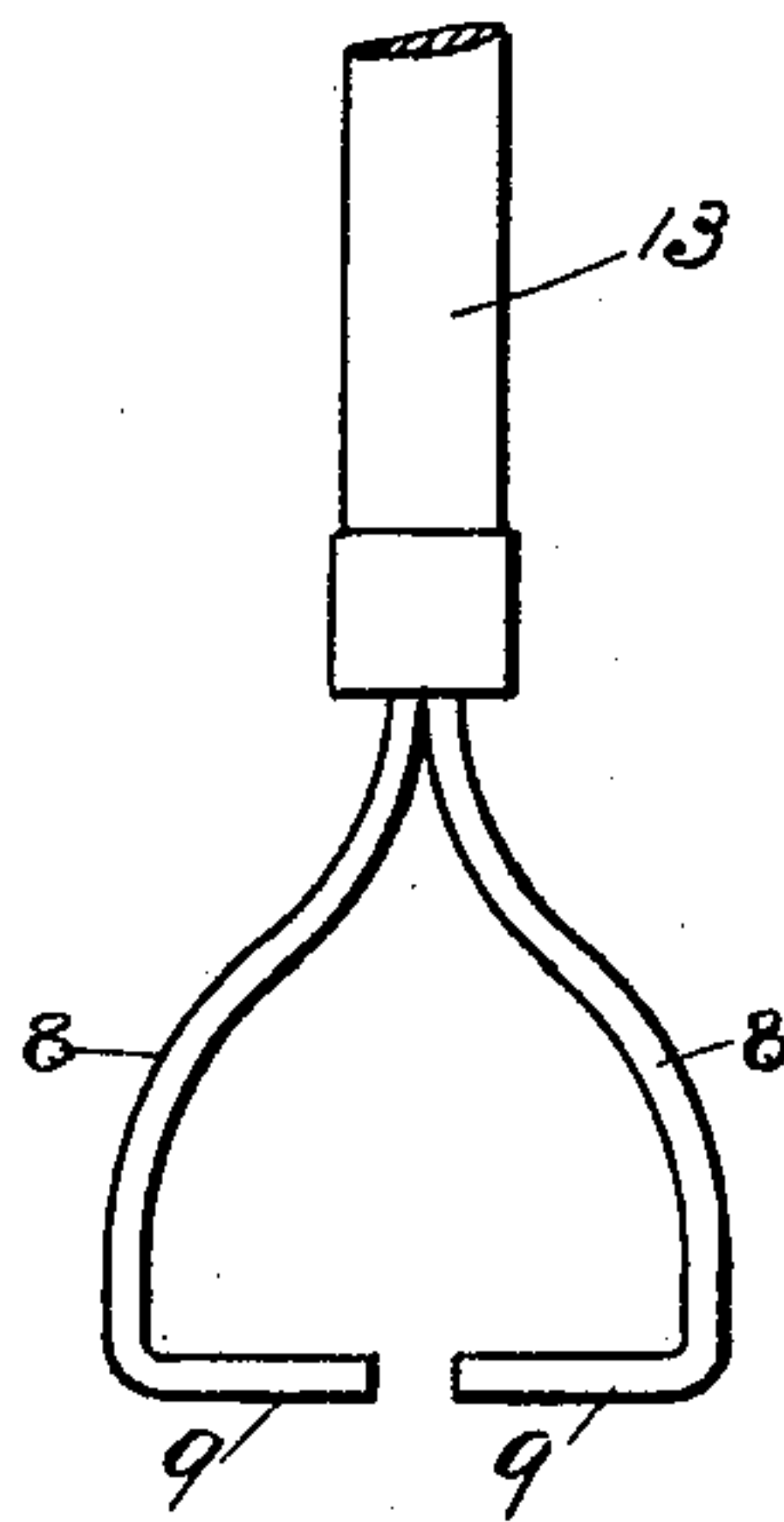


Fig. 2.

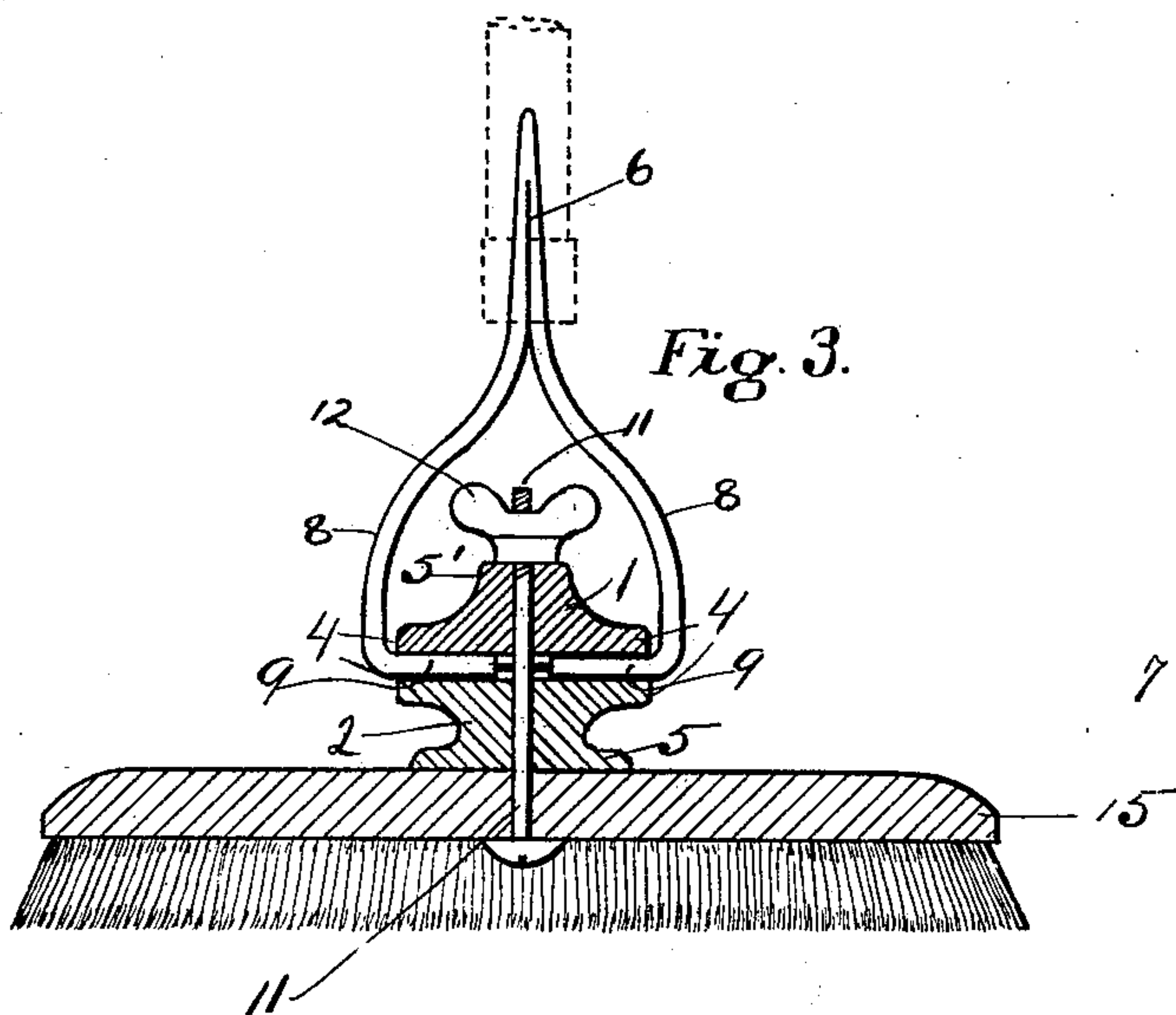


Fig. 3.

Fig. 4.

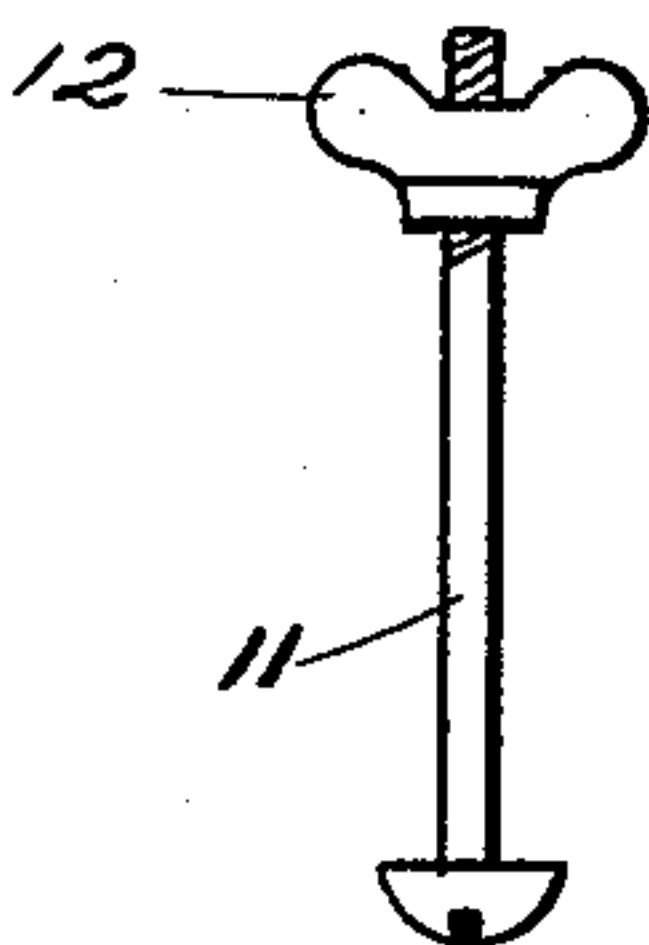
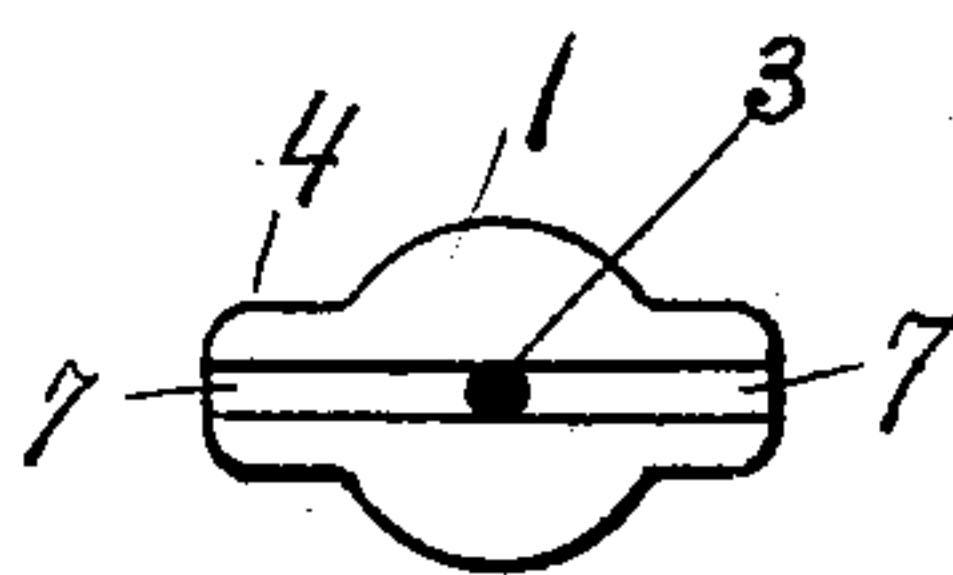


Fig. 5.

Witnesses

M. E. Lantton
James E. Arnold

Inventor.

George B. Hussey.

by

Arnold & Barlow
Attorney.

UNITED STATES PATENT OFFICE.

GEORGE B. HUSSEY, OF PROVIDENCE, RHODE ISLAND.

BRUSH-HOLDER.

SPECIFICATION forming part of Letters Patent No. 606,970, dated July 5, 1898.

Application filed October 11, 1897. Serial No. 654,747. (No model.)

To all whom it may concern:

Be it known that I, GEORGE B. HUSSEY, of Providence, in the county of Providence and State of Rhode Island, have invented certain new and useful Improvements in Brush-Holders; and I do hereby declare that the following is a full, clear, and exact description thereof, reference being had to the accompanying drawings, and to the figures of reference marked thereon, which form a part of this specification.

This invention relates to the class of devices designed for the purpose of holding brushes to their handles. Its object is to make a holder that will allow the brush to be put in any desired position required for use and to hold it securely in that position and that shall at the same time be simple and inexpensive to make and easy to operate.

It is fully explained and illustrated in this specification and the accompanying drawings.

Figure 1 shows a front elevation of the brush, the holder, and a portion of the brush-handle. Fig. 2 represents the bail or that part of the holder attached to the brush-handle. Fig. 3 is a vertical section of the clamp-plates, with the bail and bolt in elevation. Fig. 4 shows the inner face of one of the two clamp-plates, which are alike. Fig. 5 represents the bolt and thumb-nut separate from the plates.

The component parts of this holder are two clamp-plates 1 and 2, having hubs 5' and 5, respectively, on their outer sides, with holes 3 through their centers. The plates have also half-hubs 4 on the sides opposite to each other, that when the plates are put together, as in Fig. 1, form hubs on each side. The plates 1 and 2 have also grooves 7 made in their faces, that when the plates are put together face to face make openings through the hubs 4 for the prongs 9 9 of the bail 8. This bail 8 is preferably made of quite large wire bent into a bail form, with a long fold or double 6 at the top, which forms the tang that is inserted in the handle 13, a part of which only is shown,

but which is to be made as long as may be required for its intended use.

The mode of applying the holder to the brush is this: The bolt 11 (see Fig. 5) is put through the hole in the center of the brush 15 and one of the plates 2 is put on it with its hub 5 resting on the back of the brush. The prongs 9 9 of the bail are then laid in the groove 7 and the other plate 1 is put on the bolt with its face down, so that its groove 7 will come on the prongs 9, and then the thumb-nut 12 is put on the upper end of the bolt and screwed down onto the hub of the upper plate tight enough to clamp the prongs 9 of the bail firmly between the two plates in the grooves 7 7. By loosening the thumb-nut 12 the clamp-plates may be turned on the prongs of the bail, so as to bring them with the brush up on either side of the bail, and the brush may be turned around on the bolt in any direction, so that by combining the two motions all the positions necessary in using the brush can be had, and by tightening the thumb-nut all the parts will be firmly held in any of the positions.

Having thus described my improvements, I claim as my invention and desire to secure by Letters Patent—

1. The combination in a brush-holder of a handle, a bail attached to said handle and having an intumed prong at each lower end, a pair of plates to clamp said prongs between them, a bolt and nut to fasten said plates together and to a brush, substantially as described.

2. In a brush-holder the combination of a bail having prongs at its lower ends turned toward each other, two plates having grooves made in their contiguous faces to receive said prongs and clamp them fast, with means for removably securing said plates together and to a brush, substantially as described.

In testimony whereof I have hereunto set my hand this 8th day of October, A. D. 1897.

GEORGE B. HUSSEY.

In presence of—

BENJ. ARNOLD,
M. E. LANTON.