

(No Model.)

S. L. COOK.
FIREPLACE GRATE.

No. 604,969.

Patented May 31, 1898.

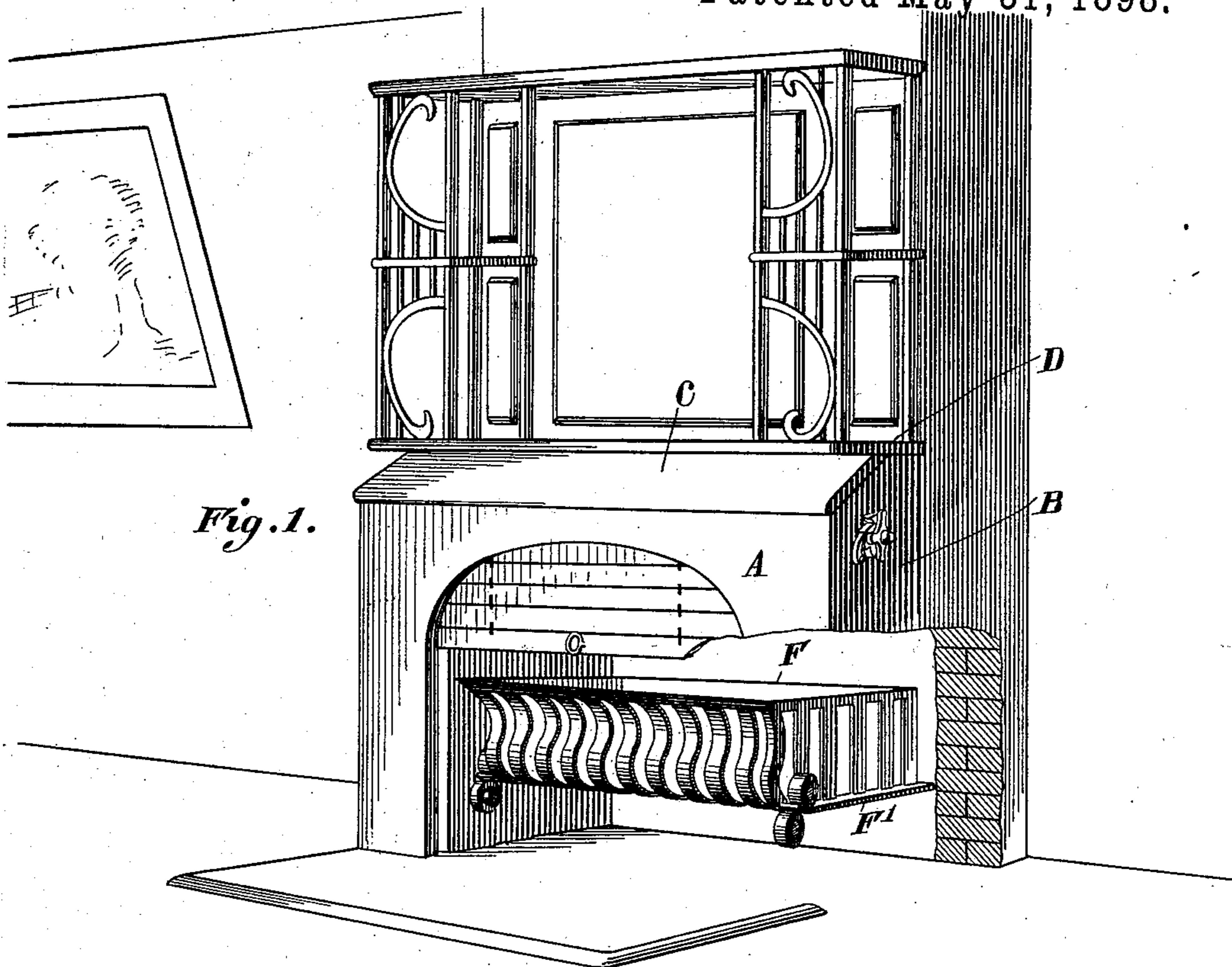


Fig. 1.

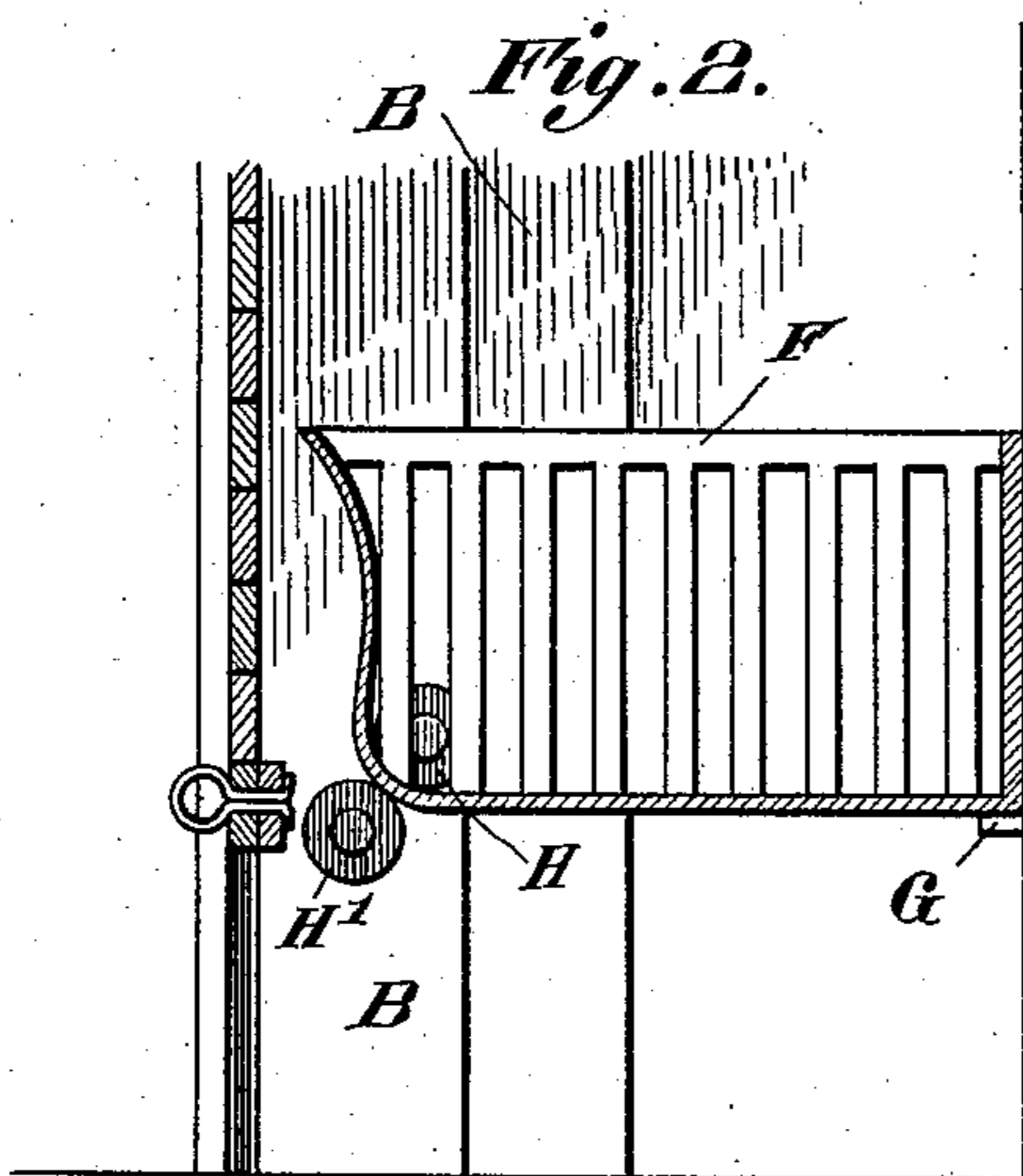


Fig. 2.

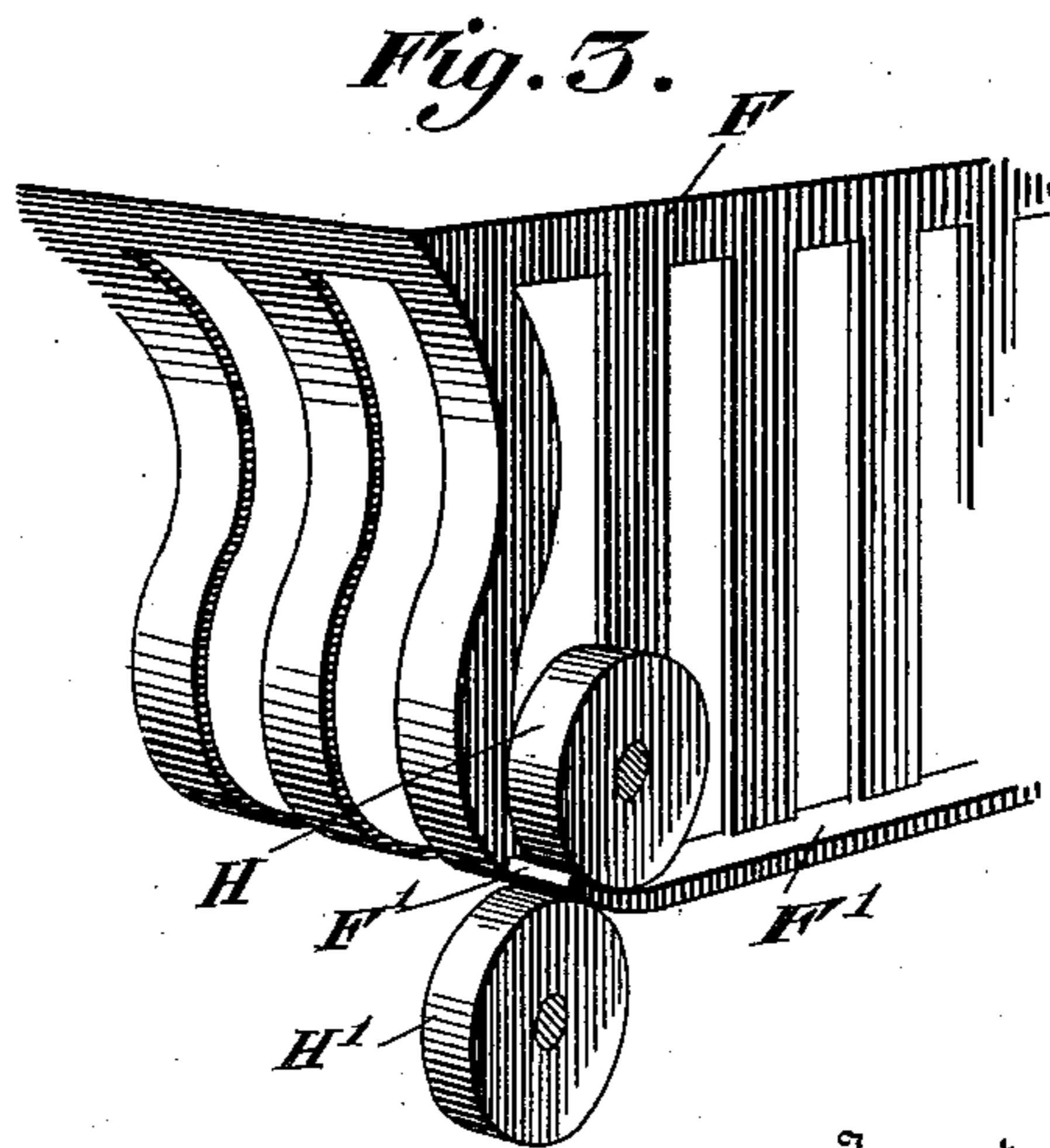


Fig. 3.

Witnesses
J. W. Riley,
Charles Brock

Inventor
Samuel L. Cook,
by O. M. M. Co.
Attorneys

UNITED STATES PATENT OFFICE.

SAMUEL L. COOK, OF JACKSONVILLE, FLORIDA.

FIREPLACE-GRATE.

SPECIFICATION forming part of Letters Patent No. 604,969, dated May 31, 1898.

Application filed June 2, 1897. Serial No. 639,105. (No model.)

To all whom it may concern:

Be it known that I, SAMUEL L. COOK, a citizen of the United States, residing at Jacksonville, in the county of Duval and State of Florida, have invented a new and useful Improvement in Fireplace-Grates, of which the following is a specification.

My invention has relation to fireplace heating devices, and more especially to grates therefor.

The object of my invention is to furnish a grate which may be readily removed from the fireplace for purposes of cleaning, repair, &c., but will not be liable to accidental displacement.

With this object in view my invention consists in the improved construction, arrangement, and combination of parts hereinafter fully described, and afterward specifically pointed out in the claim.

In the accompanying drawings, Figure 1 is a perspective view showing my invention as practically applied. Fig. 2 is a central vertical section through the lever portion of the devices shown in Fig. 1, from front to rear. Fig. 3 is a fragmentary detail perspective view showing part of the grate and its securing means.

Like letters of reference mark the same parts wherever they occur in the different figures of the drawings.

Referring to the drawings by letters, A is the front, B B are the sides, and C is the cover, of a suitable casing in which my improved grate may be inclosed. The upper portion of this casing is further inclosed by a mantel-shelf D of any ordinary construction.

My improved grate consists of a basket F, provided at the bottom of its sides with transversely-projecting flanges F' on each side of the basket. These flanges are supported at their rear ends on a shelf or bracket G, projecting from the rear wall of the fireplace, and at their front ends, which are curved upward slightly, between rollers H H', pivotally mounted on the sides B B of the casing. The roller H is located above and slightly in the

rear of the roller H', so that when the grate is in position the curved outer end of the flange F' of the bottom thereof will rest between the two rollers and slightly behind the lower roller H', the upper roller H resting in the inside of the curve of the flange before mentioned.

In placing or removing the grate the flanges F' pass between the rollers H H', resting the weight of the grate and contents on roller H', rendering the operation frictionless and easy, while the basket is prevented from upsetting by being raised too high by the flanges bearing under the roller H and from being accidentally drawn outward by the curved ends of the flanges being engaged by the lower roller.

The advantages of my invention will be obvious from the foregoing description. The grate is firmly held in position, but is at the same time readily removable, and in the act of removal and replacement there is no danger of upsetting or displacement, while the motion is rendered noiseless and easy by the flanges running between the rollers on the sides of the casing.

Having thus fully described my invention, what I claim as new, and desire to secure by Letters Patent of the United States, is—

The combination with a fireplace provided with a stationary shelf or bracket G on its rear face, with the rollers H and H' journaled on pins projecting from the sides of the fireplace, the roller H being located above and slightly inside of the roller H', and the grate-basket provided with laterally-projecting bottom flanges having curved front ends, the rear portion of the grate-basket being shaped to rest upon the brackets G, and the curved portion of the flanges to rest between the rollers H and H', located as aforesaid, for the purpose set forth.

SAMUEL L. COOK.

Witnesses:

JOHN T. OWEN,

GEORGE O. HOLMES.