

(No Model.)

W. K. DUMBLE.
POLISHER OR BRUSH.

No. 604,027.

Patented May 17, 1898.

Fig. 1.

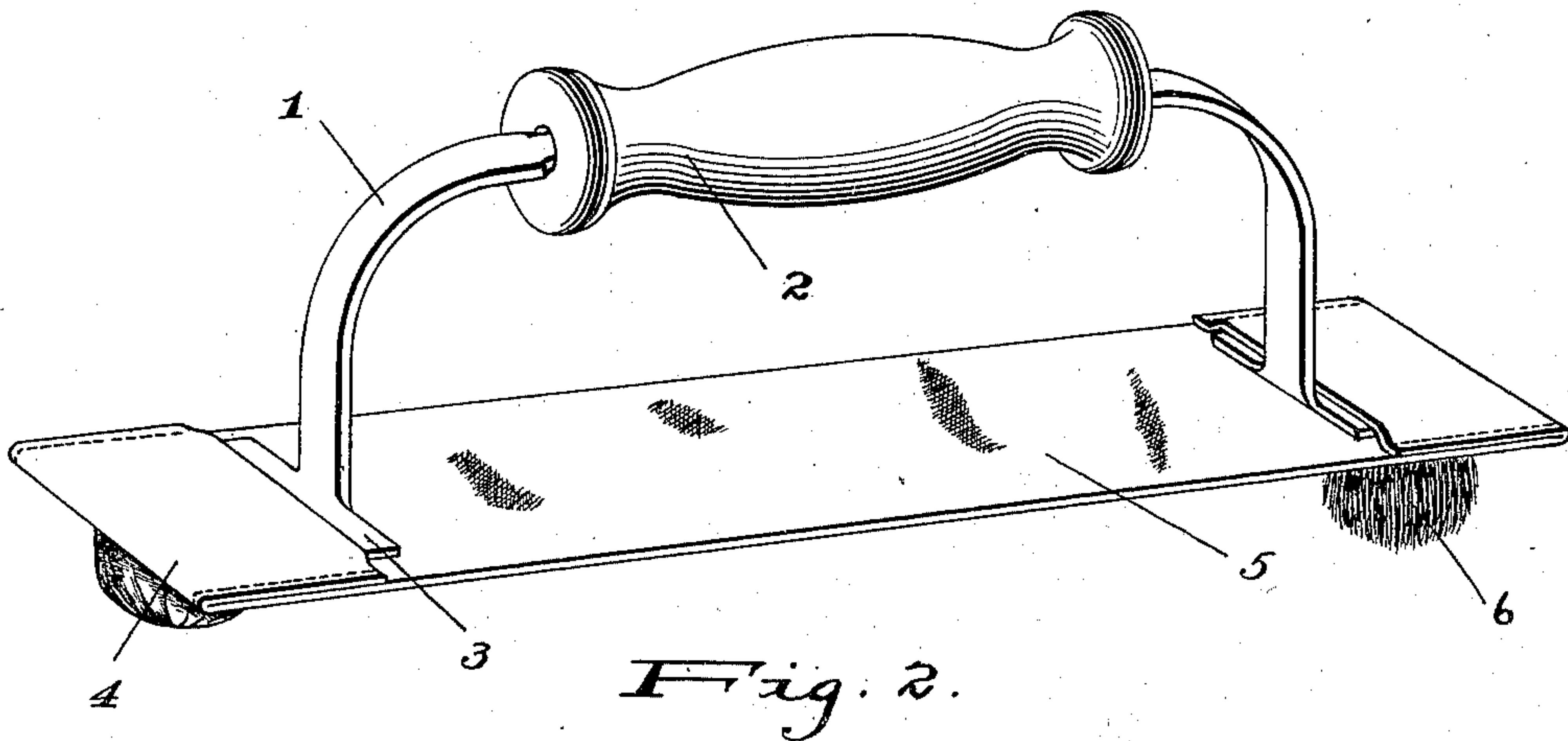


Fig. 2.

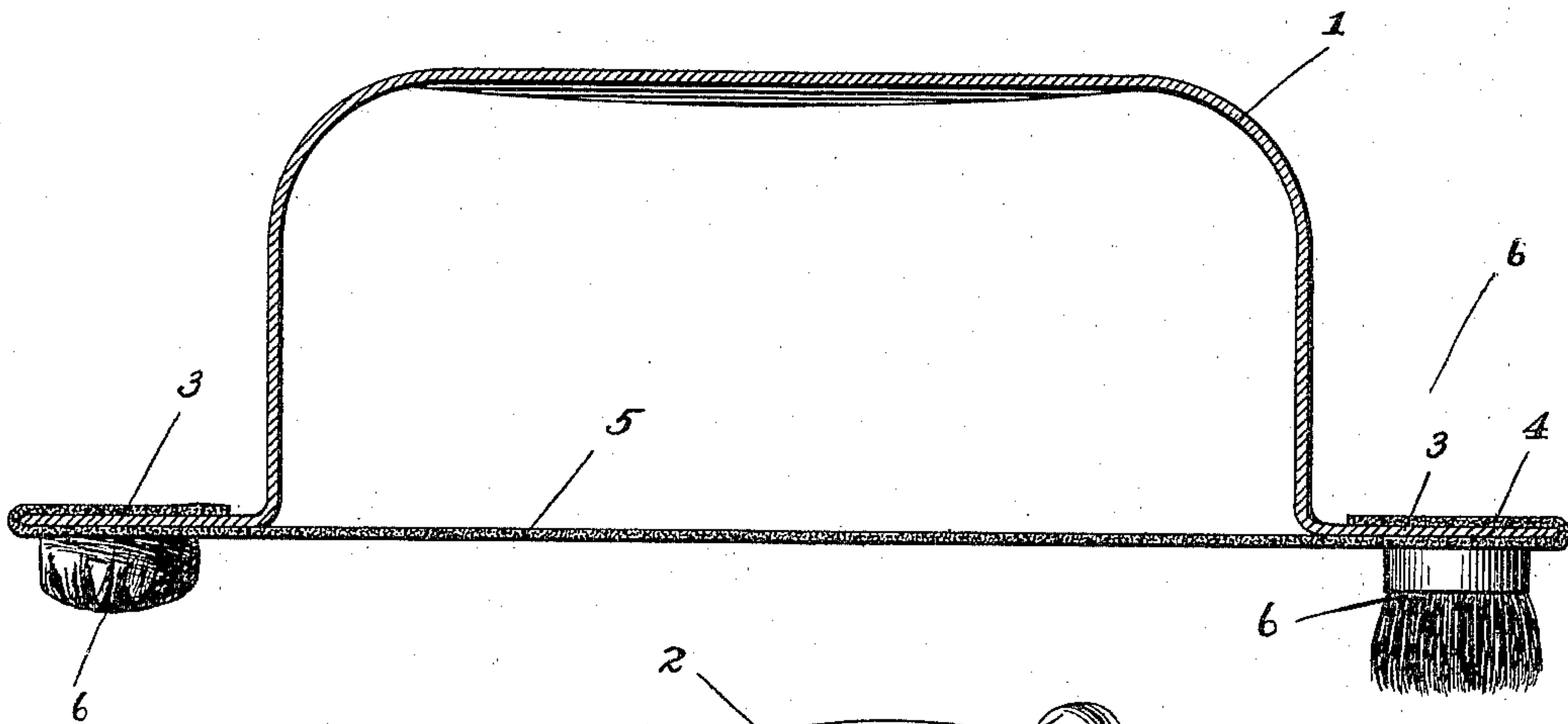
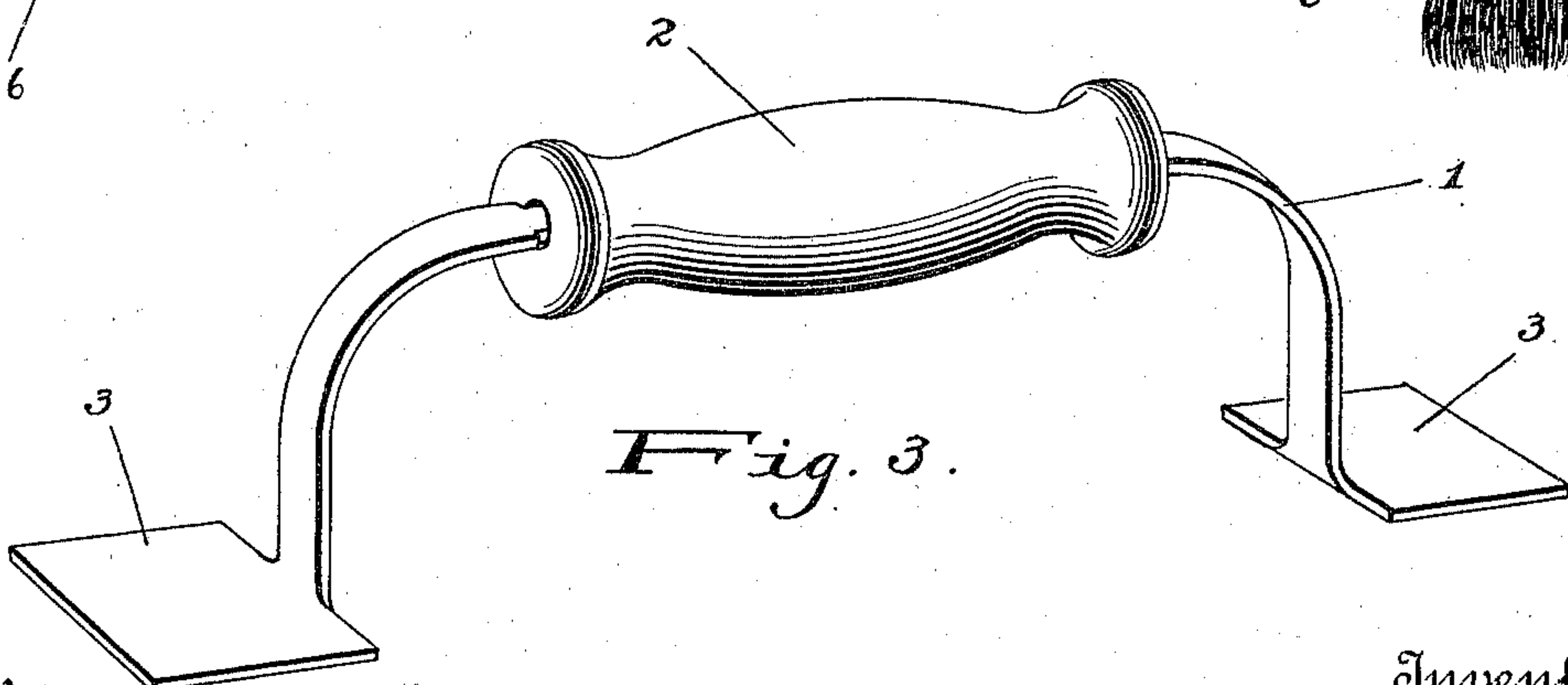


Fig. 3.



Witnesses

A. B. Berry,
Victor J. Evans

Inventor

Wm K. Dumble,

By John Wedderburn
Attorney

UNITED STATES PATENT OFFICE.

WILLIAM K. DUMBLE, OF HOUSTON, TEXAS.

POLISHER OR BRUSH.

SPECIFICATION forming part of Letters Patent No. 604,027, dated May 17, 1898.

Application filed July 3, 1897. Serial No. 643,385. (No model.)

To all whom it may concern:

Be it known that I, WILLIAM K. DUMBLE, of Houston, in the county of Harris and State of Texas, have invented certain new and useful
5 Improvements in Polishers or Brushes; and I do hereby declare the following to be a full, clear, and exact description of the invention, such as will enable others skilled in the art to which it appertains to make and use the same.

10 This invention relates to new and useful improvements in polishing-brushes; and it consists in the novel combination and arrangement of simple parts which will be hereinafter fully described.

15 The object of the invention is to produce a device of the character above mentioned that will be especially simple in construction, cheap, durable, and efficient in operation.

20 A further object of the invention is to provide in connection with the polishing means a simple means for applying the dressing to the shoe.

A still further object of the invention is to produce a brush that will be so constructed
25 as to offer space to which advertisements can be displayed to advantage.

Other objects and advantages of my invention will become apparent in the course of the following description, and the points of novelty will be particularly pointed out in the claim.
30

I am enabled to accomplish the objects of my invention by the simple means illustrated in the accompanying drawings, in which—

35 Figure 1 represents a perspective view of my improved polisher. Fig. 2 is a longitudinal central section therethrough, and Fig. 3 is a perspective view of the handle removed from the polisher.

40 Referring to the drawings, the numeral 1 indicates the handle of the brush or polisher, which is formed, preferably, of spring metal and provided at its upper central portion with a handhold or grip 2, shaped to be comfortable to the hand. The handle is bent at angles at its extremities to form approximately

square plates 3, which are adapted to enter pockets 4, formed at each end of the strip or band 5. The said band may be made of any suitable material, such as woolen or cotton
50 cloth, and when the band is in position on the handle it serves as a polisher which can be conveniently operated to polish boots or shoes and the like.

The numeral 6 indicates two daubers, which
55 I provide on the under side of the band, at the ends thereof, so that they will be below the square ends of the handle, so that they will be held rigid for convenient and advantageous use.
60

It will be observed that the device herein described is especially simple in construction and that the under side of the handle and the outer side thereof and the upper surface of the polishing-band form convenient surfaces
65 to which advertisements can be attached and displayed to advantage.

I do not desire to be understood as limiting myself to the precise form shown in the drawings, and slight modifications may be made
70 without departing from the spirit of my invention.

Having thus fully described my invention, what I claim, and desire to secure by Letters Patent, is—
75

A device of the character described, comprising a handle of resilient material, formed with angular extensions at its ends, a band of suitable material extending between the ends of the handle and formed with pockets
80 adapted to receive the angular extensions of the handle, daubers secured to the band at its ends, beneath the pockets, substantially as and for the purpose set forth.

In testimony whereof I have signed this
85 specification in the presence of two subscribing witnesses.

WM. K. DUMBLE.

Witnesses:

HENRY BEN CLINE,
STANLEY THOMPSON.