

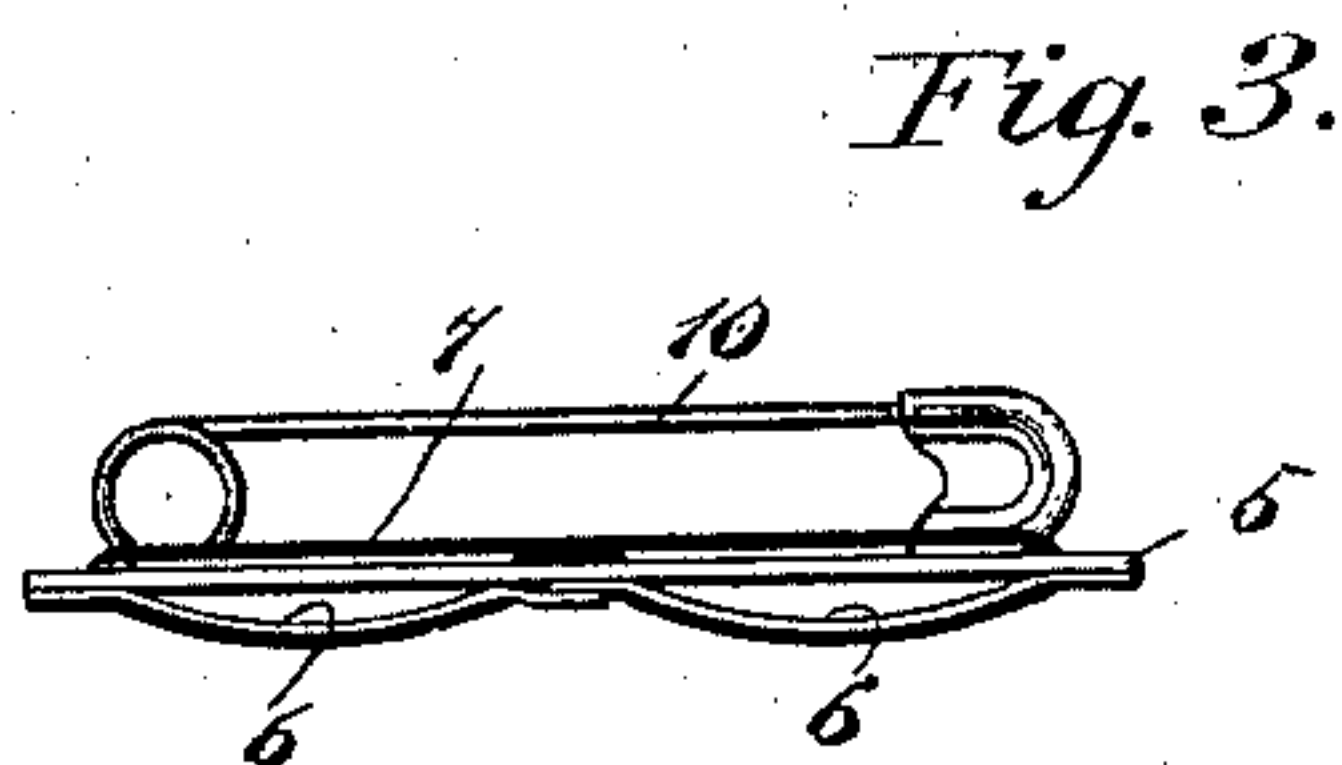
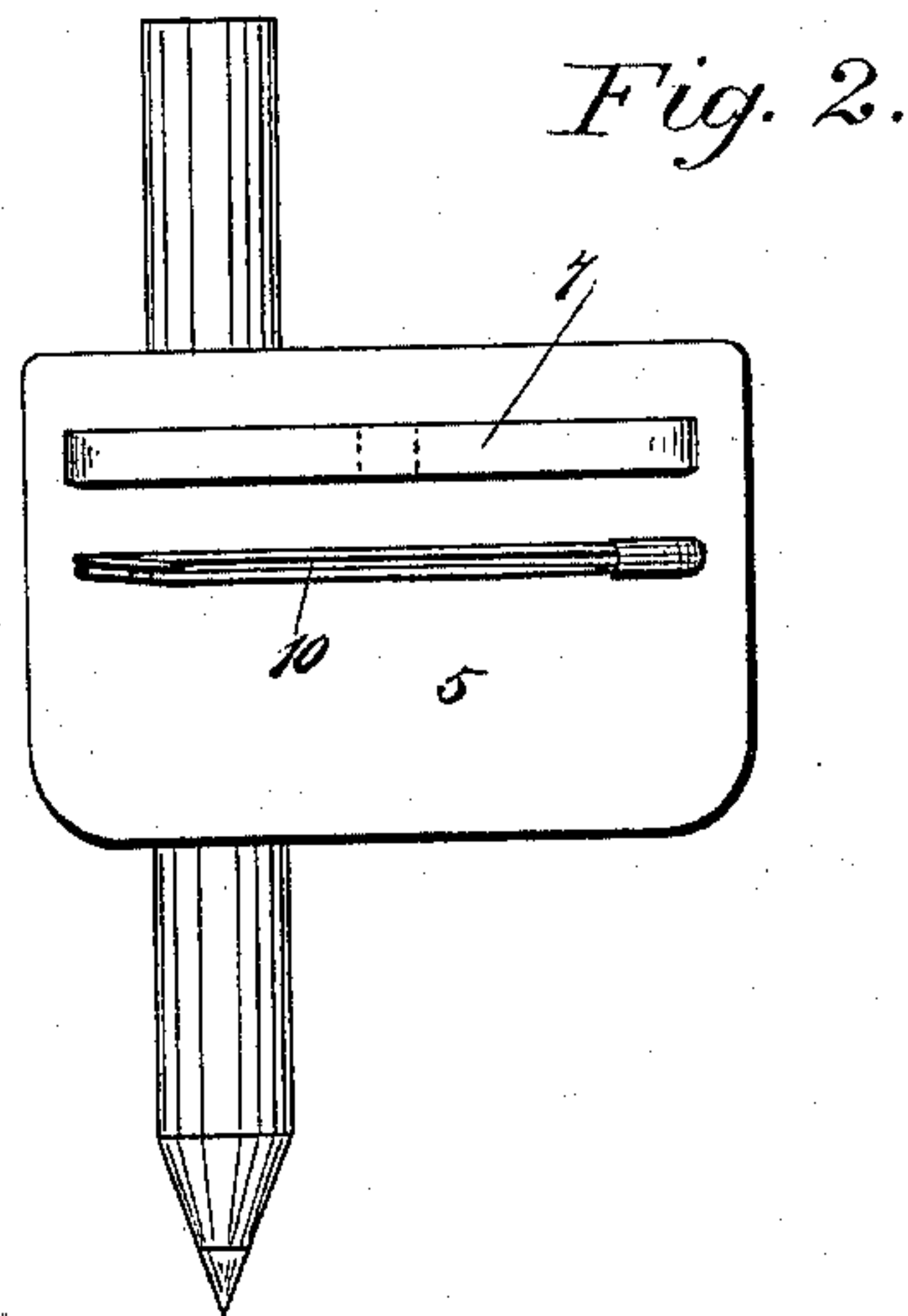
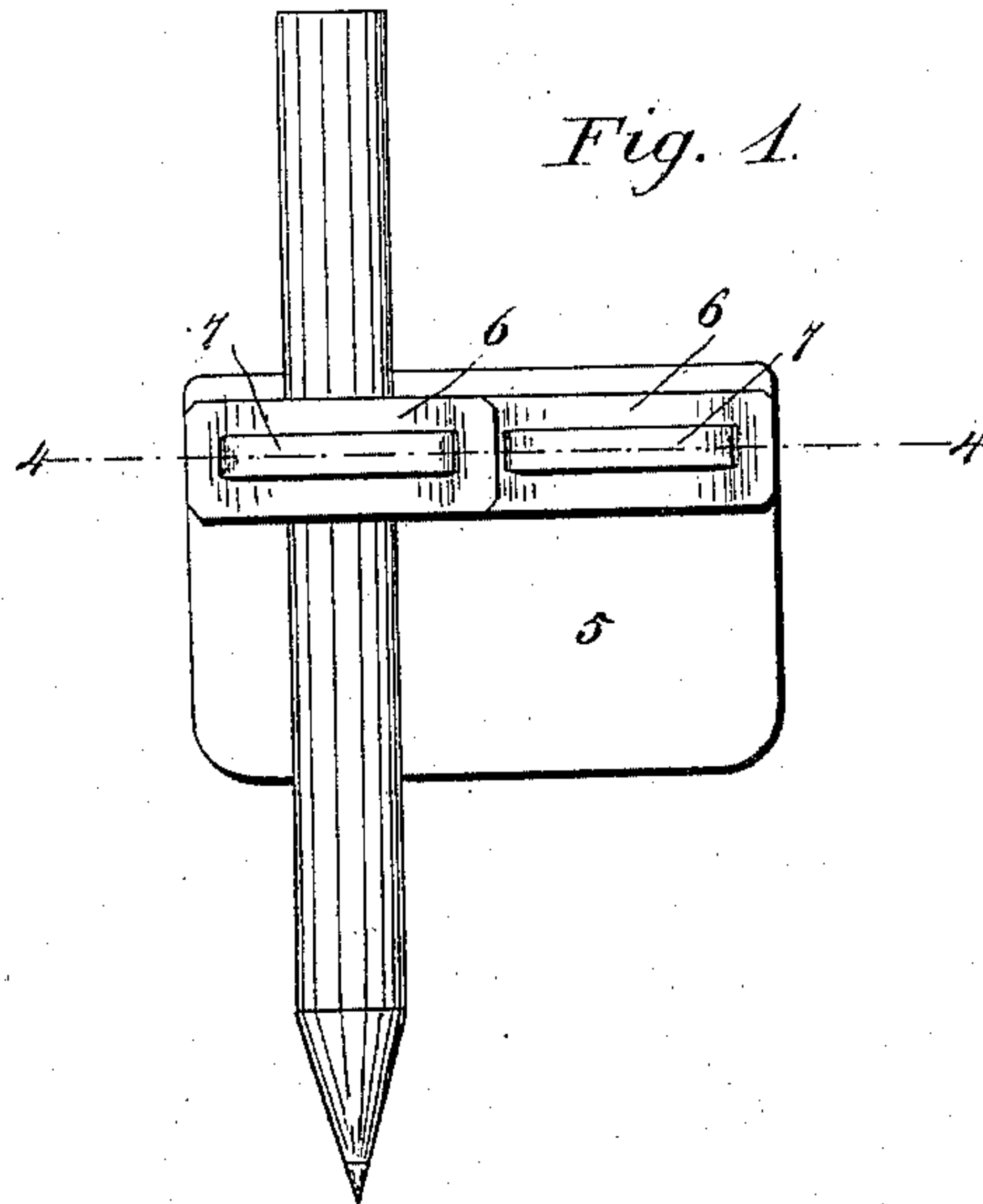
(No Model.)

J. DIERKS.

By order of court now J. BERNARD.
PEN AND PENCIL HOLDER.


No. 604,026.

Patented May 17, 1898.



WITNESSES:

Otto Spieth.
Isaac B. Meyer.



INVENTOR

J. Dierks.
BY *[Signature]*
ATTORNEYS.

UNITED STATES PATENT OFFICE.

JOHN DIERKS, (BY ORDER OF COURT NOW JOHN BERNARD,) OF
SAVANNAH, GEORGIA.

PEN AND PENCIL HOLDER.

SPECIFICATION forming part of Letters Patent No. 604,026, dated May 17, 1898.

Application filed April 29, 1897. Serial No. 634,360. (No model.)

To all whom it may concern:

Be it known that I, JOHN DIERKS, of Savannah, in the county of Chatham and State of Georgia, have invented a new and Improved Pen and Pencil Holder, of which the following is a full, clear, and exact description.

This invention is a pen or pencil holder of that class in which devices are designed to be attached to the apparel of persons and to carry the pen or pencil conveniently for the person using it, so that the pencil may be displaced from the hand and put in position to be readily grasped again when desired.

This specification is the disclosure of one form of my invention, while the claim defines the actual scope of the conception.

Reference is to be had to the accompanying drawings, forming a part of this specification, in which similar characters of reference indicate corresponding parts in all the figures.

Figure 1 is a front elevation of the invention. Fig. 2 is a rear elevation. Fig. 3 is a top plan, and Fig. 4 is a section on the line 4 4 of Fig. 1.

The invention has a plate 5 of rigid material. Held in front of the plate 5 are two cards 6, formed of flexible material and secured by a single endless elastic 7 run through two openings 8 in each card 6 and through four openings 9 in the plate 5. A length of the elastic 7 runs in front of each card 6, while the vertical side edges of the cards are held against the plate 5 by means of the elas-

tic, as shown best in Fig. 4. A safety-pin or other attaching device 10 is attached to the rear of the plate 5, so that the plate may be held to the garment of the person using it.

Figs. 1 and 2 show the position of the pen or pencil in my improved holder. According to these figures it will be seen that the pencil is passed between the plate 5 and the rear face of either of the cards 6. The endless elastic presses the cards 6 back against the pencil or pencils and causes them to be firmly held between the cards 6 and the plate 5. The pencil may be readily removed, and since the semistiff character of the cards 6 causes them to retain a slightly-bowed disposition, as shown in Figs. 3 and 4, the pencils may be readily inserted in the holder.

Having thus described my invention, I claim as new and desire to secure by Letters Patent—

A pen and pencil holder having a body-plate of stiff material, two cards arranged in front of the body-plate, and having their middle portions bowed outwardly therefrom, the body-plate having openings therein and an elastic band engaged with the front faces of the cards and passed through the openings in the body-plate whereby to hold the cards yieldingly against the body-plate.

JOHN DIERKS.

Witnesses:

M. J. COHEN,

A. O. WINCHESTER.