

(No Model.)

M. TYNER.
CLOTHES DRAINER.

No. 601,066.

Patented Mar. 22, 1898.

Fig. 1.

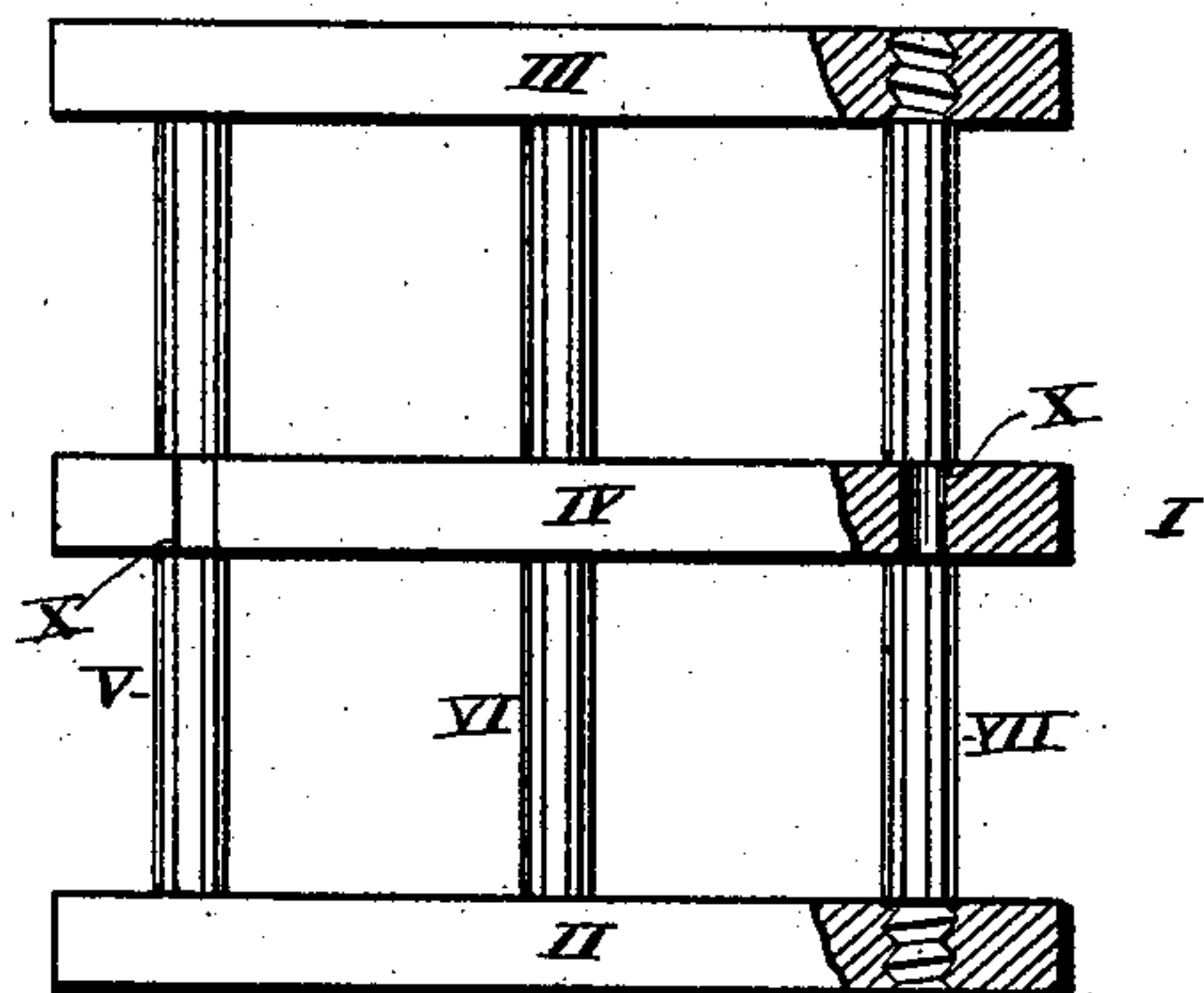


Fig. 2.

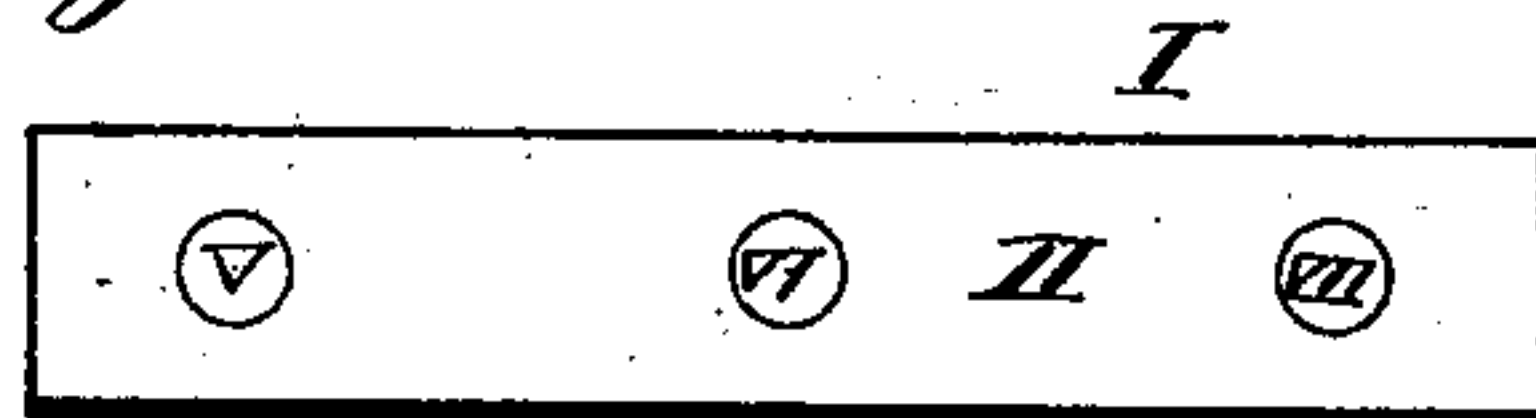


Fig. 4.

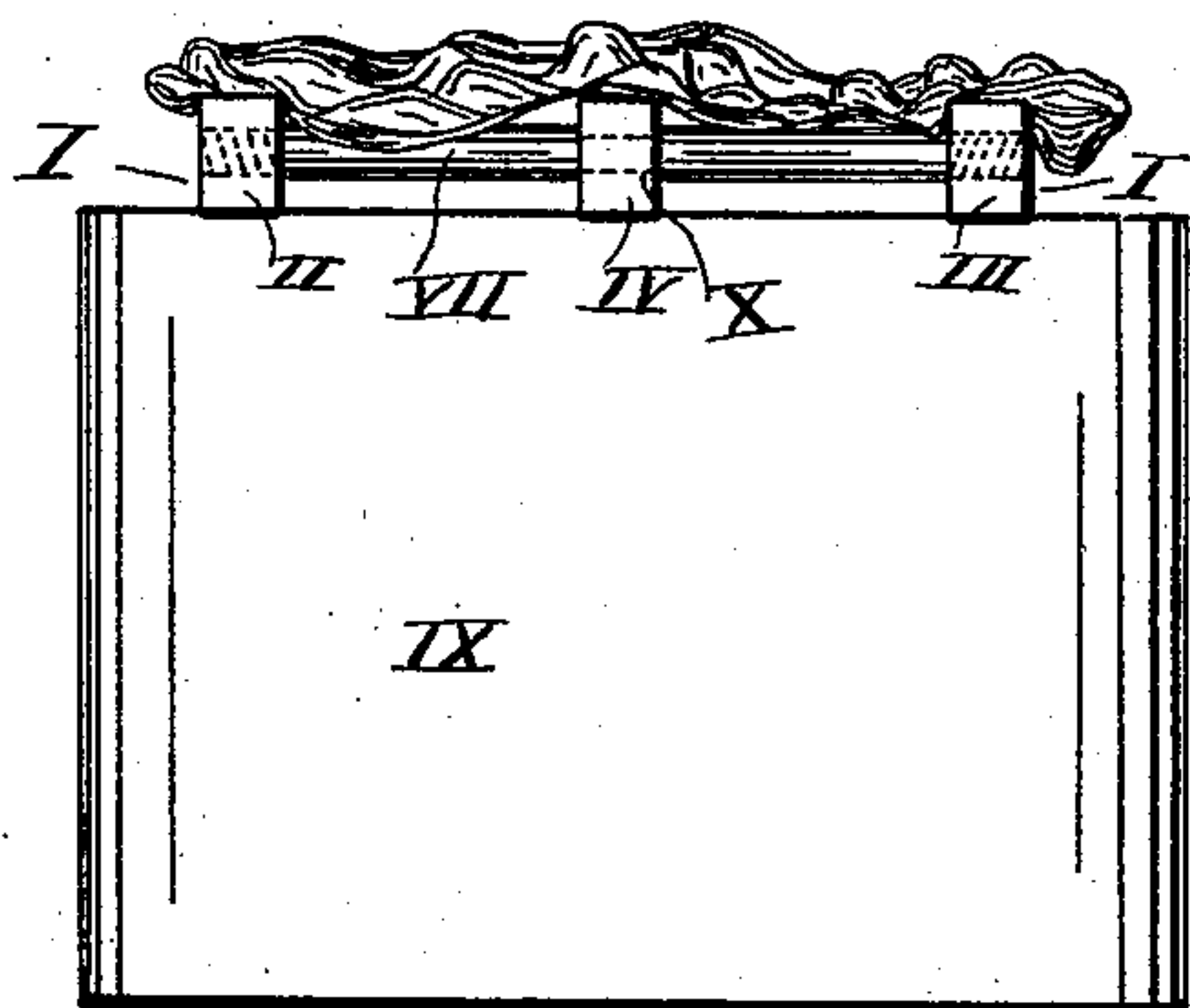


Fig. 3.

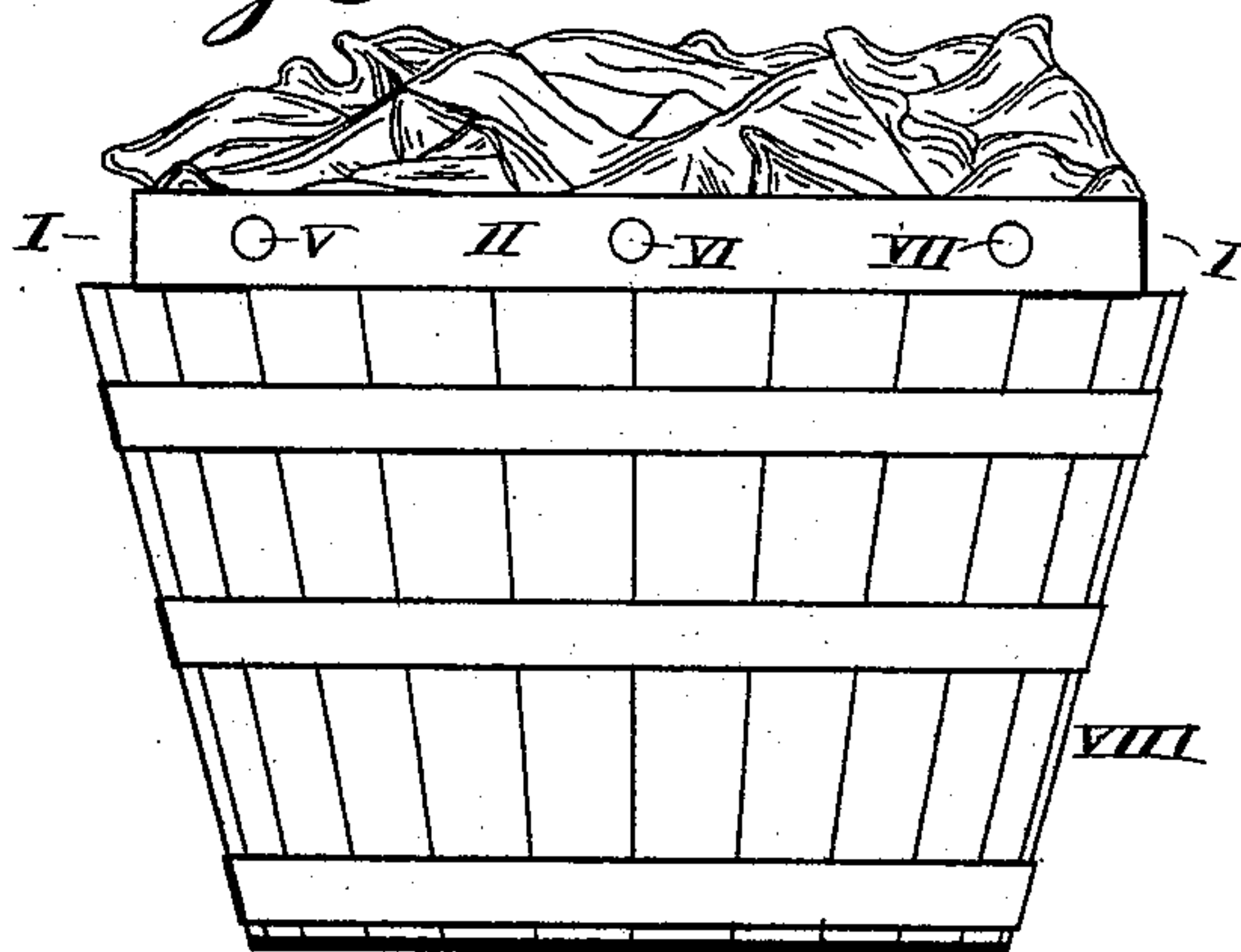


Fig. 5.



WITNESSES:

C. H. Childs
J. M. W. Young

INVENTOR

Margaret Tyner
BY
Otis D. Swett.
ATTORNEY.

UNITED STATES PATENT OFFICE.

MARGARET TYNER, OF EVANSVILLE, INDIANA.

CLOTHES-DRAINER.

SPECIFICATION forming part of Letters Patent No. 601,066, dated March 22, 1898.

Application filed May 15, 1897. Serial No. 636,699. (No model.)

To all whom it may concern:

Be it known that I, MARGARET TYNER, a citizen of the United States, residing at Evansville, in the county of Vanderburgh and State of Indiana, have invented certain new and useful Improvements in Clothes-Drainers; and I do declare the following to be a full, clear, and exact description of the invention, such as will enable others skilled in the art to which it appertains to make and use the same, reference being had to the accompanying drawings, and to the figures of reference marked thereon, which form a part of this specification.

The purpose of my invention is to provide a device to be used in the laundry as a clothes drainer or rest. It is constructed simply and fills a want effectually.

Reference is made to the accompanying drawings, in which—

Figure 1 is a plan view of my drainer, showing the manner of connecting the parts. Fig. 2, a side elevation; Fig. 3, a view of my invention in use as a drainer; Fig. 4, a view of my invention in use in place of a basket, and Fig. 5 a detail view showing the construction of additional foundation-pieces.

Like figures of reference denote corresponding parts in the several views of the drawings.

My drainer I is constructed of any material suitable for use in connection with water and comprises two side pieces II and III, and may be constructed with an additional piece IV, and has slats or rungs V, VI, and VII, connecting the side pieces II and III and in number greater or less than indicated in the drawings, the whole similar in shape to a ladder. The ends of the rungs that enter the side pieces are cut with right and left hand screw-

threads, fitting into similarly-threaded holes in the side pieces. This construction prevents separation of the parts when used in water. Its utility as a drainer is shown in Fig. 3, which illustrates the drainer placed over a tub. Upon the drainer the clothes, taken either from the boiler or another tub, are placed to drain, and the hot water from them runs into the tub under the drainer, and by heating the water makes it more fit for washing.

The extra foundation-piece shown in Fig. 5 is provided, as shown, with grooves which accommodate those portions of the rungs V, VI, and VII which are reduced in diameter by the circumferential grooves X. This construction obviates the employment of any fastening which may be acted upon by the water or soap, as it cannot be drawn to pieces when immersed or soaked in water.

Having fully described my invention, what I claim, and desire to secure by Letters Patent, is—

A clothes-drainer consisting of the side pieces II and III, tapped to receive right and left hand threaded rungs, the rungs, provided with right and left hand threads at their opposite ends and the circumferential grooves X as shown, and the additional piece IV, recessed on alternate edges to receive the grooved portion of the rungs, substantially as shown.

In testimony whereof I affix my signature in presence of two witnesses.

MARGARET TYNER.

Witnesses:

SAML. CRUMBAKER,
GEO. K. DENTON.