

(No Model.)

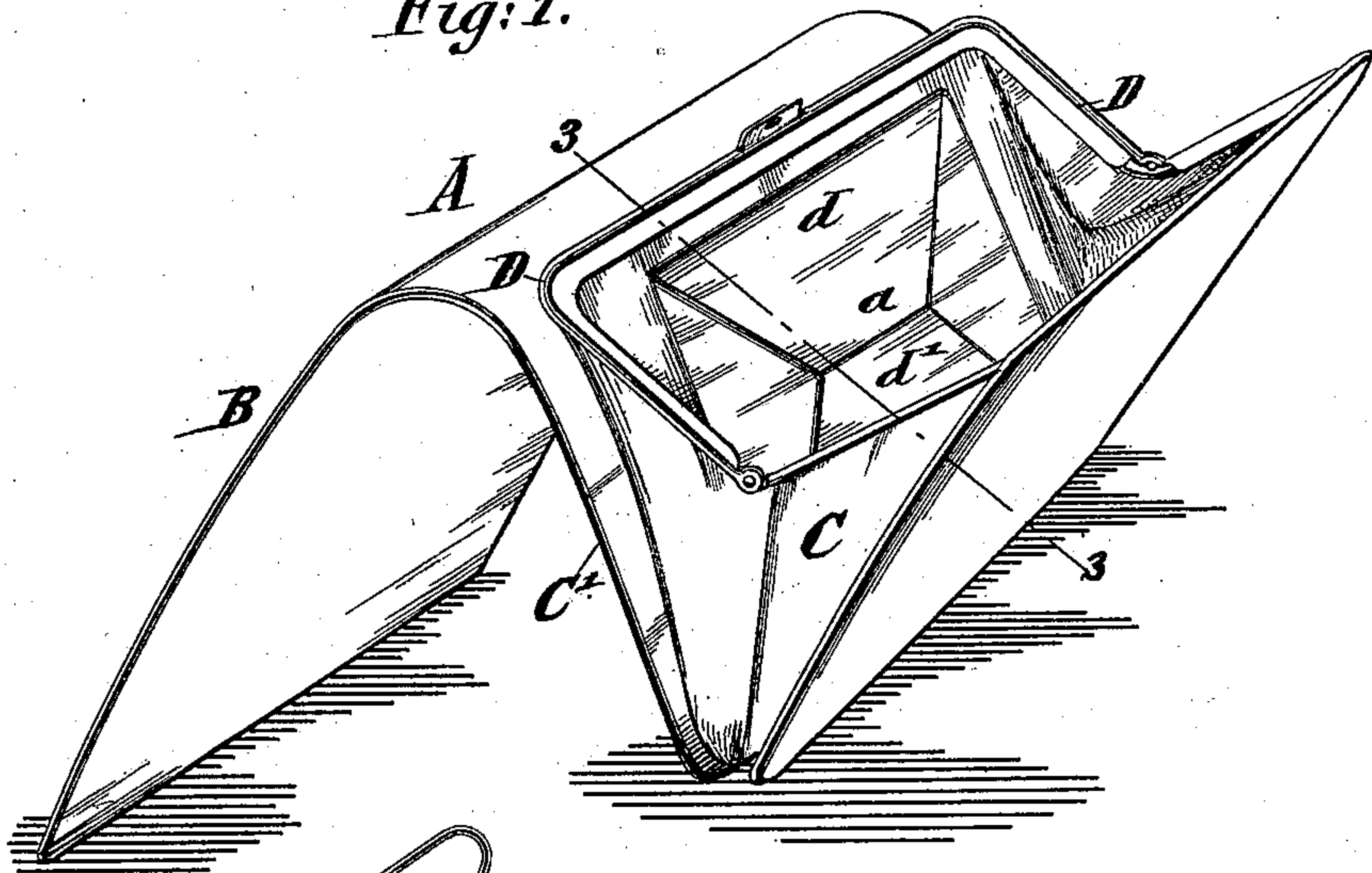
2 Sheets—Sheet 1.

L. CANO.  
POCKET BOOK.

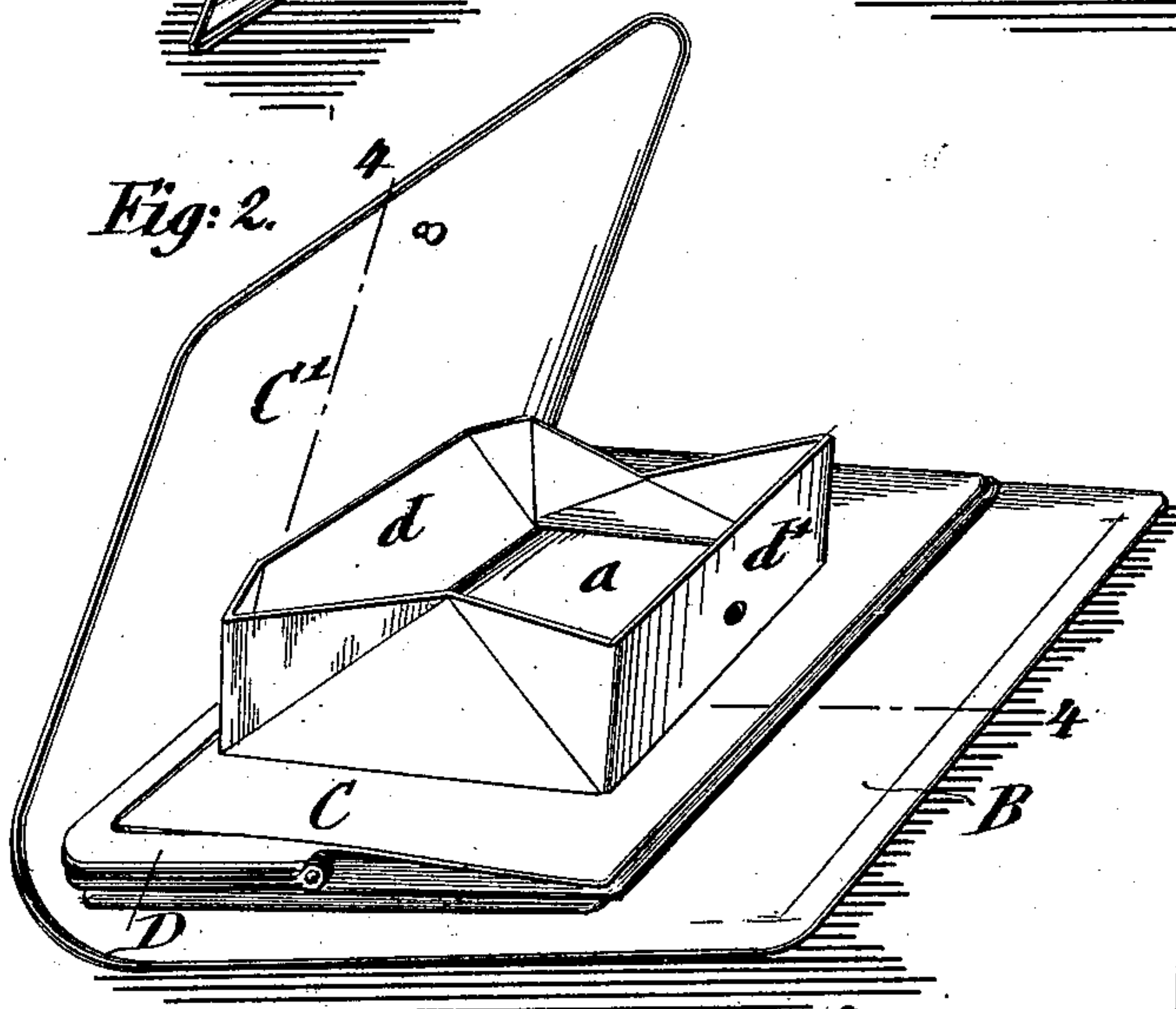
No. 601,051.

Patented Mar. 22, 1898.

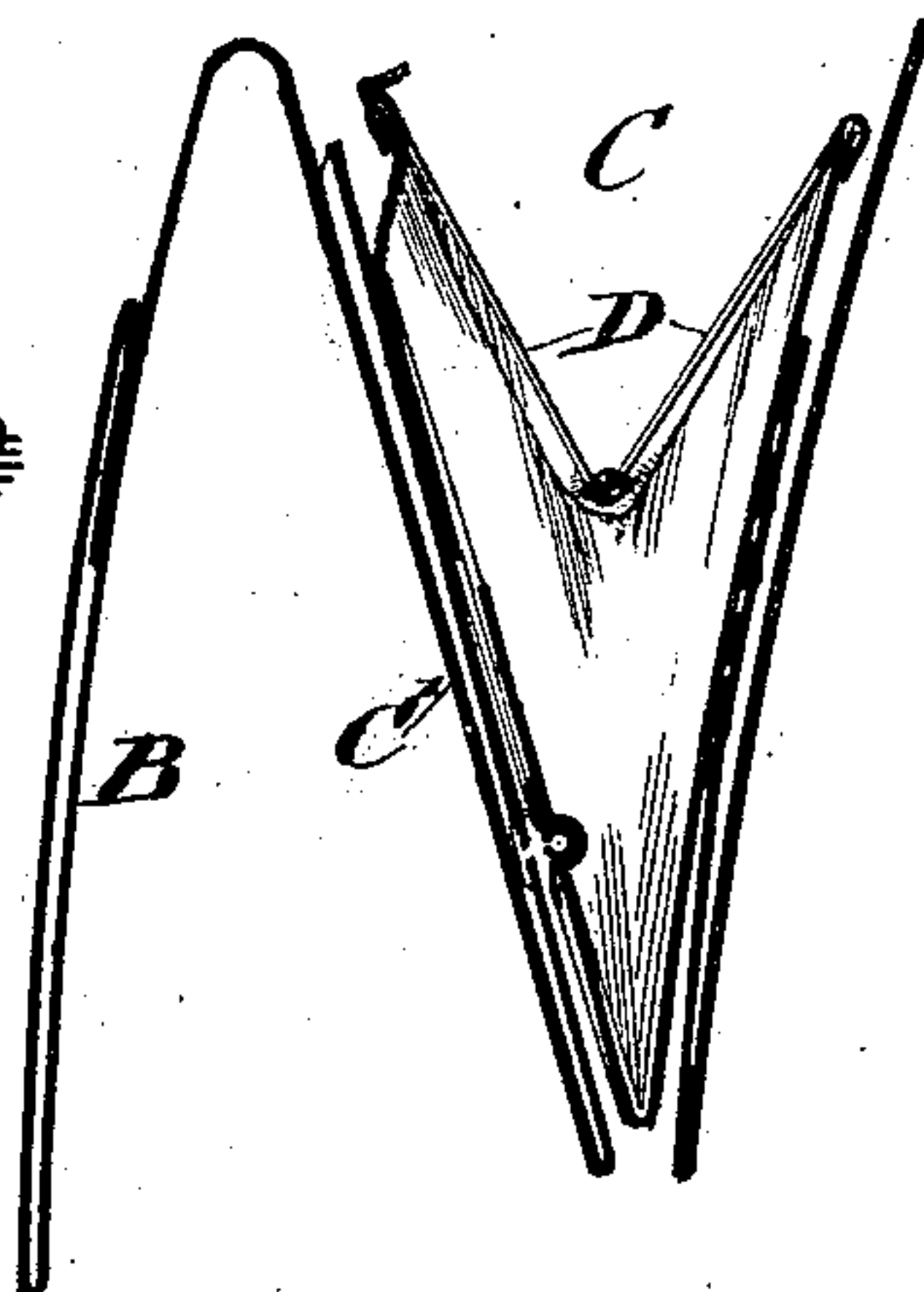
*Fig: 1.*




*Fig: 2.*



*Fig: 3.*



*Fig: 4.*



WITNESSES

*Geo W. Jackel*  
*Har. Smith*

INVENTOR

*Lewis Cano*

BY

*Georg. P. Reger*  
ATTORNEYS.

(No Model.)


2 Sheets—Sheet 2.

L. CANO.  
POCKET BOOK.


No. 601,051.

Patented Mar. 22, 1898.

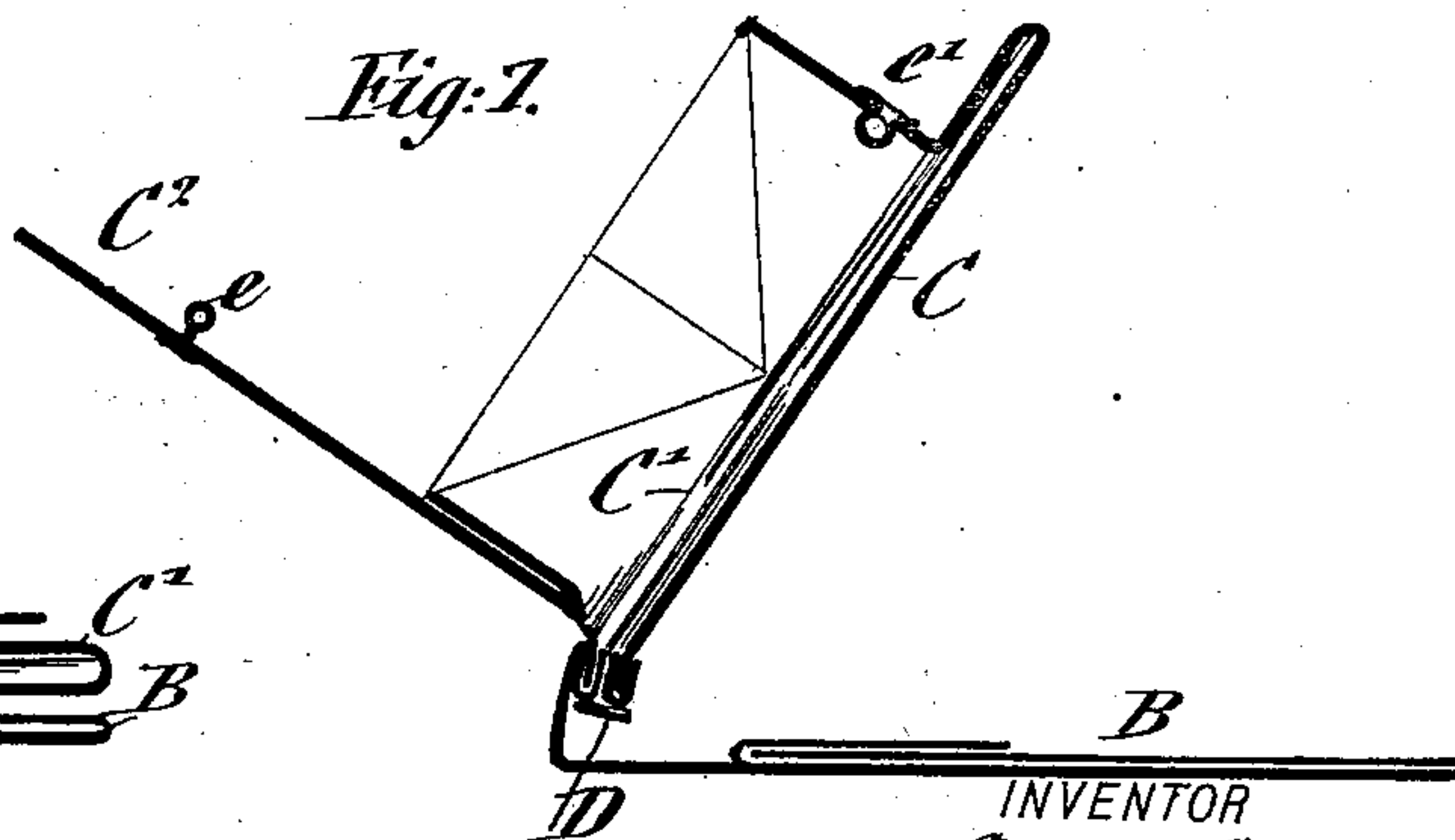
*Fig: 5.*



*Fig: 6.*



*Fig: 7.*



*Fig: 8.*



WITNESSES

*Geo. W. Jackel.*  
*Max Kurtzel.*

INVENTOR

*Lewis Cano*  
BY *Georg & Regener*  
ATTORNEYS.



# UNITED STATES PATENT OFFICE.

LEWIS CANO, OF NEW YORK, N. Y.

## POCKET-BOOK.

SPECIFICATION forming part of Letters Patent No. 601,051, dated March 22, 1898.

Application filed August 20, 1897. Serial No. 648,878. (No model.)

*To all whom it may concern:*

Be it known that I, LEWIS CANO, a citizen of the United States, residing in the city, county, and State of New York, have invented certain new and useful Improvements in Pocket-Books, of which the following is a specification.

This invention relates to improvements in pocket-books, and especially the forms used by ladies, in which a coin-receptacle is arranged in such a manner that access is given to the same from the interior pocket of the book as well as from the exterior of the same, according as a larger or smaller quantity of change is required; and the invention consists of a pocket-book which is provided at the inside of the bill-receptacle, at one side wall of the same, with an opening about which are arranged folding side and end gussets forming a coin-receptacle, the said coin-receptacle being closed by the main or auxiliary flap, secured by a suitable fastening device, in such a manner that access may be given to the coin-receptacle either from the bill-pocket or directly from the outside by opening the flap, as will be fully described hereinafter, and finally pointed out in the claims.

In the accompanying drawings, Figure 1 represents a perspective view of my improved pocket-book, showing the same in open position and with the bill-pocket opened so as to show the gussets arranged about the opening forming the coin-receptacle. Fig. 2 is also a perspective view of my improved pocket-book, showing the gussets of the coin-receptacle in open position for giving access to the same from the outside of the book. Figs. 3 and 4 are vertical transverse sections respectively on lines 3 3, Fig. 1, and 4 4, Fig. 2. Figs. 5 and 6 are perspective views of a modified construction, showing the coin-receptacle in closed and open positions; and Figs. 7 and 8 are vertical and transverse sections of the book, showing, respectively, the bill-pocket and coin-receptacle in closed and open positions.

Similar letters of reference indicate corresponding parts.

A represents a pocket-book of the style and make as usually carried by ladies. These pocket-books are usually made in two sections, one being a closed pocket B, used as a

card-receiver, &c., while the other forms a bill-pocket C and is provided with a metallic frame D and a suitable closing device for the same. In the side wall of the bill-pocket C, adjacent to the outer main flap C', is an opening *a*, around which are arranged side and end gussets *d d'*, which are adapted to fold over the opening *a*, so as to close the same. The outer end gusset *d'* is provided with a suitable fastening device that is engaged by an interlocking member on the outer main flap C', so that the flap C' may be retained in closed position over the folded gussets *d d'*. When the pocket-book is used in the usual manner, the locking device of the frame of the bill-pocket is opened in the usual manner, so as to give access to the latter and the change placed in the same, also rolled-up bills, &c. Alongside of the bill-pocket an auxiliary pocket is arranged in which to insert folded-up bills or other articles. Whenever a large payment has to be made—as for purchases made in a store, for instance—the bill-pocket is opened in the well-known manner and the money taken from the same. When, however, simply a small amount of change is to be required from the bill-pocket, as in payment of car-fare and the like, the frame D of the bill-pocket is not opened, but simply the outer main flap C' by severing its connection with the retaining locking device of the folding end gussets *d'*. The lower end gusset *d'* is stitched onto the flap C', and consequently when the same is opened the folding gussets *d d'* open likewise and form with the bill-pocket a coin-receptacle, as shown in Fig. 2, that gives convenient access to the bill-pocket, so as to take out a small coin. When the flap C' is moved over toward the bill-pocket, the gussets *d d'* are folded so as to close over the opening *a* in the side wall of the bill-pocket, after which the locking device of the flap C' and gusset *d'* is closed. For this locking device any approved spring and socket fastener may be used or any other locking device by which a reliable connection of the flap C' with the gusset is produced. When the book is closed, it has the appearance of an ordinary pocket-book, the coin-compartment being then not visible, it being only brought to view when the outer main flap C' is opened, and thereby the coin-receptacle formed by



the raising of the gussets *d d'*. When the pocket-book is used in the usual manner, by opening the frame of the bill-pocket the gussets about the coin-receptacle remain folded, and it is not called into action at all, as shown in Fig. 1.

In Figs. 5 to 8 a modified construction of my improved pocket-book is shown. In this form the gussets forming the coin-pocket are arranged on the exterior of the flap *C'* and provided with an auxiliary closing-flap *C<sup>2</sup>* and fastening device *e e'*. In this case the opening *a*, through which access is given to the bill-pocket, is also arranged in the outer main flap *C'*. In all other respects the construction is the same, the coin-receptacle being closed when the bill-pocket is used in the ordinary manner, while, on the other hand, access is given to the interior of the bill-pocket when opening the auxiliary flap *C<sup>2</sup>*. In both cases the formation of the coin-receptacle by the lifting of the folding gussets forms a guard device or mouth around the opening *a*, so that the accidental dropping of any coin from the bill-pocket is prevented.

Having thus described my invention, I claim as new and desire to secure by Letters Patent—

1. A pocket-book, the bill-pocket of which is provided with an opening in one of its side

walls, folding gussets arranged adjacent to said opening, a flap to which one of the gussets is attached, and a fastening device between the said flap and the opposite gusset so that access is given to the bill-pocket from the inside in the usual manner or from the outside, substantially as set forth.

2. A pocket-book, provided with an interior bill-pocket having a closing-frame and an opening in its side wall, folding gussets arranged around said opening, a flap extending over said opening and attached to one of said gussets, and a fastening device between the flap and the opposite end gusset, substantially as set forth.

3. In a pocket-book, the combination with a bill-pocket having a closing-frame and an opening in one of its side walls, of folding gussets arranged adjacent to said opening, a flap extending over said folding gussets, and a fastening device for connecting said flap with the folded gussets, substantially as set forth.

In testimony that I claim the foregoing as my invention I have signed my name in presence of two subscribing witnesses.

LEWIS CANO.

Witnesses:

PAUL GOEPEL,  
GEO. W. JAEKEL.