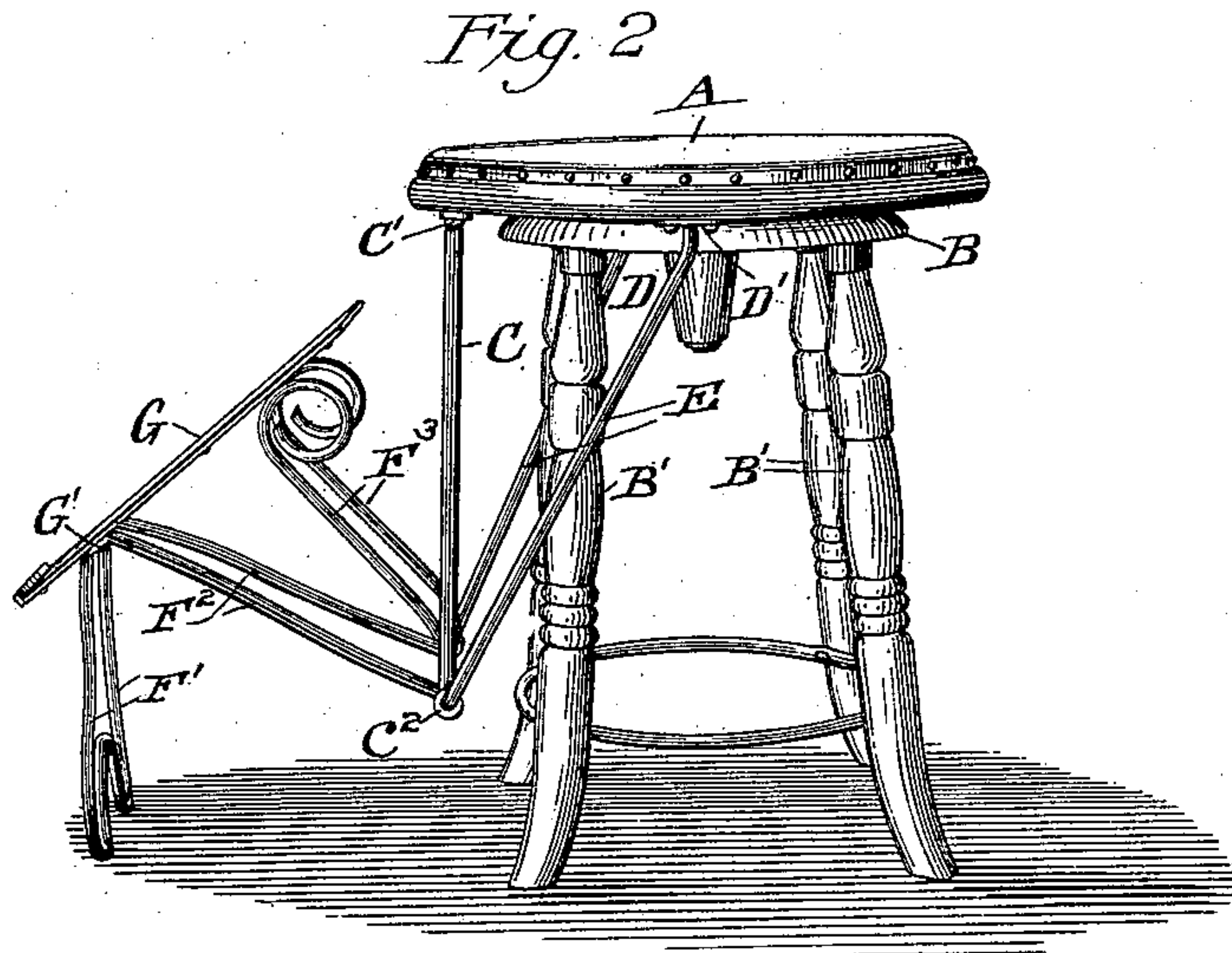
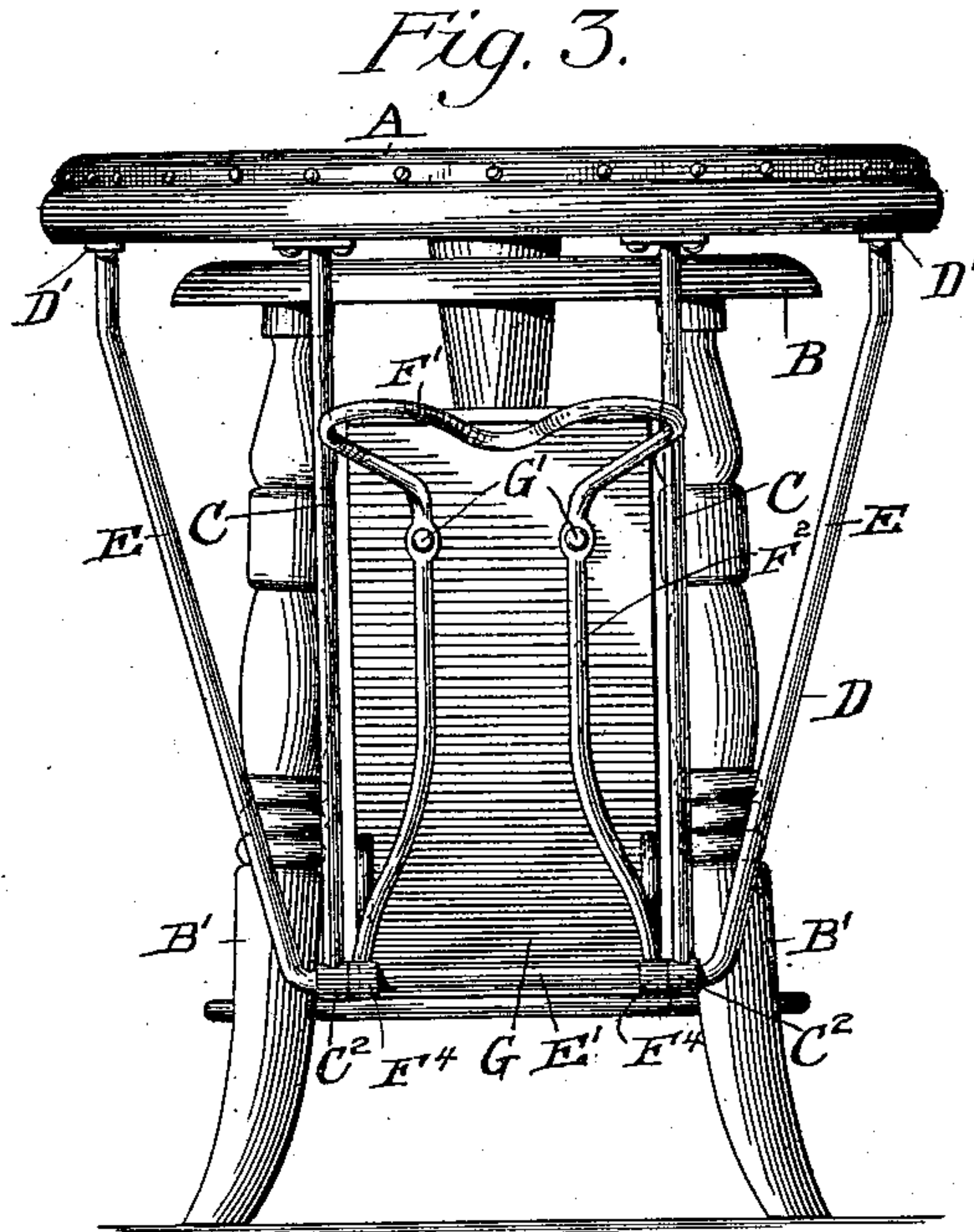
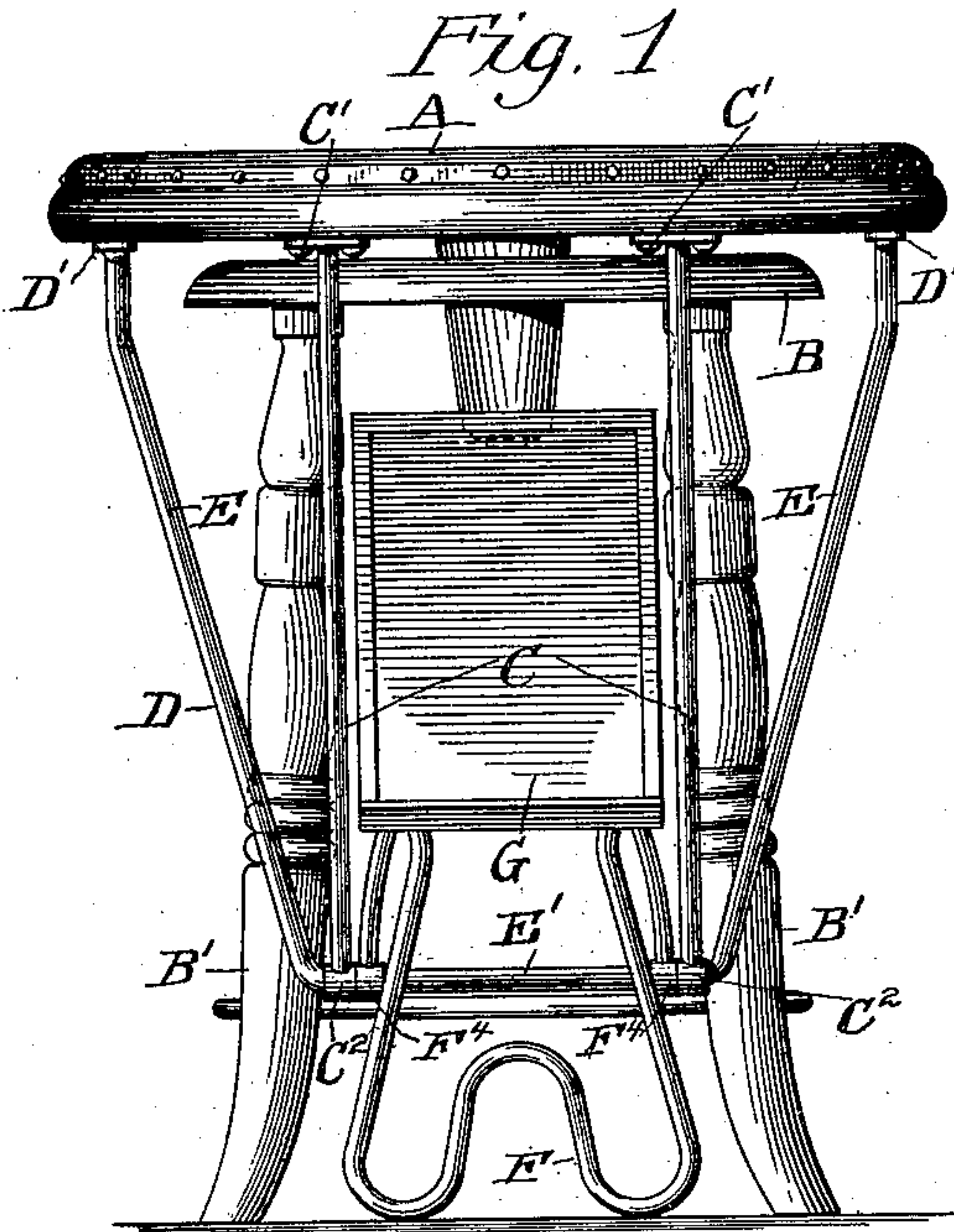


(No Model.)

T. KENNEDY.
COMBINED STOOL AND FOOT REST.

No. 601,021.

Patented Mar. 22, 1898.



Witnesses.
Ramus B. Eichnor.
H. J. Yunker -

Inventor.
Thomas Kennedy

UNITED STATES PATENT OFFICE.

THOMAS KENNEDY, OF SALT LAKE CITY, UTAH.

COMBINED STOOL AND FOOT-REST.

SPECIFICATION forming part of Letters Patent No. 601,021, dated March 22, 1898.

Application filed April 27, 1896. Serial No. 589,334. (No model.)

To all whom it may concern:

Be it known that I, THOMAS KENNEDY, a citizen of the United States, residing at Salt Lake City, in the county of Salt Lake and State of Utah, have invented certain new and useful Improvements in a Combined Stool and Foot-Rest; and I do hereby declare the following to be a full, clear, and exact description of the invention, such as will enable others skilled in the art to which it appertains to make and use the same.

My invention relates to improvements in a combined stool and foot-rest.

It has for its object to provide an article of furniture neat and attractive in appearance for use in shoe-stores, comprising a suitable stool for the salesman and a convenient foot-rest that will revolve entirely around the stool with the seat thereof to adapt it to be brought to a position in front of the customer, so that the foot may be placed thereon in fitting a shoe, and when not in use to fold under the stool in such a manner that it can be easily released and brought into position for use when required.

My invention consists in the construction, combination, and arrangement of parts, as more fully hereinafter described and specifically claimed.

Reference is had to the accompanying drawings, forming part of this specification, in which similar letters of reference indicate corresponding parts in all the figures.

Figure 1 is a front elevation constructed in accordance with my invention, showing the foot-rest in position for use; Fig. 2, a view in perspective; Fig. 3, a front elevation showing the foot-rest folded up into the position it occupies when not in use.

In the drawings, A represents the revolving top of a stool, B the stationary top, and B' the legs thereof.

C are two parallel metal supporting-rods depending vertically from the under side of the revolving top, to which they are attached by means of screws C' or other suitable means, their lower ends terminating in sleeves C².

D is a metal brace also depending from the under side of the revolving top of the stool

and attached thereto by screws D' or means similar to that of the rods C and comprising two parallel arms E, located one on each side of the rods C, and a horizontal bearing E', supported in the sleeves C².

F is a pivoted foot-support to which a metal foot-plate G, having a highly-polished reflecting-surface, is attached by means of rivets G' or otherwise, said support comprising arms F' F² F³ and hubs F⁴.

The operation is as follows: It being assumed that the foot-rest is in the position shown by Figs. 1 and 3 and it is desired to fit a customer to a pair of shoes, the clerk seats himself upon the stool, swings the rest into the position shown by Fig. 2, revolves the seat thereof until the rest comes opposite the customer, who then places his foot upon the plate G, and everything is in readiness for fitting the shoe.

It will be readily seen that by the employment of my stool the work of fitting a pair of shoes is greatly facilitated, as the foot of the customer is thus brought into easy reach of the clerk and can be seen to advantage in the reflecting-surface of the metal plate.

Having thus described my invention, what I claim, and desire to secure by Letters Patent, is—

1. In a stool and foot-rest, a stool provided with a revoluble top having a brace and supporting-rods depending therefrom, and a foot-support pivoted on said brace and adapted to be swung thereon, substantially as described.

2. In a stool and foot-rest, a stool, and a foot-rest provided with a foot-plate having a reflecting-surface, said foot-rest carried by said stool and adapted to revolve around the same, substantially as described.

3. In a stool and foot-rest, a stool having a support depending therefrom, and a pivoted foot-rest carried thereby provided with a foot-plate, said foot-rest adapted to revolve around and be swung vertically under said stool, substantially as described.

THOMAS KENNEDY.

Witnesses:

W. T. GUNTER,

DENNIS C. EICHNOR.