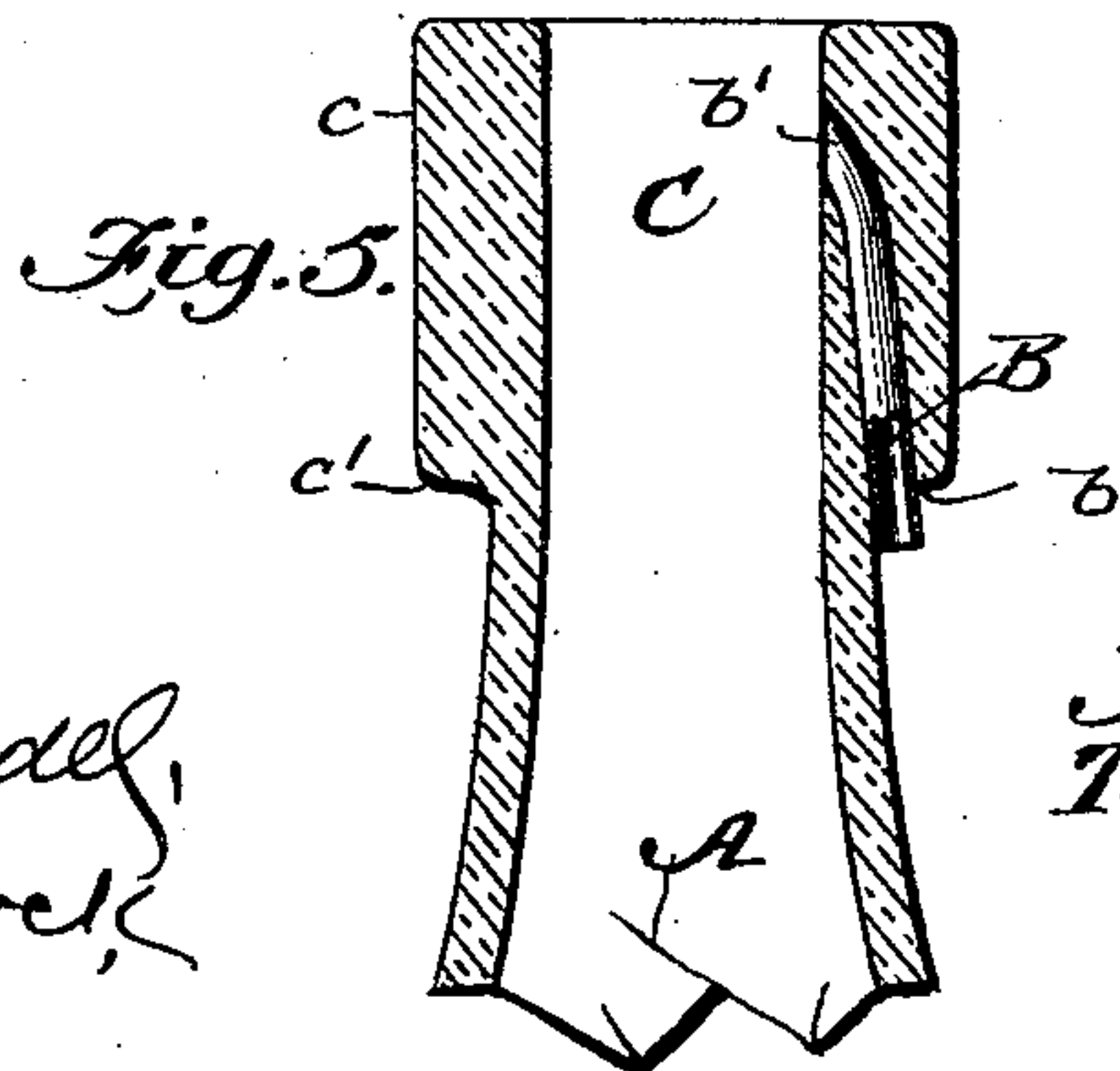
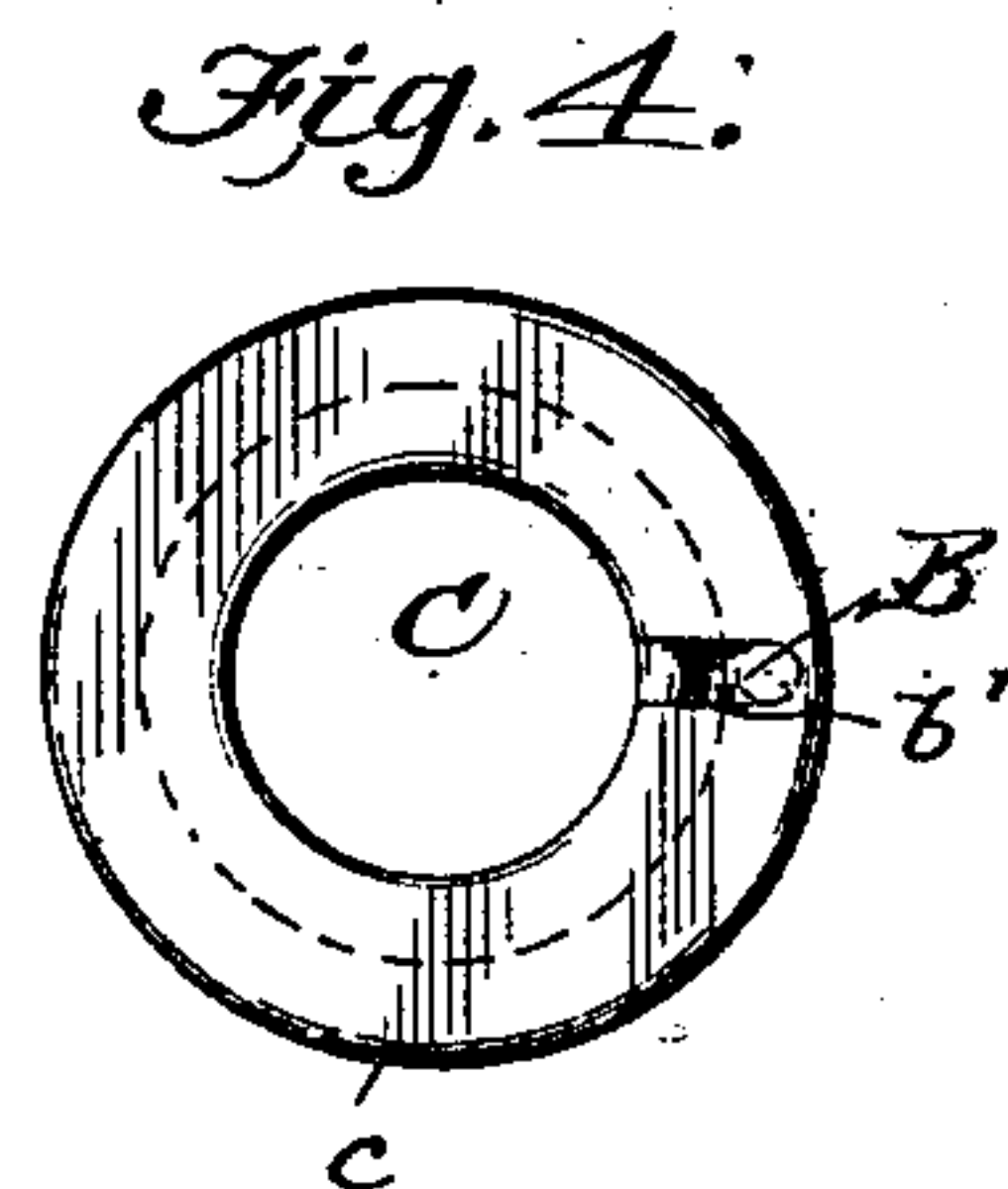
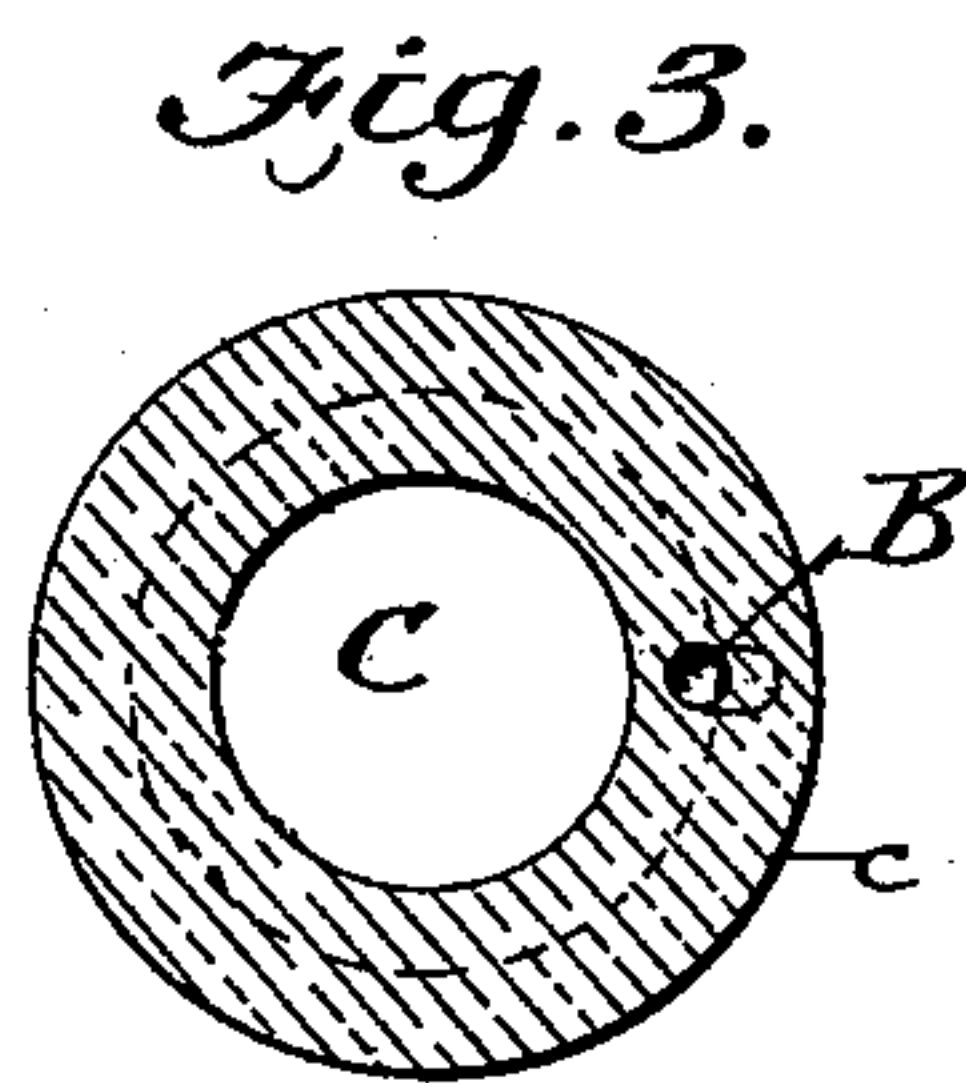
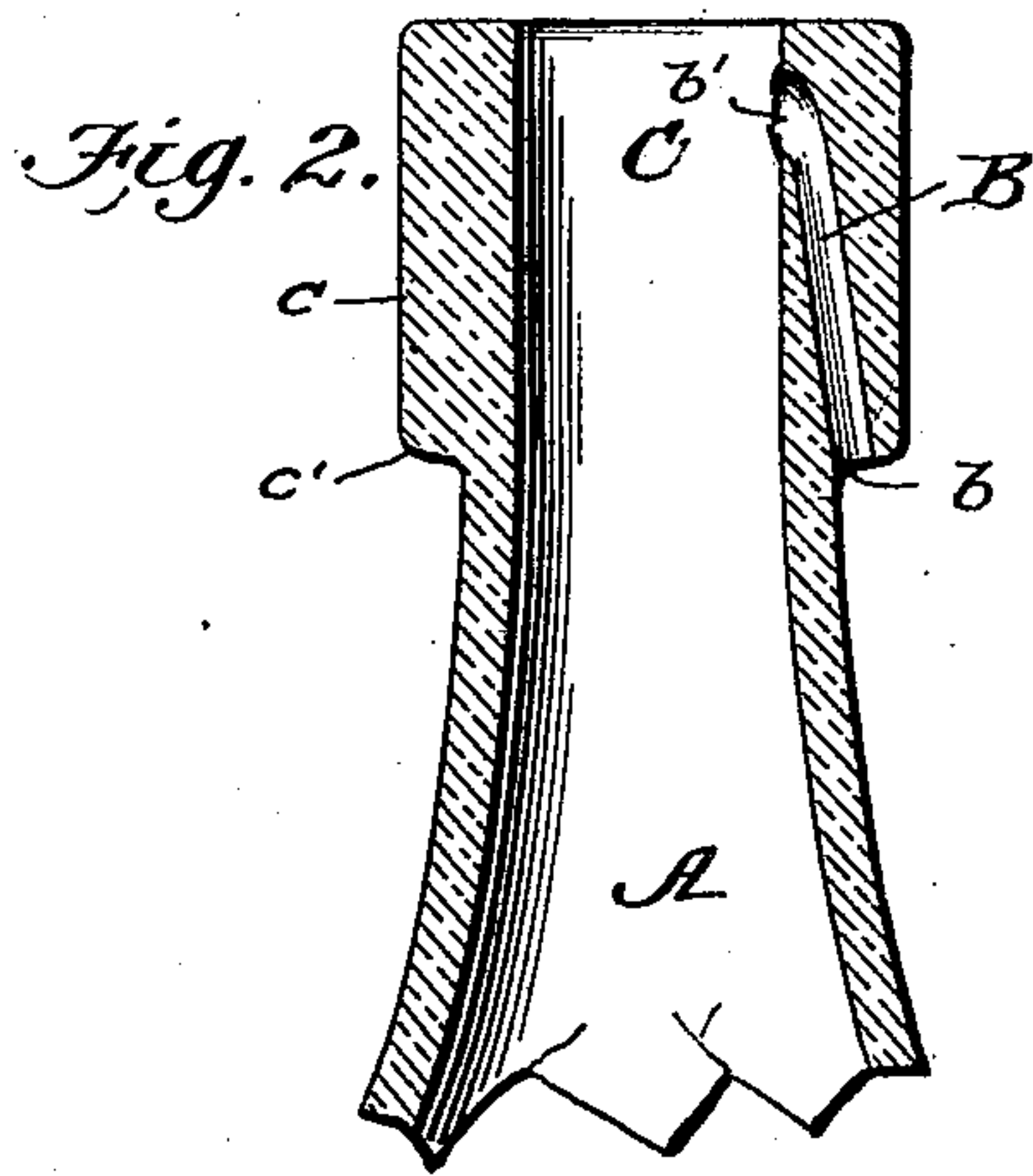
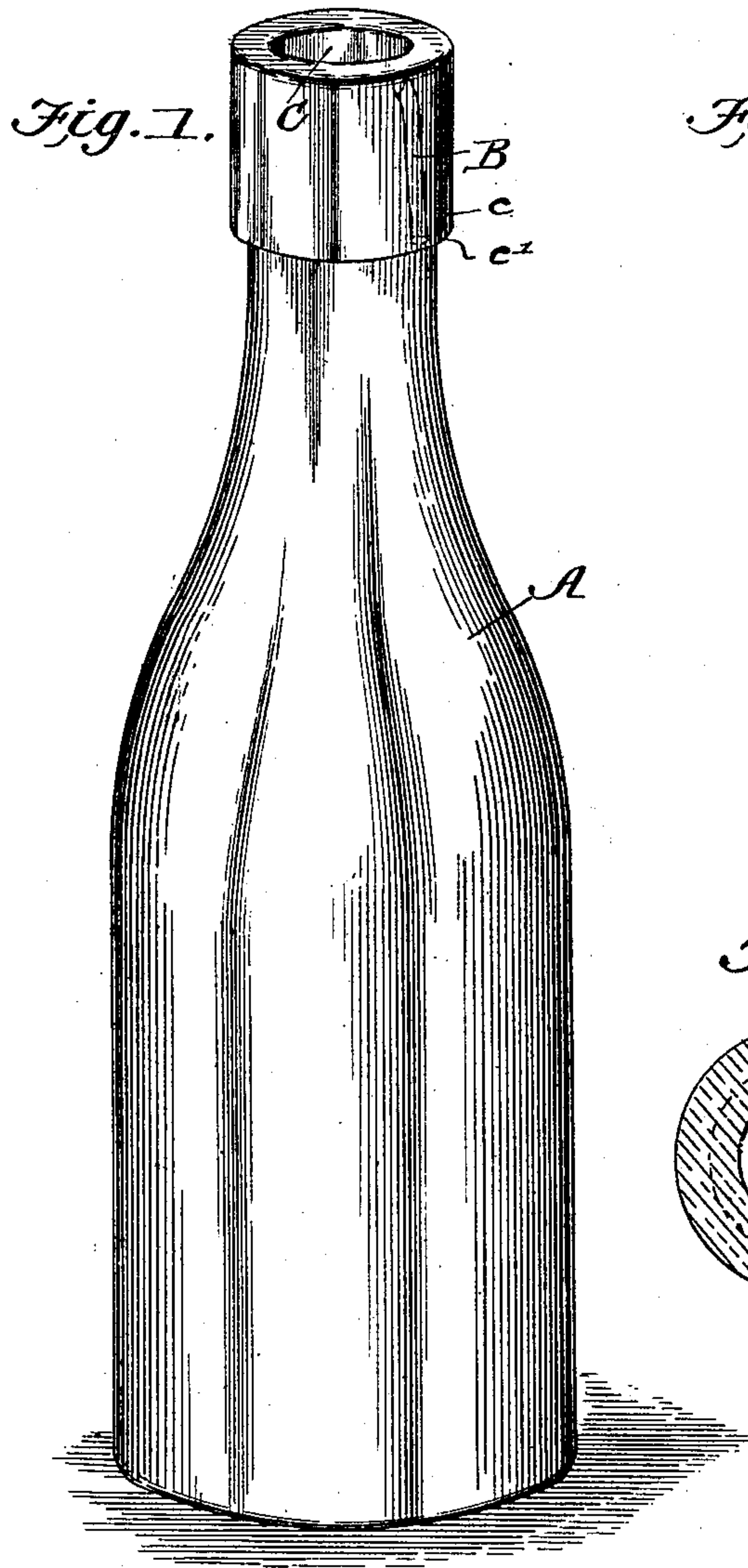


(No Model.)

J. P. CHAPLEN & T. M. MILLS.
BOTTLE.

No. 600,064.

Patented Mar. 1, 1898.



WITNESSES:

W. A. Blouet,
Chas. E. Brock,

INVENTORS:

James P. Chaplen.
Thomas M. Mills
R. S. A. Sacey
ATTORNEYS.

UNITED STATES PATENT OFFICE.

JAMES P. CHAPLEN AND THOMAS M. MILLS, OF NEW MARTINSVILLE,
WEST VIRGINIA.

BOTTLE.

SPECIFICATION forming part of Letters Patent No. 600,064, dated March 1, 1898.

Application filed January 4, 1896. Serial No. 574,286. (No model.)

To all whom it may concern:

Be it known that we, JAMES P. CHAPLEN and THOMAS M. MILLS, of New Martinsville, in the county of Wetzel and State of West Virginia, have invented an Improved Bottle, of which the following is a specification.

This invention relates to an improved construction of bottles, the novel feature being the neck thereof.

The object of this invention is to provide a bottle that shall serve all the purposes of an ordinary bottle and in addition thereto can be used for drinking purposes. By this is meant that the mouth of the bottle can be placed in the mouth and freely drank therefrom without any inconvenience usually attending drinking from a bottle, as it is necessary that air should pass up into the body of the bottle in order to force the liquid into the mouth, and to do this it frequently happens that the air passes through the nostrils of the drinker and causes strangulation.

Our invention is applicable to all classes of bottles, jugs, or canteens, whether made of glass, pottery, or metal, the object being the same in all—namely, to provide an air-inlet to avoid the difficulties above recited.

With this object in view our invention consists, essentially, in constructing the neck of the bottle with a diagonal air inlet or passage communicating with the air at its lower end and opening into said bore at its upper end at a point below the mouth of the bottle.

In the drawings hereto annexed and forming a part of this specification, Figure 1 is a view of a bottle constructed in accordance with our invention. Fig. 2 is a vertical sectional view. Fig. 3 is a horizontal sectional view on line 3 3 of Fig. 1. Fig. 4 is a top plan view, and Fig. 5 is a modification.

Referring now to the drawings, A indicates a bottle, jug, or canteen, which may be constructed of any desirable material and of any desired shape. The neck C of said bottle at its upper end adjoining the mouth is thickened or enlarged circumferentially, forming an integral collar c, having an annular base-shoulder c'. Through this collar extends an air passage or channel B, the lower end b of

which opens through said shoulder at the base of the collar, and the upper end b' of said passage emerges into the bore of the neck C at a point below the mouth of the bottle, as most clearly shown in Fig. 2. The air channel or passage leads into the bore of the neck, just below the mouth thereof, so that when a cork is placed in the bottle there is absolutely no danger whatever of the liquid escaping from the bottle through said channel or passage.

In operation in order to drink from the bottle said bottle is placed in the mouth, the entire mouth of said bottle being covered, and air will freely enter through the channel or passage and escape through the liquid into the body of the bottle, and thus force the liquid out into the mouth of the drinker, and will avoid all possible danger of strangulation and will also avoid the disagreeable action of the tongue sticking to the mouth of the bottle by suction.

While we have shown the bottle as constructed with the neck having the air channel or passage formed therein, it is evident that a tube could be molded into the neck of the bottle, if so desired, as most clearly shown in Fig. 5.

Having thus described our invention, what we claim as new, and desire to secure by Letters Patent, is—

1. As a new article of manufacture, a bottle or analogous vessel provided with a neck formed with a diagonally-extending air passage or channel B having its lower end b opening through the wall of the neck to the exterior and its upper end b' opening into the neck-passage below the mouth thereof, substantially as and for the purpose described.

2. As a new article of manufacture, a bottle having its neck enlarged or thickened at its upper end to form an integral exterior circumferential collar having a shoulder at the base thereof, and an air passage or channel extending through said collar and wall of the neck, said passage having its lower end opening through said shoulder at the base of the collar and its upper end opening into the neck-passage below the mouth thereof, where-

by the upper end or mouth portion of the
neck may be inserted into the mouth of a
person and the contents of the bottle drank
therefrom without liability of closing said
5 air-passage or interrupting the ingress of air
therethrough, substantially as and for the
purpose described.

In testimony whereof we affix our signatures in the presence of two witnesses.

JAMES P. CHAPLEN.

THOMAS M. MILLS.

Witnesses:

MOSES R. MORRIS,

CHRISTIAN YOST.