

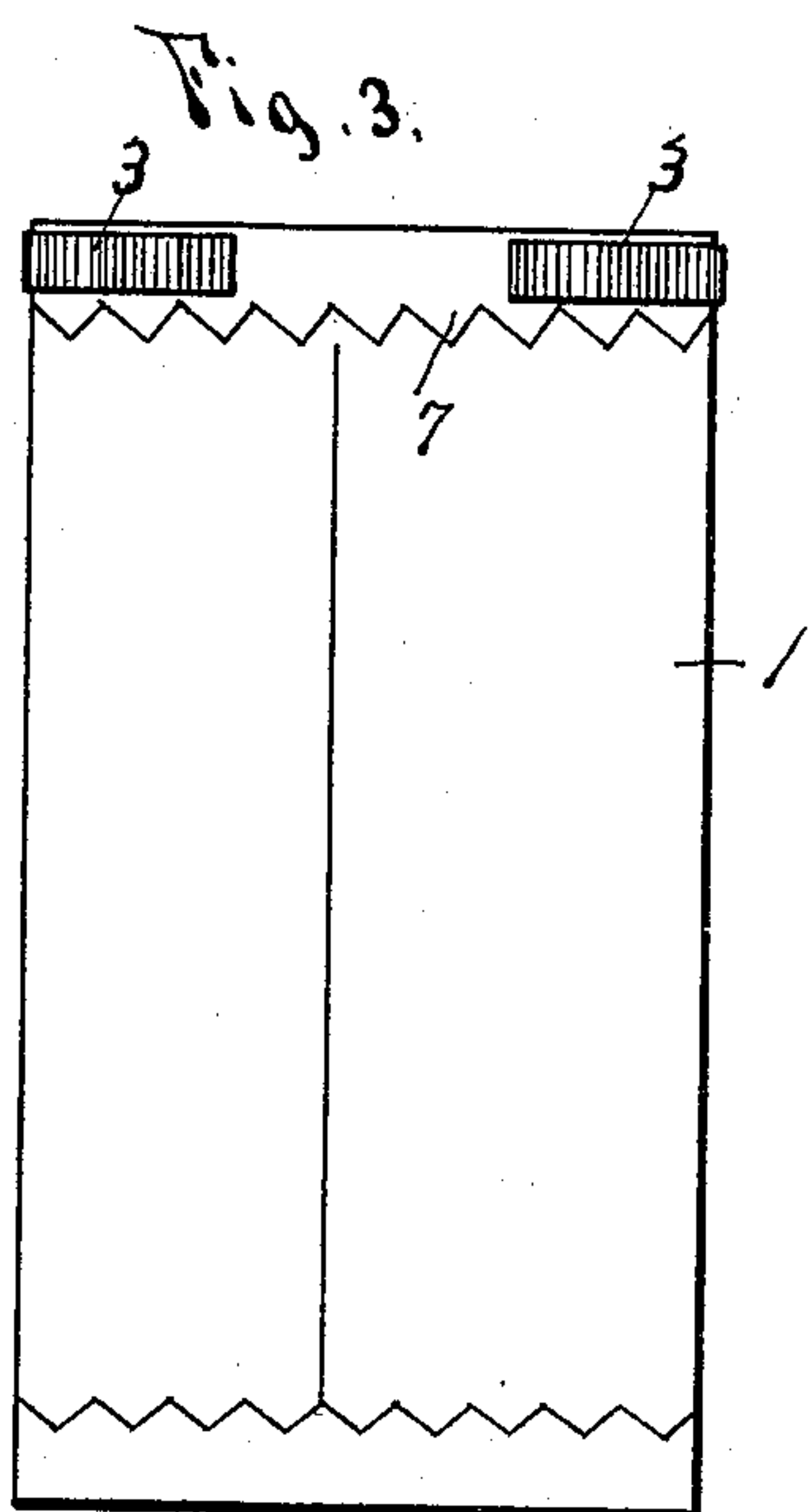
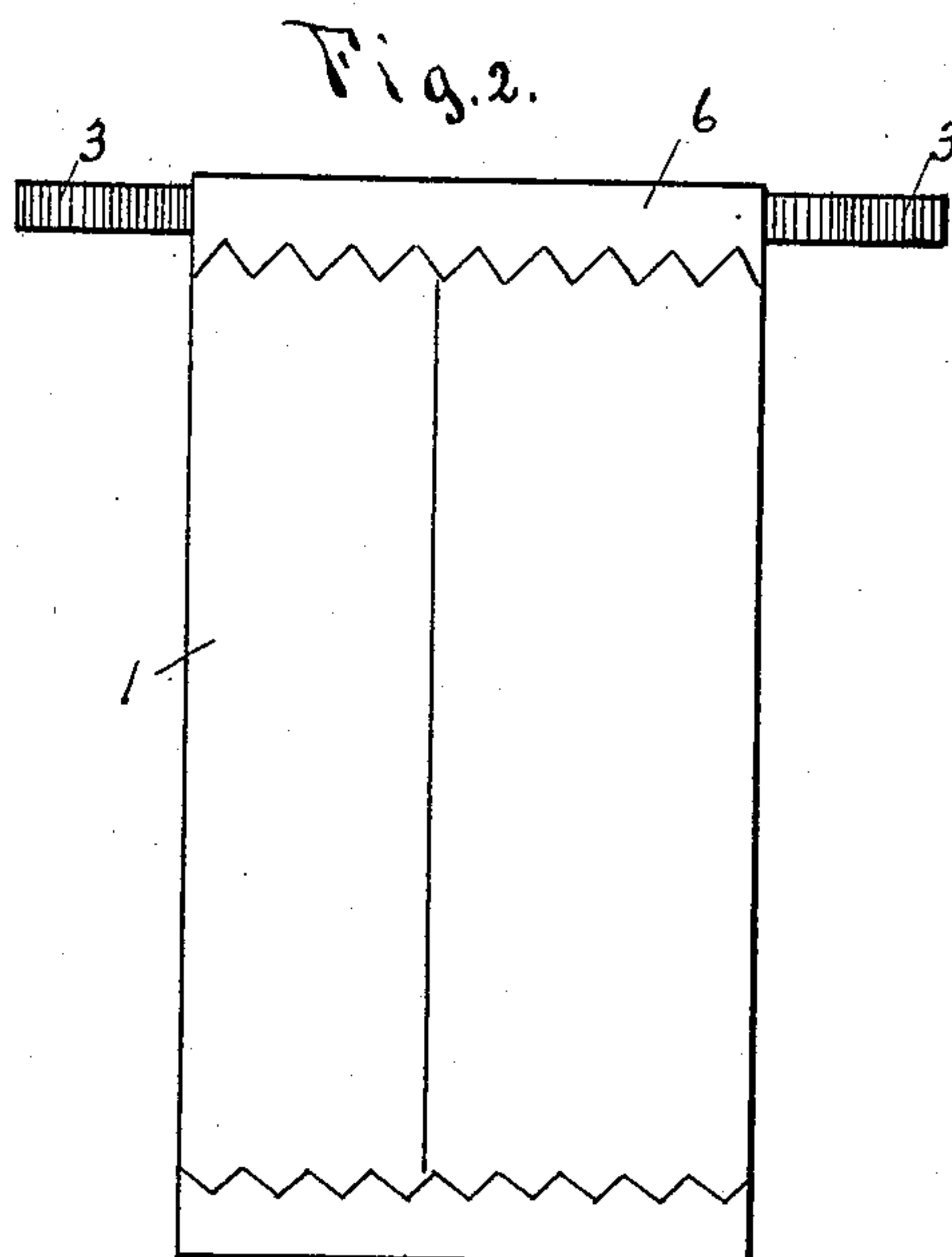
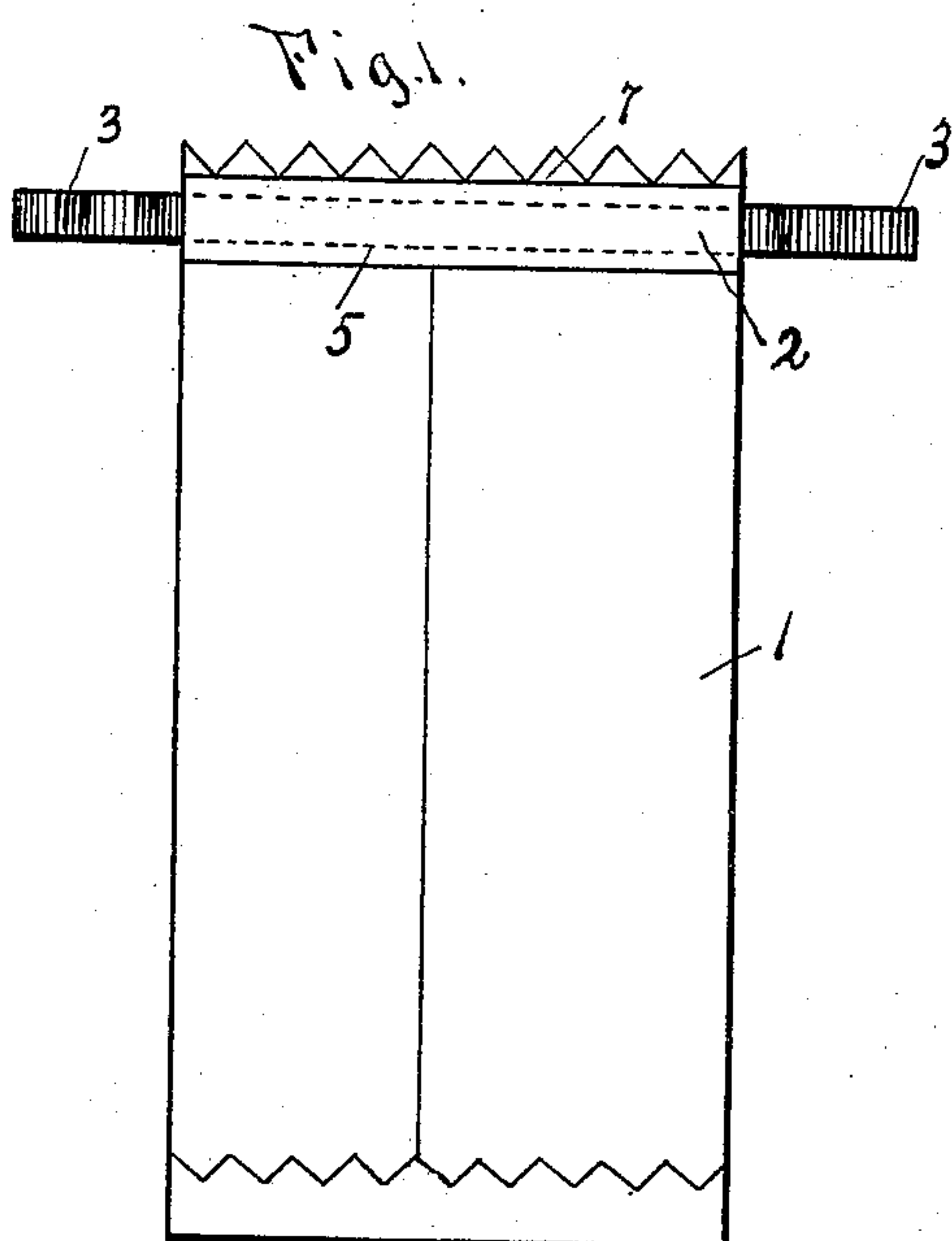


(No Model.)

M. E. McCOY.
BAG FASTENER.

No. 599,858.

Patented Mar. 1, 1898.



Witnesses
J. S. Street
J. S. Hinman

Inventor.
Mamie E. McCoy
By N. B. Hagin, atty.

UNITED STATES PATENT OFFICE.

MAMIE E. McCOY, OF WICHITA, KANSAS.

BAG-FASTENER.

SPECIFICATION forming part of Letters Patent No. 599,858, dated March 1, 1898.

Application filed February 16, 1897. Serial No. 623,721. (No model.)

To all whom it may concern:

Be it known that I, MAMIE E. McCOY, a citizen of the United States of America, residing at Wichita, in the county of Sedgwick and State of Kansas, have invented certain new and useful Improvements in Bag-Fasteners, of which the following is a specification, reference being had therein to the accompanying drawings, and the figures of reference thereon, forming a part of this specification, in which—

Figure 1 is a side view of my improved bag-fastener. Fig. 2 is a side view of the same, showing the manner of folding the bag. Fig. 3 is a like view of the same, showing the manner of securing the bag closed by the fastener. Fig. 4 is a perspective view of the bag-fastener; and Fig. 5 is an edge view of the same, showing how the crimped ends fold back in the crimps of the fastener.

This invention relates to certain improvements in bag-fasteners; and it consists of a flat piece of metal crimped and secured across the open end of the bag with the ends of said crimped metal extending beyond the edge of the bag.

Referring to the drawings, 1 represents a bag or sack.

2 represents my improved fastener, having the ends 3 extending out from the bag. 4 represents said fastener crimped along its entire length. 5 represents a strip pasted over said crimped-metal strip, securing it to the bag. Said strip may be secured to the bag by any other suitable means.

6 represents the open end 7 of the bag turned over as it would be folded in closing the bag, which fold may be repeated as many times as desired to fold the bag down to the contents of said bag. For example, if the bag should only be half filled, the end of the bag would be folded over and over, down to the contents of the bag, after which the ends 3 would be bent around the bag, as shown in Fig. 3. By the crimps 4 fitting into one another, as shown in Fig. 5, said fastener will hold much more securely than it would if the crimps were omitted. By having the crimps 4 in the fastening 3 they prevent said fastener from slipping out from the fastening 5.

Having thus described my invention, what I claim as new and useful, and desire to secure by Letters Patent, is as follows:

1. The herein-described bag-fastener consisting of a piece of crimped metal secured to said bag parallel with and near the open end, with the end of said fastener extending out from the bag, said metal adapted to bend.

2. The herein-described bag-fastener consisting of a piece of crimped metal secured to said bag near the open end, and parallel with said open end, by the strip 5, the end of said crimped-metal strip extending beyond the edge of said bag, and adapted to bend.

MAMIE E. McCOY.

Witnesses:

O. MULVEY,
THOMAS O. HOSS.