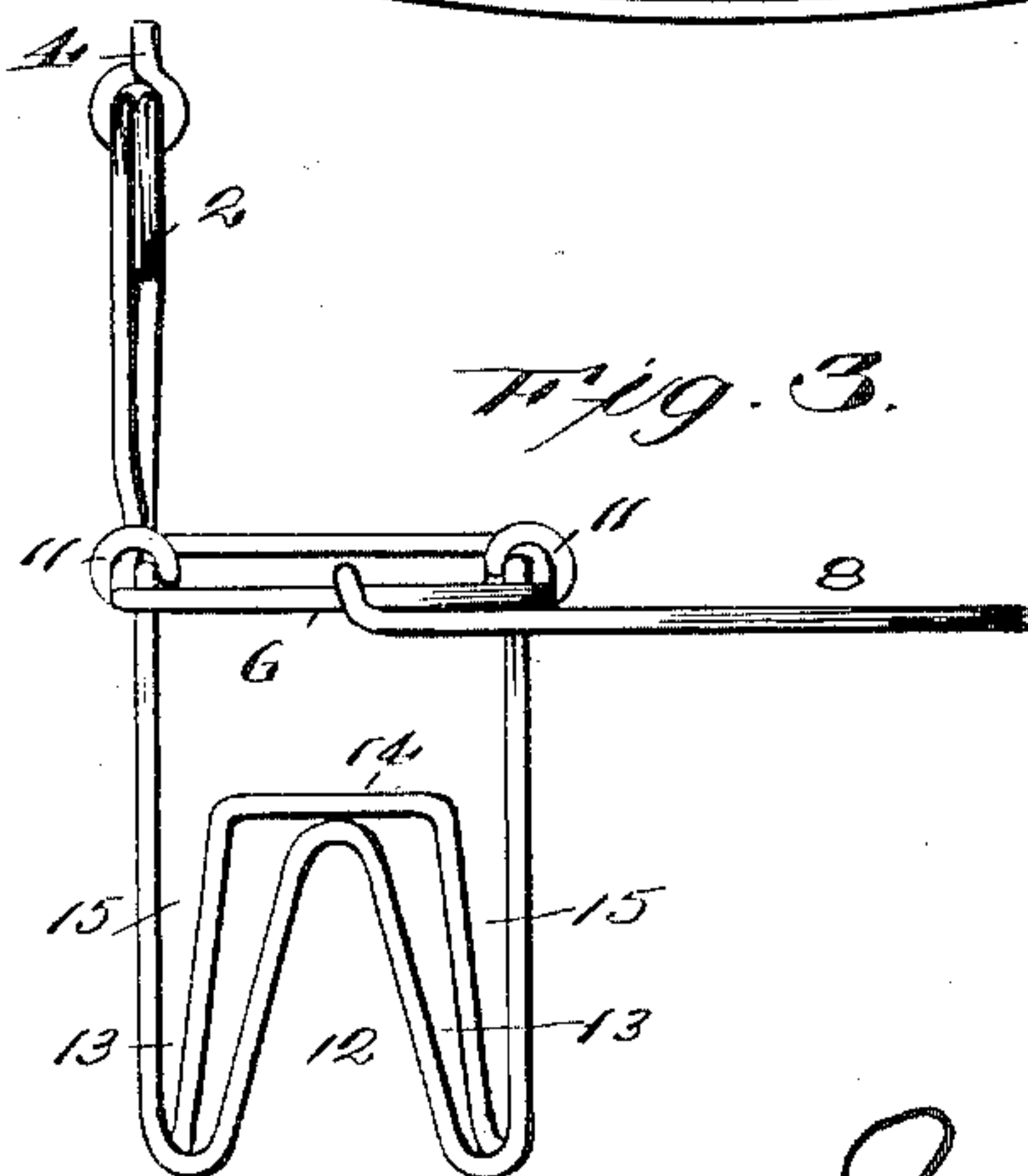
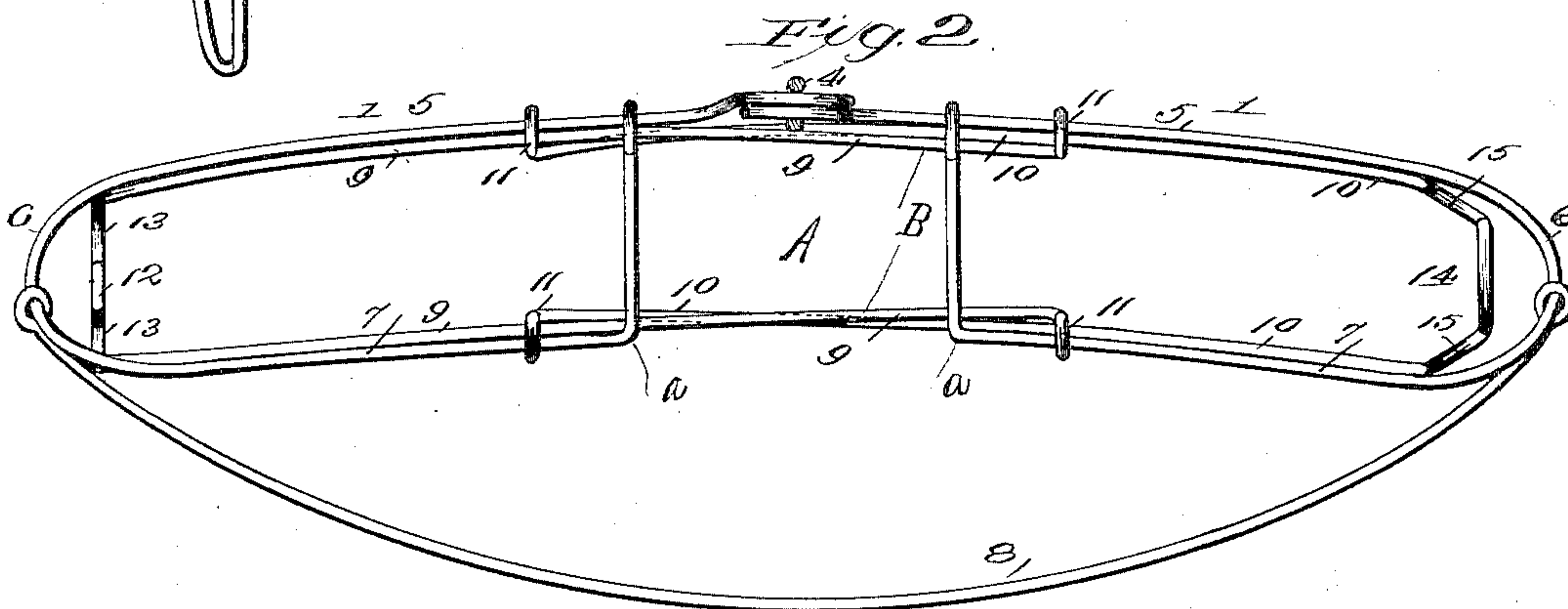
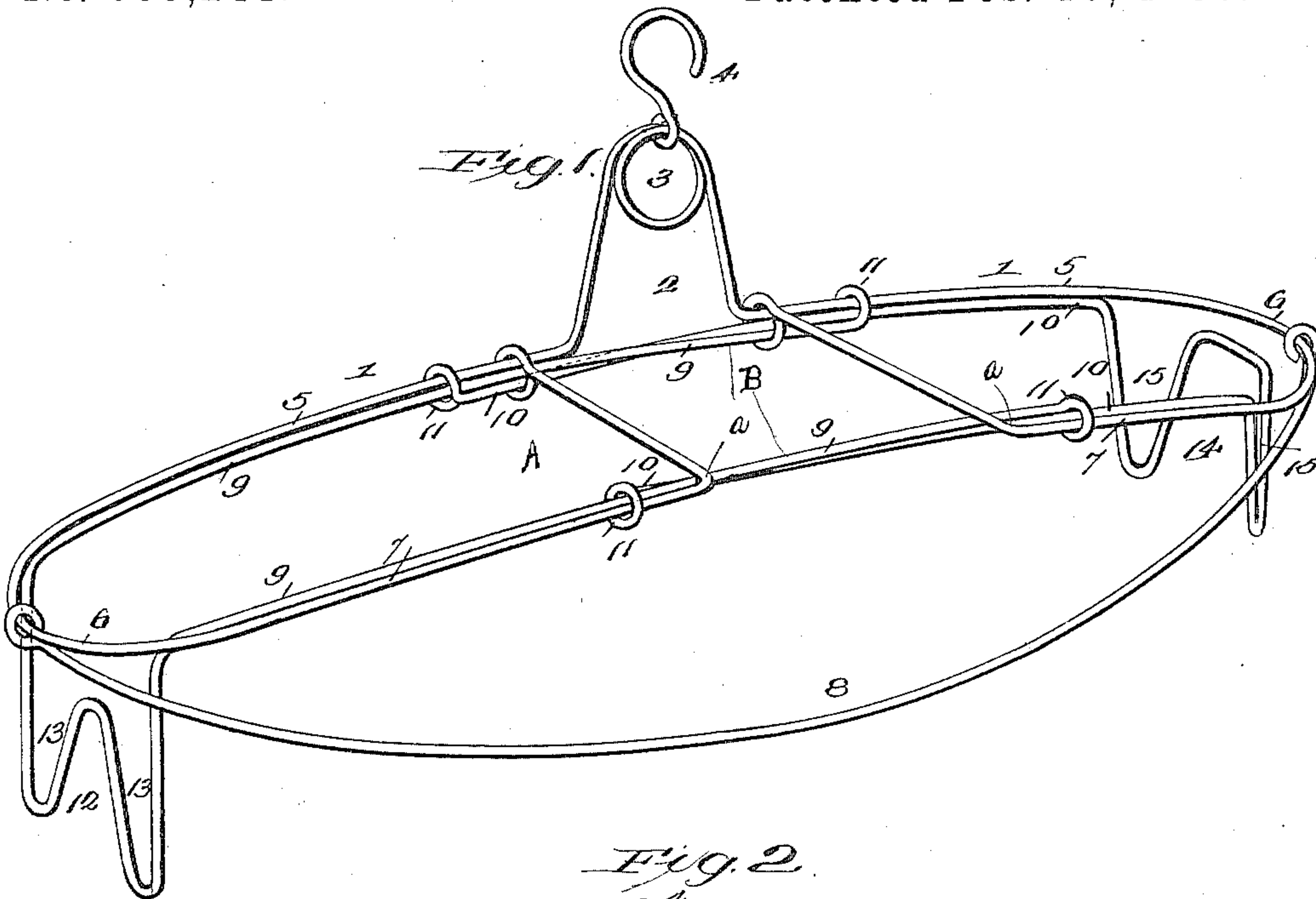


(No Model.)

S. C. LARSEN.
HANGER FOR WEARING APPAREL.

No. 599,244.

Patented Feb. 15, 1898.



Witnesses
Jos. C. Stack
Victor J. Evans

Inventor
Soren C. Larsen
By *John Wedderburn*
Attorney

UNITED STATES PATENT OFFICE.

SOREN C. LARSEN, OF DOVER, NEW JERSEY.

HANGER FOR WEARING-APPAREL.

SPECIFICATION forming part of Letters Patent No. 599,244, dated February 15, 1898.

Application filed July 10, 1897. Serial No. 644,132. (No model.)

To all whom it may concern:

Be it known that I, SOREN C. LARSEN, of Dover, in the county of Morris and State of New Jersey, have invented certain new and useful Improvements in Hangers for Wearing-Apparel; and I do hereby declare the following to be a full, clear, and exact description of the invention, such as will enable others skilled in the art to which it appertains to make and use the same.

This invention relates to certain new and useful improvements in hangers for wearing-apparel; and it has for its object the production of a simple and inexpensive device of this character by means of which an entire suit of clothing, including coat, vest, and trousers, may be conveniently supported in such manner that the garments maintain approximately the same shape as when worn upon the person.

The invention will be hereinafter fully set forth, and particularly pointed out in the claims.

In the accompanying drawings, Figure 1 is a perspective view of the improved hanger complete. Fig. 2 is plan view, and Fig. 3 an end view, of the same.

Referring to the drawings, A designates a hanger or support for a coat or the like, the same being made of a single piece of wire 1 of suitable length and provided midway between its ends with an upright loop 2, coiled in its upper end to form an eye 3, to which a suitable hook 4 is attached for sustaining the hanger from any convenient support. The ends of the wire at the bottom of the loop are bent in opposite directions and extend outwardly in substantially horizontal planes, as indicated at 5, said outwardly-extending arms inclining or curving slightly downward and extending sufficiently far to accommodate a coat suspended thereon in the usual manner. At 6 6 said wire is bowed or bent backward upon itself, forming the inwardly-extending arms 7, which are extended substantially parallel with the opposing arms 5 until they are brought into positions approximately opposite the lower ends of the loop 2, when they are bent at right angles at a toward said loop and made to engage the horizontal arms 5 by means of eyes formed on their extreme ends, as shown. The parts thus far

described of the hanger, aside from the hook, may be formed from a single piece of wire.

A curved or bowed wire 8 is secured at its ends to the bowed portions 6 of hanger A, said wire being extended horizontally from said hanger and adapted to hold the breast of a coat and vest supported by the latter in approximately the same position it assumes when worn upon the person.

The trousers hanger or support B is made up of two parts or members 9 and 10, each of which is composed of a single wire bent into loop form and provided at its ends with eyes 11, which engage and slide upon the parallel ways or rods 5 and 7. The ends of one wire are extended through the eyes of the opposing wire to engage the ways 5 and 7 upon opposite sides of the coat-hanger to that which carries the pendent loop for engaging the trousers or forming the support therefor, said eyes serving as additional guides for steadying and supporting the movements of the divided trousers-hanger. The loop ends of these parts 9 and 10 are bent downward, and the lower end 12 of one is bent into W form and is provided with converging lower sides or loops 13, adapted to hold a button passed into engagement therewith through the wider open ends thereof. The bowed end of the opposing hanger has each of the arms of the loop 14 bent down into V shape for a like purpose of that of the double loop 12, one upon each side, as indicated at 15 15, the depending loops 15 being more widely separated than the loops 13, as shown. In attaching the garments the vest or waistcoat is first placed upon the coat-hanger proper and the coat placed over the same in a manner that will be readily understood. The trousers having been folded in the usual manner, the forward suspender-buttons, which are brought together in such process of folding, are made to engage with the two loops of the W shape of the hanger, while the rear buttons thereof are secured to the opposing loops 15 15 of the opposite pendent loop 14 when the parts of the hanger are adjusted to give the proper tension to the garment and the latter is suspended from its support in the usual manner.

By the construction described a simple and inexpensive hanger is formed, adapted to support an entire suit, with the trousers-supporter

made adjustable in length to adapt it to the size of the garment worn.

Having thus described the invention, what is claimed as new is—

5 1. The herein-described hanger for wearing-apparel, comprising a coat-support made from a single piece of wire bent to form parallel ways, and an adjustable trousers-support formed of two parts or members having
10 arms extended parallel with and engaging said parallel ways, substantially as set forth.

2. The herein-described hanger for wearing-apparel, comprising a coat-support made from a single piece of wire bent to form parallel ways, and an adjustable trousers-support formed of two parts or members each of
15 which is provided with opposite arms or members extended parallel with and engaging said parallel ways and having depending loop portions adapted to engage the buttons of a pair
20 of trousers, substantially as set forth.

3. The herein-described hanger for wearing-apparel, comprising a coat-support made from a single piece of wire bent to form parallel ways, and a trousers-support formed of
25 two parts or members one of which is provided with a depending loop of W form, and the other with two parallel depending loops of V form, each of said members having opposite arms extended parallel with and en-
30

gaging said parallel ways, substantially as set forth.

4. The herein-described hanger for wearing-apparel, comprising a coat-support provided with end loops having parallel ways, and a trousers-support, comprising two members having arms provided with eyes normally in engagement with said ways and also the arms of its opposing member, each of said parts or members being provided with pendant loops adapted to engage the buttons of the trousers, substantially as set forth. 35 40

5. The herein-described hanger for wearing-apparel, comprising a coat-support made from a single piece of wire bent to form end loops having parallel ways, the free ends of said wires being bent at right angles and extended across said loops, a horizontally-bowed wire secured at its ends to the opposite end loops, and a trousers-support having opposite arms in engagement with and adjustable upon said parallel ways, substantially as set forth. 45 50

In testimony whereof I have signed this specification in the presence of two subscribing witnesses.

SOREN C. LARSEN.

Witnesses:

SEGVARD M. LARSEN,
EDWARD D. NEIGHBOUR.