

(No Model.)

W. J. McCAULEY.
GAME APPARATUS.

No. 599,063.

Patented Feb. 15, 1898.

Fig. 1.

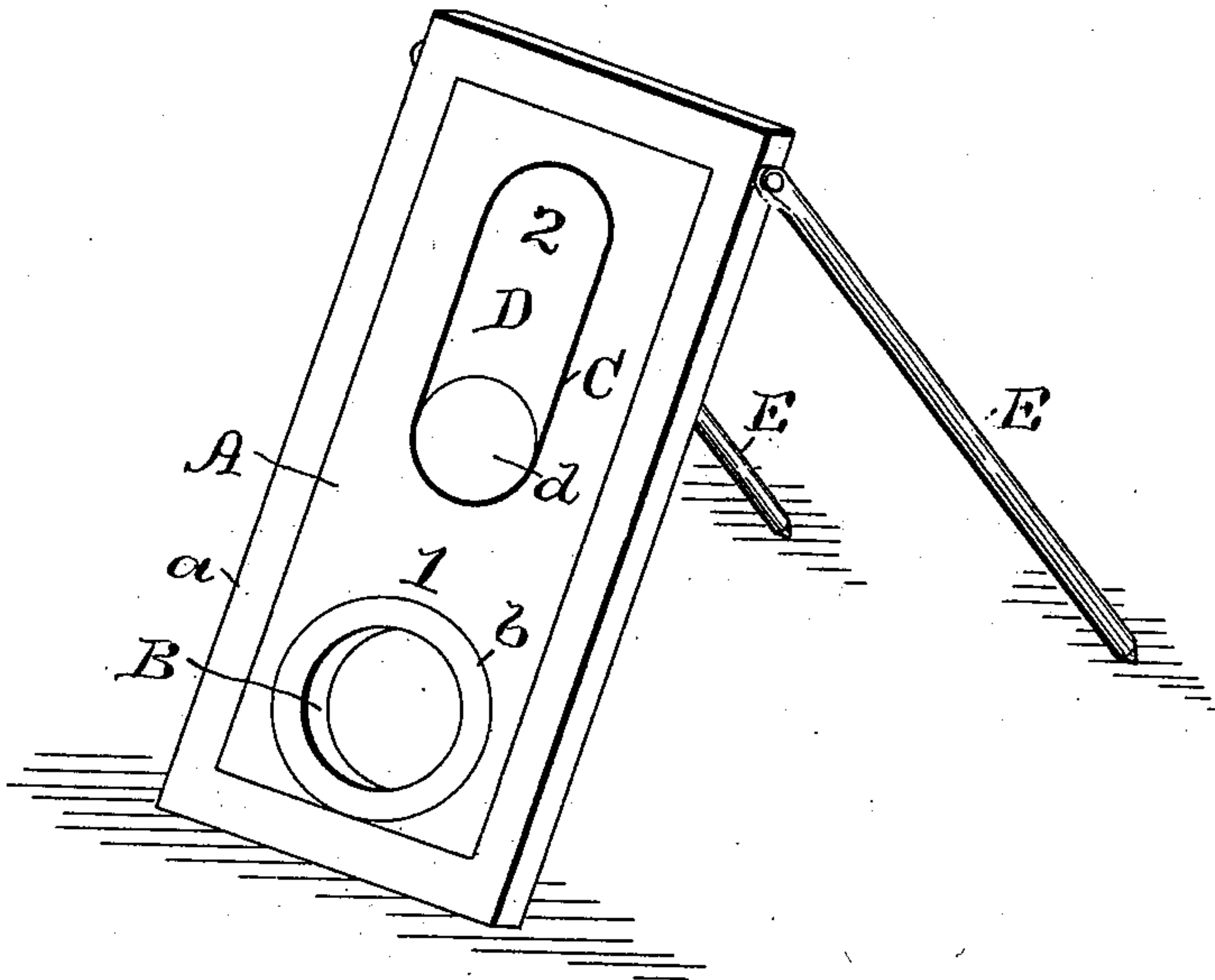


Fig. 2.

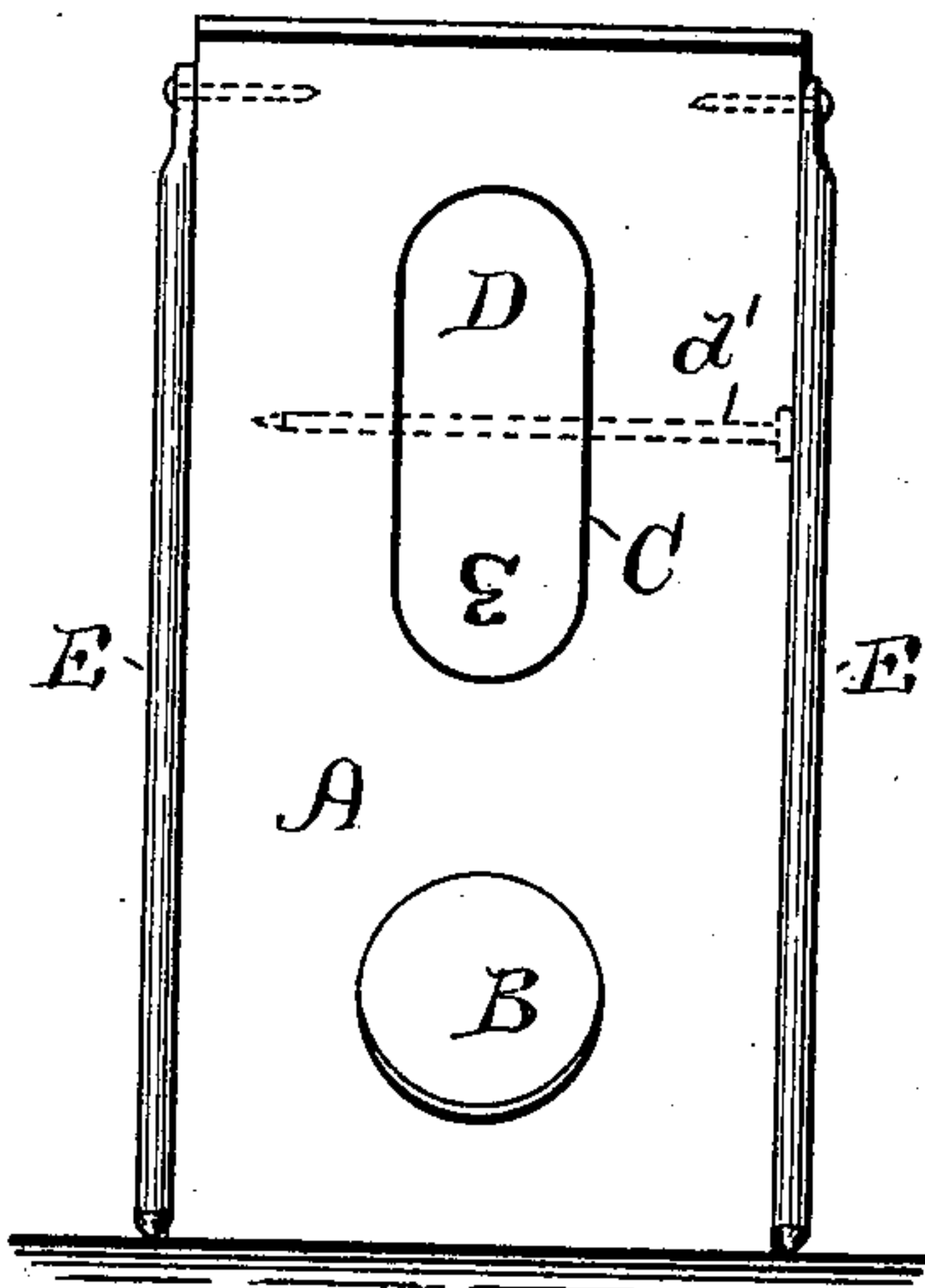
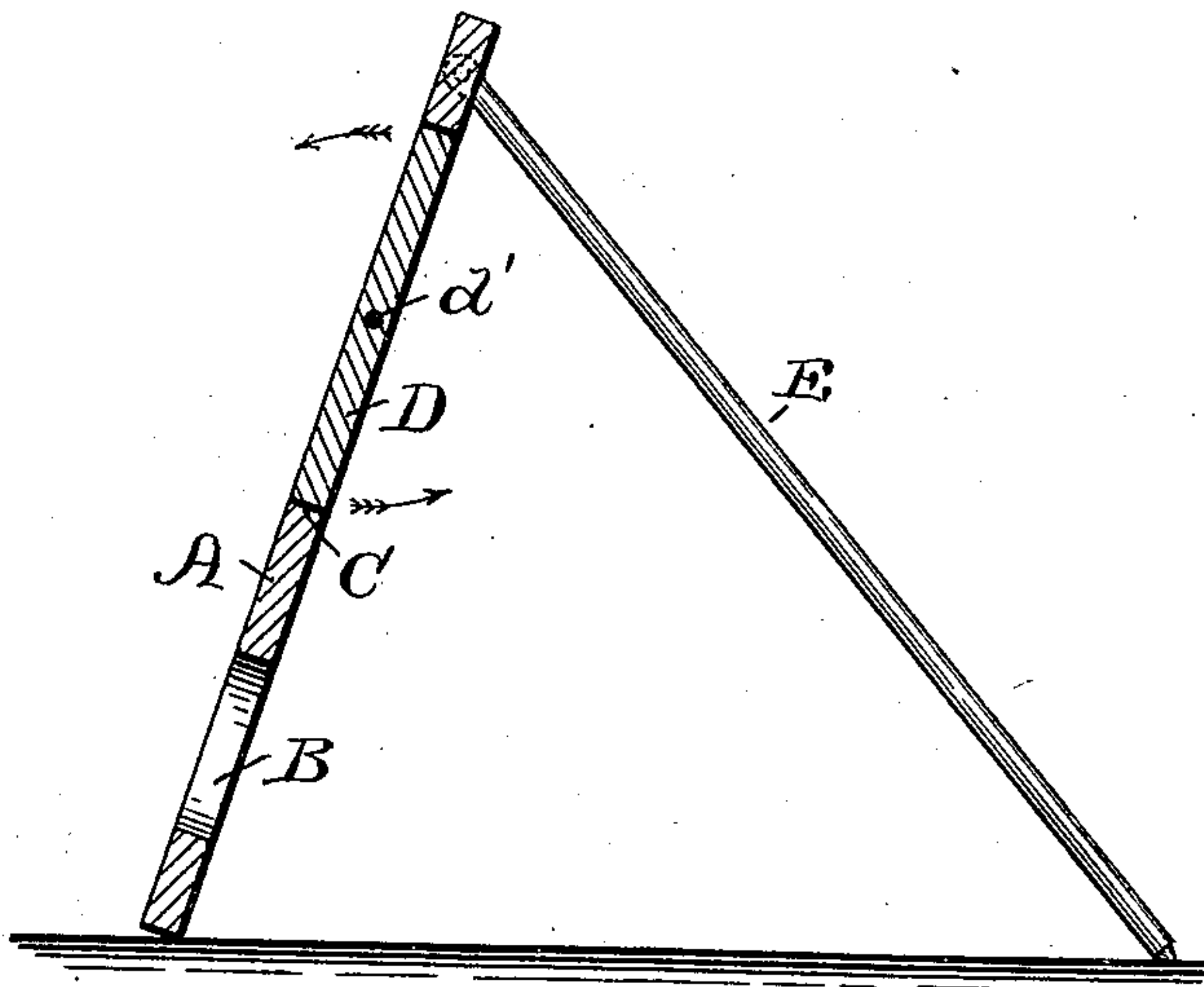


Fig. 3.



WITNESSES:

Wm. F. Bligh.
Chas. H. Luttinger

INVENTOR:

William J. McCauley,
by Joseph A. Miller & Co.,
Attys.

UNITED STATES PATENT OFFICE.

WILLIAM J. McCAULEY, OF PROVIDENCE, RHODE ISLAND.

GAME APPARATUS.

SPECIFICATION forming part of Letters Patent No. 599,063, dated February 15, 1898.

Application filed April 21, 1897. Serial No. 633,177. (No model.)

To all whom it may concern:

Be it known that I, WILLIAM JAMES McCAULEY, of Providence, in the county of Providence and State of Rhode Island, have
5 invented a new and useful Improvement in Game Apparatus; and I hereby declare that the following is a full, clear, and exact description of the same, reference being had to the accompanying drawings, forming part of
10 this specification.

This invention has reference to an improved apparatus for playing an interesting and amusing game at marbles; and it consists in the peculiar and novel construction
15 of the target, as will be more fully set forth hereinafter.

Figure 1 is a perspective view of the target, showing the same supported by the brace-
20 rods. Fig. 2 is a rear view of the target, and Fig. 3 is a sectional view of the same.

In the drawings, A indicates an oblong rectangular plate or plane; *a*, a marginal border; B, a circular hole extending through the body of the plate A; *b*, a marginal border surround-
25 ing the hole B. The oblong opening C, having semicircular ends, is placed near the upper end of the plate A, and in the hole C is placed the oblong shutter D, on the lower end of which is the circular bull's-eye *d*. The
30 shutter C is supported on the pin *d'*, extending transversely through the shutter D and part of the plate A midway between the ends of the shutter, so that the shutter may turn on the pin *d'* as on a pintle. On the upper end
35 of the front of the shutter D a numeral "2" is placed and on the rear of the shutter D a numeral "3," while over the hole B the numeral "1" is placed. These numerals may be changed, replaced by others, or omitted
40 without materially affecting the use of the device.

The rods E E, pointed at their free ends, are secured at their other ends to the upper part of the plate A by a screw or pin, so that the lower end may be swung outward and the
45 rods may serve as braces to support the target.

A game of marbles or ball may be played with the improved target, in which skill and judgment are greatly developed.

The hole B may be made larger than the
50 marble or ball used, and if the player sends the marble or ball through the hole B he gains, say, one point. The oblong opening C may be of less width than the hole B. If the player hits the bull's-eye *d*, he may be credited two
55 points, and if in hitting the bull's-eye the shutter turns around so as to present the numeral "3" the player may be credited three points, while if the player strikes the upper
60 end of the shutter D so that it turns and presents the numeral "3" three points may be deducted. The credits and the losses may be varied to suit the players.

Having thus described my invention, I claim as new and desire to secure by Letters
65 Patent—

In a game apparatus, the combination with the plate A, and the rods E E secured to the upper end of the plate, of the elongated opening C, the shutter D, the pintle *d'* supporting
70 the shutter, the bull's-eye *d* on one end of the shutter, the circular hole B of greater diameter than the width of the elongated opening C, and the marginal borders *a* and *b*; whereby a game of ball, or marbles, may be played, as
75 described.

In witness whereof I have hereunto set my hand.

W. J. McCAULEY.

Witnesses:

JOSEPH A. MILLER,
JOSEPH A. MILLER, Jr.