

(No Model.)

T. R. WEIDEMANN.
POCKET BOOK.

No. 598,881.

Patented Feb. 8, 1898.

Fig: 1.

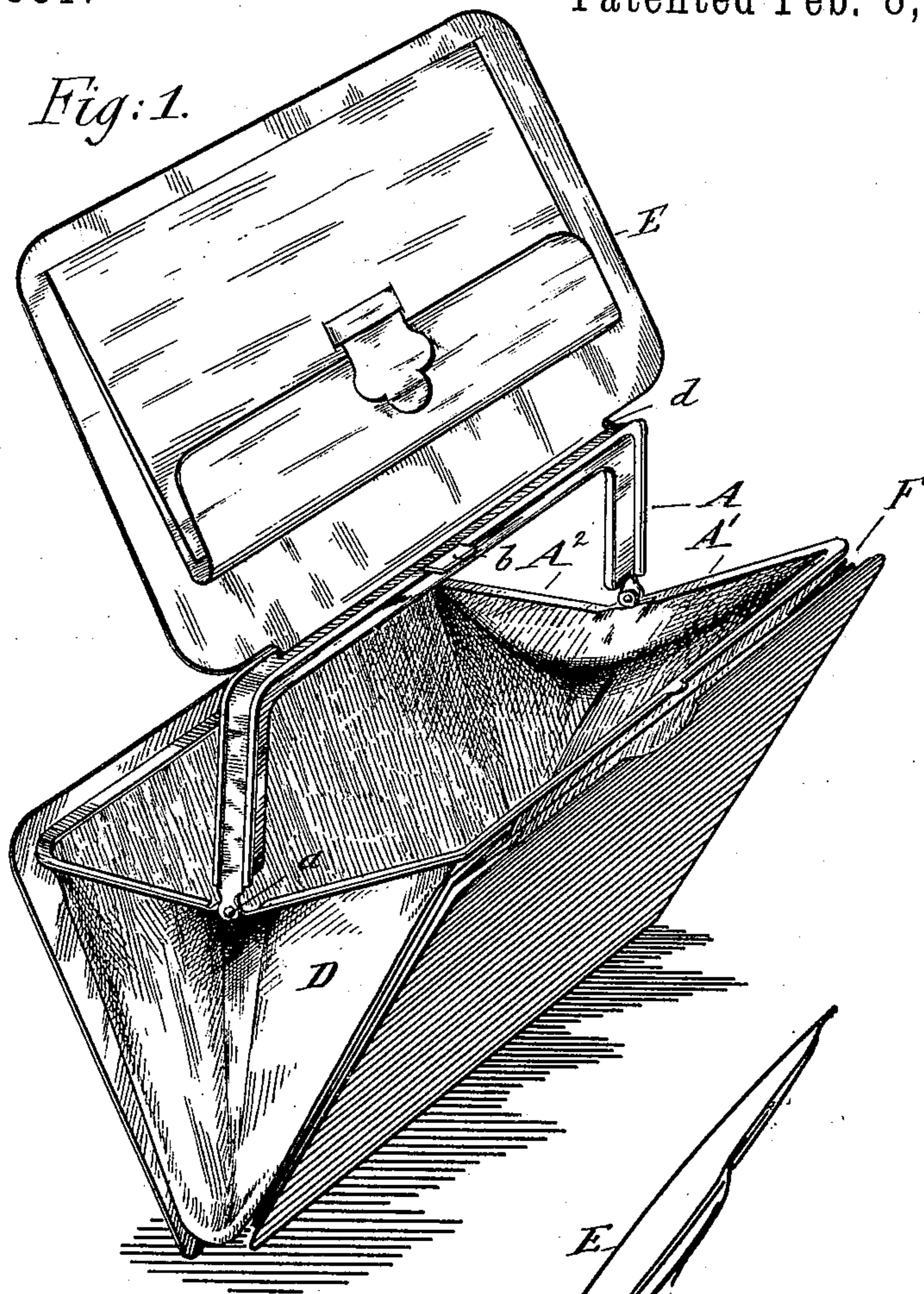


Fig: 2.

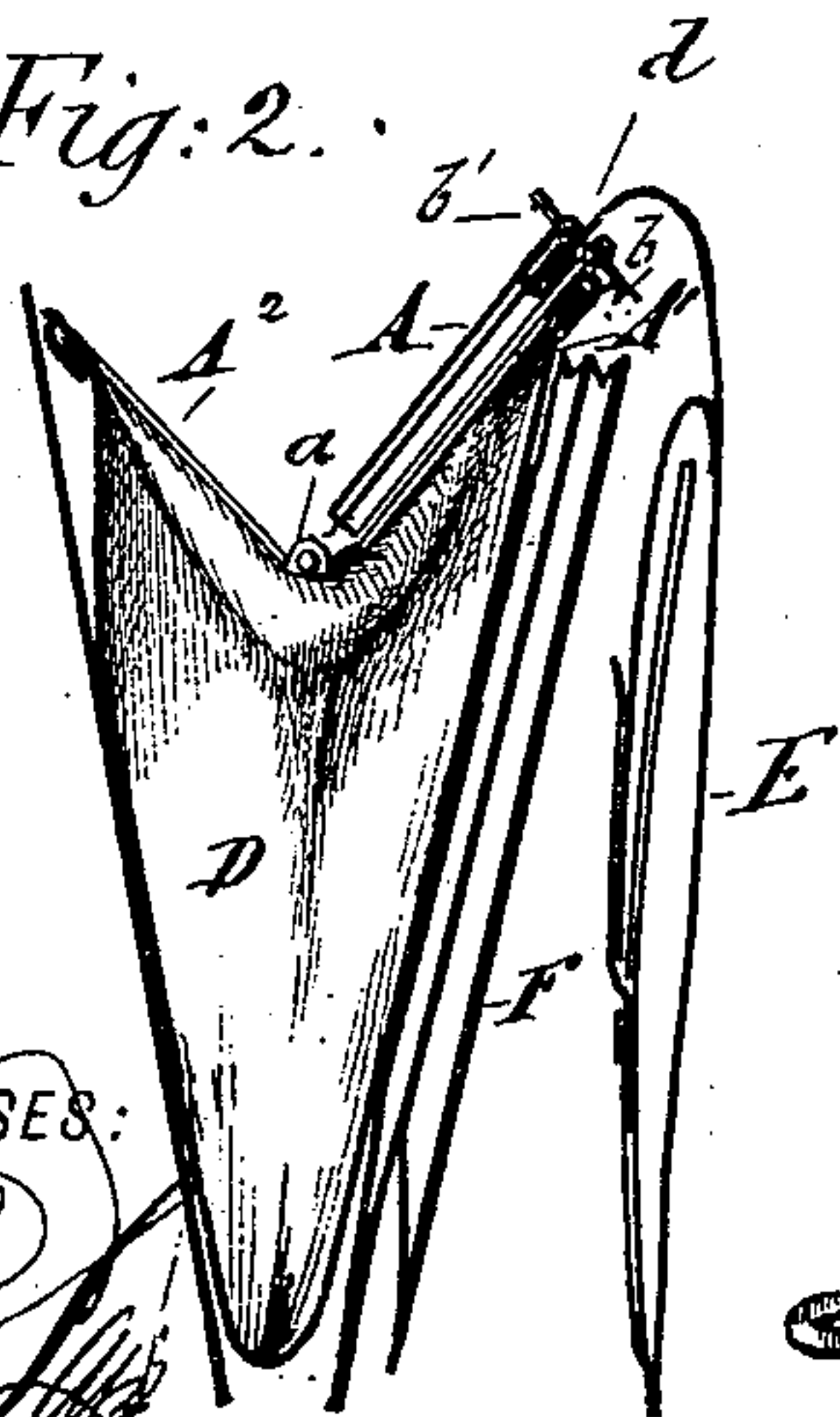


Fig: 3.

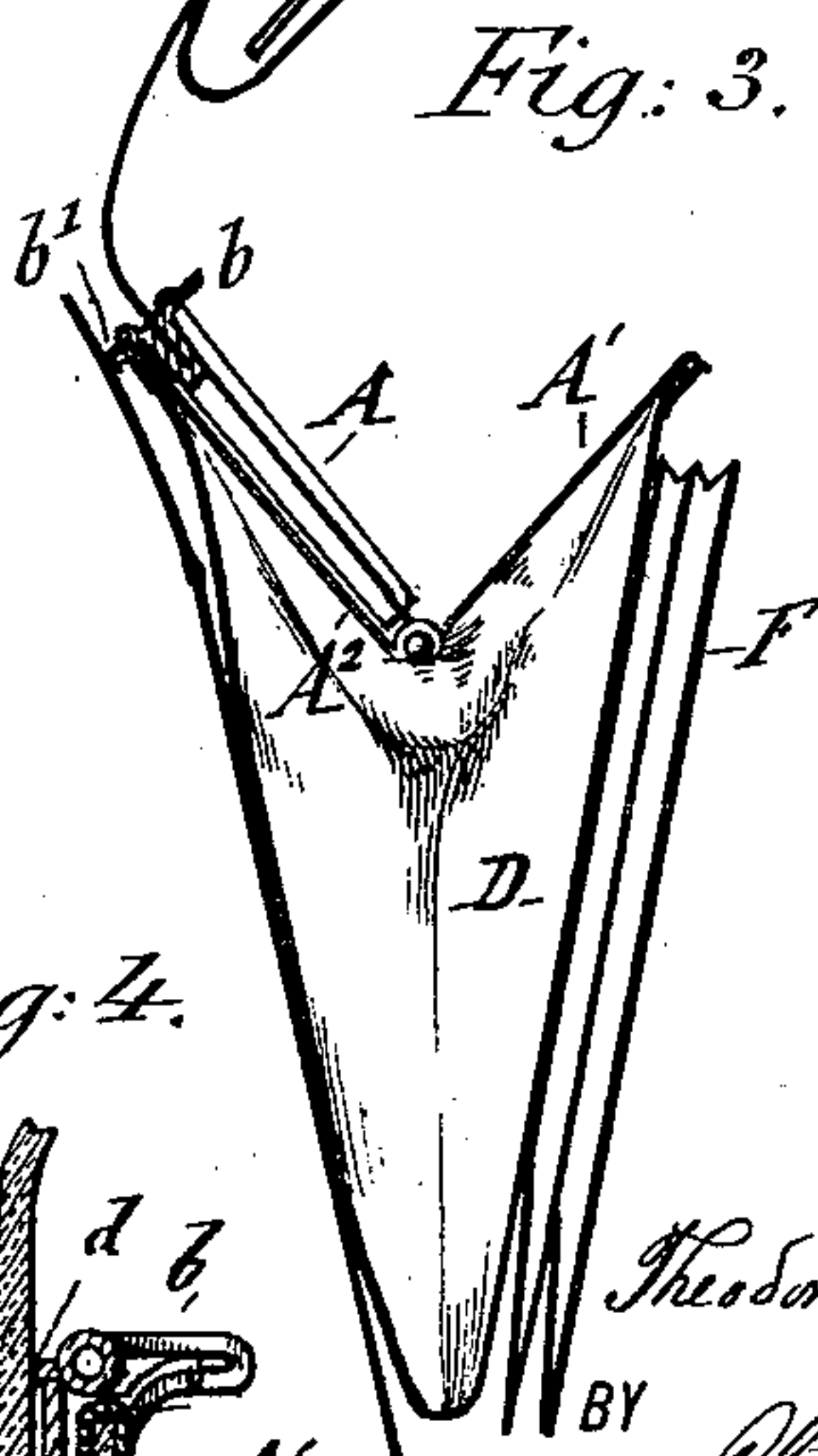
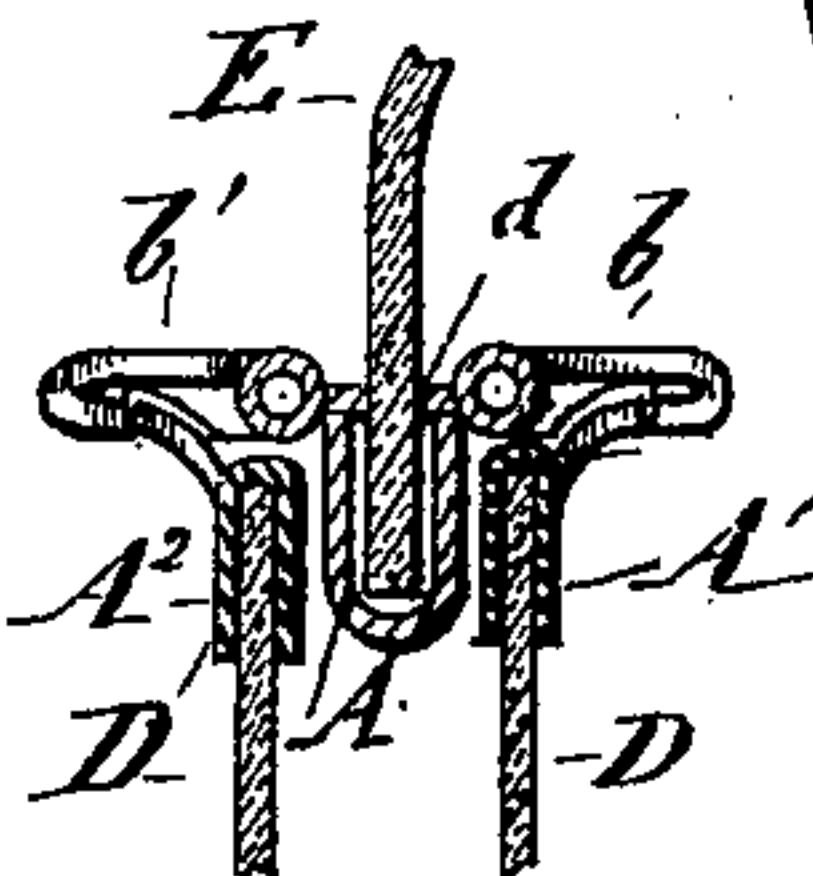


Fig: 4.



WITNESSES:

David Gordon

INVENTOR

Theodore R. Weidemann

BY

Charles Kay

ATTORNEY.

UNITED STATES PATENT OFFICE.

THEODORE R. WEIDEMANN, OF WEST HOBOKEN, NEW JERSEY, ASSIGNOR
TO EMILIA WEIDEMANN, OF SAME PLACE.

POCKET-BOOK.

SPECIFICATION forming part of Letters Patent No. 598,881, dated February 8, 1898.

Application filed September 22, 1896. Renewed September 14, 1897. Serial No. 651,700. (No model.)

To all whom it may concern:

Be it known that I, THEODORE R. WEIDEMANN, a citizen of the United States, and a resident of West Hoboken, in the county of Hudson and State of New Jersey, have invented a certain new and useful Improvement in Pocket-Books, of which the following is a specification.

My invention relates to improvements in pocket-books of that class in which a frame of three sections is used; and it consists of a pocket-book having the middle section of its frame provided on its top with a longitudinal slit in which a flap is held to overlap one of the outer frame-sections.

My improved pocket-book is illustrated in the accompanying drawings, in which—

Figure 1 is a perspective view, and Fig. 2 a front view, of the same; Fig. 3, a vertical section, and Fig. 4 a partial section, of the frame on enlarged scale.

Similar letters of reference indicate corresponding parts.

Referring to the drawings, A is the middle section, and A' and A² are the side sections, of the pocket-book frame, which are hinged together at *a* in the usual manner. The middle section has on its top portion two lateral locking devices *b b'*, one for the respective side section. The locking devices may be of any approved construction. To the side sections the outer portions of a pocket D are attached, which pocket, when the side sections are engaged by the locking devices of the middle sections, can be opened from any side. The top of the middle section has a longitudinal slit *d*, into which the covering-flap E is inserted and reliably held therein by pressing the slit edges of the said top portion closely together or by applying traversing rivets or any other suitable means. To the outside of the pocket D, held by the section A', one or more additional pockets F are attached, the openings of which are covered by the covering-flap E, overlapping the said additional pockets. If desired, the end portion of the covering-flap and the outside face of the outer

pocket F may be provided with locking devices, by means of which the pockets F can be locked. Such locking device is not shown in the drawings, as appliances for that purpose are well known in pocket-books.

In the pocket-books containing more than one pocket now in use the covering-flap must be swung back and all pockets displayed to get access to the contents of one of the pockets. In my improved pocket-book the pocket E, which may be destined for small change and fare-tickets, can be opened from outside without removing the covering-flap and displaying the additional pockets F, which may be reserved for bills, visiting-cards, and other articles, which is very convenient in street-cars, on ferries, and other places where a quick supply with small change or tickets is desired.

Having thus described my invention, I claim as new and desire to secure by Letters Patent—

1. In a pocket-book, the combination, with a pocket, of a frame consisting of two side sections attached to the edges of the pocket, and of a middle section pivoted to the side sections and having on its top a longitudinal slit, and a flap held in the slit of the middle section, substantially as set forth.

2. In a pocket-book, the combination, with a pocket, of a frame consisting of two side sections attached to the edges of the pocket and of a middle section pivoted to the side sections and being on its top provided with a longitudinal slit and locking devices to engage the side sections, and a flap inserted into the slit of the middle section and held therein by suitable fastening devices, substantially as set forth.

Signed at New York, in the county and State of New York, this 3d day of September, A. D. 1896.

THEODORE R. WEIDEMANN.

Witnesses:

CHAS. KARP,
DAVID GORDON.