

(No Model.)

H. W. HARRIS.
BOUQUET HOLDER.

No. 598,780.

Patented Feb. 8, 1898.

Fig. 1.




Fig. 2.

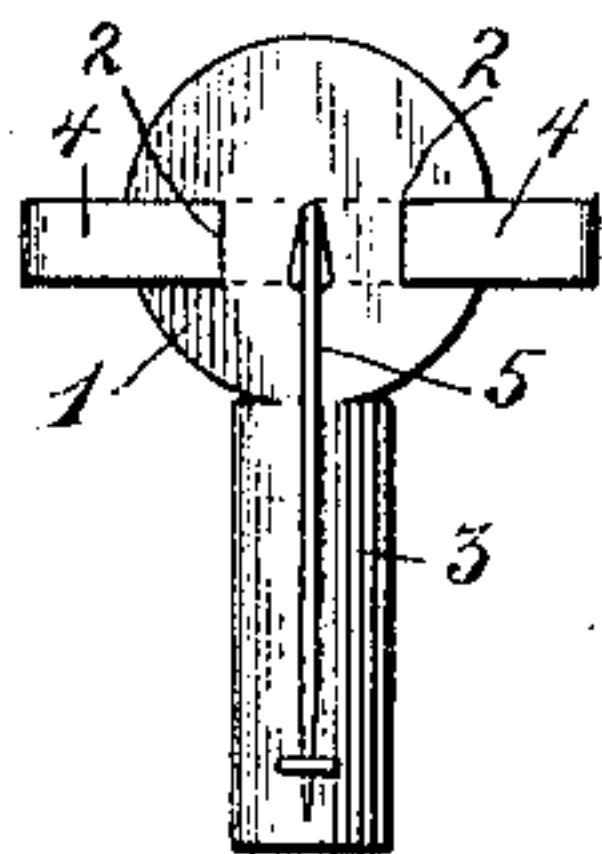


Fig. 3.

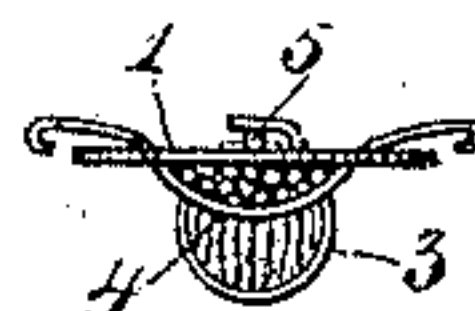


Fig. 4.



Witnesses

L. D. Heinrichs
Victor J. Evans

Inventor

Hile W. Harris

By John Wedderburn
Attorney

UNITED STATES PATENT OFFICE.

HILE W. HARRIS, OF BRECKSVILLE, OHIO.

BOUQUET-HOLDER.

SPECIFICATION forming part of Letters Patent No. 598,780, dated February 8, 1898.

Application filed June 25, 1897. Serial No. 642,254. (No model.)

To all whom it may concern:

Be it known that I, HILE W. HARRIS, of Brecksville, in the county of Cuyahoga and State of Ohio, have invented certain new and
5 useful Improvements in Bouquet-Holders; and I do hereby declare the following to be a full, clear, and exact description of the invention, such as will enable others skilled in the art to which it appertains to make and
10 use the same.

My invention relates to bouquet-holders; and its object is to provide an improved form of bouquet-holder that will be efficient for the purpose indicated.

15 My invention consists of certain novel features of construction and combinations of parts hereinafter fully described and claimed.

In the accompanying drawings, Figure 1 is a perspective view showing the application
20 of my invention. Fig. 2 is a rear view thereof. Fig. 3 is a top plan view thereof, showing the stems of the flowers held therein; and Fig. 4 is a similar view with the flowers removed.

The numeral 1 indicates the body portion
25 of my device, which is provided with a pair of parallel slits 2 at either side thereof. A tubiform projection 3 extends downward therefrom. A thin spring 4 is held upon said body portion, sliding through said slits. A
30 suitable pin 5 is held upon the back of said body portion and serves to attach my device to the dress of the wearer.

In use the ends of the spring are pressed
35 between the fingers, which causes the same to loop up on the front of the body portion. The stems of the flowers are then placed there-through, extending downward into a tubular projection. The spring is then released and the flowers are held firmly therein by the re-
40 siliency thereof.

It is obvious that this device may be either plain or ornamental, as desired, and may be manufactured very cheap or of costly material, according to the taste and wishes of the
45 purchaser.

It is obvious that changes may be made in the form of my device without departing from the principles thereof. I do not therefore
50 desire to confine myself to the exact construction herein shown and described, but wish to include all such as properly come within the scope of my invention. For instance, a wire spring 4 may be substituted for the flat strip shown, in which case the slits 2 would be
55 changed to round openings; also, it is clear

that instead of having both ends of the strip or spring 4 extend loosely through the body portion 1 one end might be rigidly attached to the latter. These changes or modifications being apparent are to be regarded as falling
60 within the scope of my invention.

Having thus described my invention, what I claim as new, and desire to secure by Letters Patent, is—

1. A bouquet-holder comprising a body por-
65 tion provided with means for attaching it to the dress, and a resilient non-extensible clamping-strip extending transversely thereof and passing loosely therethrough.

2. A bouquet-holder comprising a body por-
70 tion provided with means for attaching it to the dress, and provided with slots, and a resilient non-extensible clamping-strip extending through said slots and having one of its
75 ends free.

3. A bouquet-holder comprising a body por-
tion provided with means for attaching it to the dress, and provided with slots, and a re-
80 siliant non-extensible clamping-strip extending through said slots and having both of its ends free and extending beyond the edge of said body portion, as and for the purpose set forth.

4. In a bouquet-holder, the combination
85 with a flattened body portion provided with slits therein, of a spring held upon said body portion and passing through said slits whereby the middle portion of the spring is looped
90 up over said body portion when the ends thereof are pushed together, and means for securing said body portion upon an article of wear-
95 ing-apparel, substantially as described.

5. In a bouquet-holder, the combination
with a body portion having slits therein, of a
spring passing through said slits in such man-
95 ner that when the ends are pushed together the middle portion of the spring is looped over said body portion, a downwardly-extending tubiform projection upon said body por-
100 tion, and means for securing said bouquet-holder to any desired article of wearing-ap-
parel, substantially as described.

In testimony whereof I have signed this specification in the presence of two subscrib-
ing witnesses.

HILE W. HARRIS.

Witnesses:

C. H. DUNBAR,
EFFIE KONTZ.