

(No Model.)

R. A. WADE.
SHADE FOR HANDLES OF BICYCLES.

No. 598,546.

Patented Feb. 8, 1898.

FIG. 1.

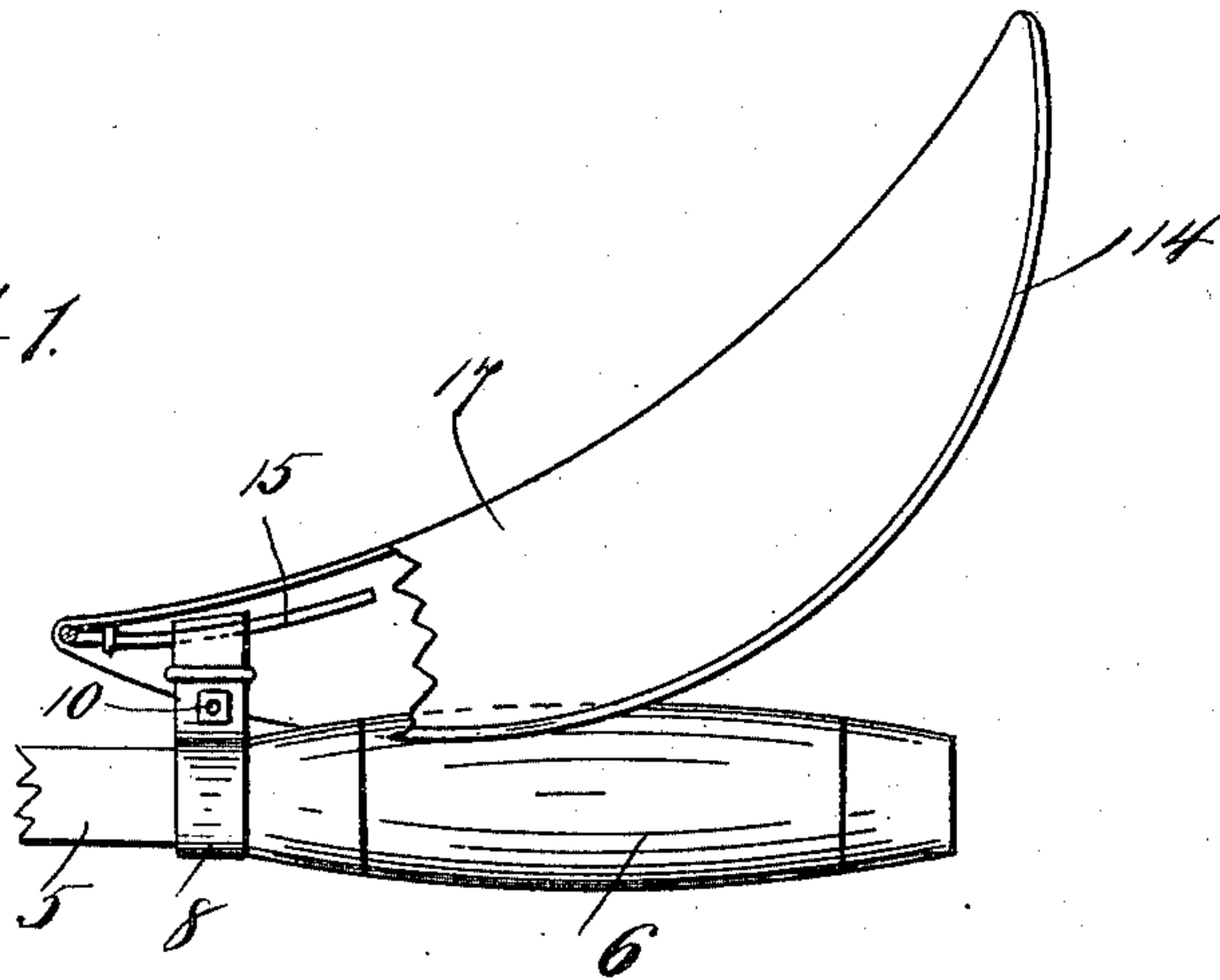


FIG. 2.

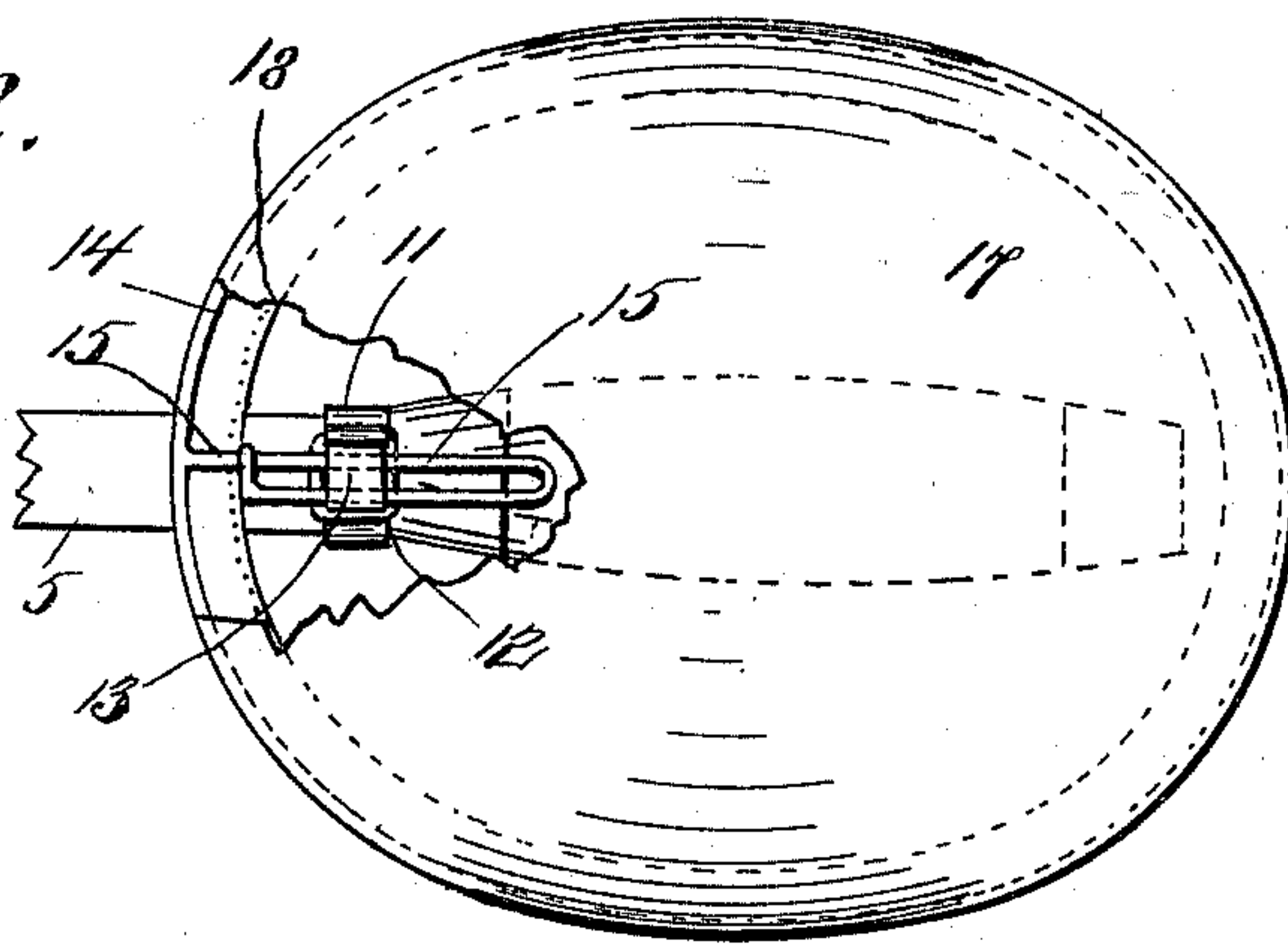
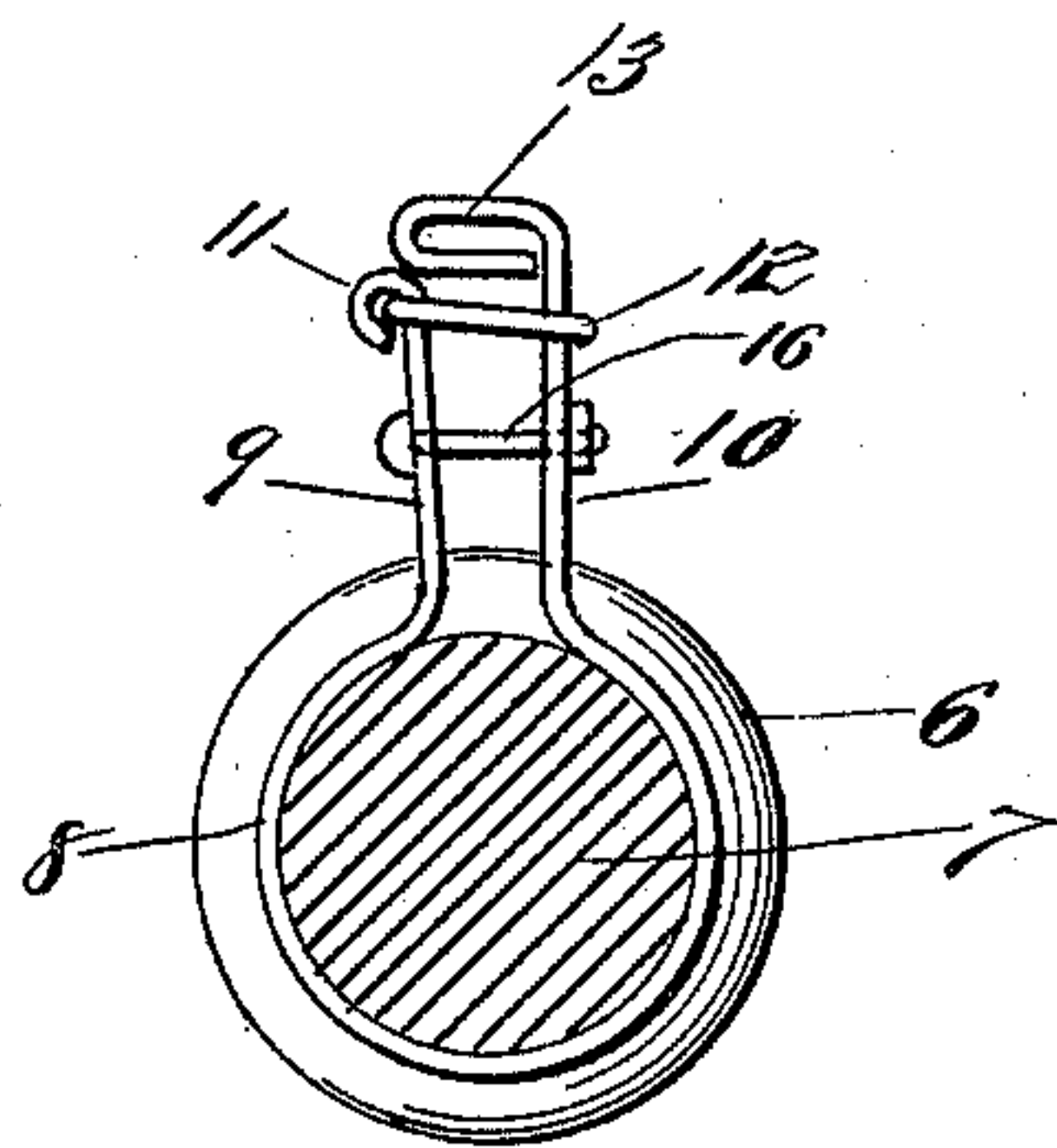


FIG. 3.



WITNESSES:

J. M. Landon Jr.
C. Gerst

INVENTOR

Richard A. Wade

BY

Edgar Tate & Co
ATTORNEYS.

UNITED STATES PATENT OFFICE.

RICHARD AUGUSTUS WADE, OF BROOKLYN, NEW YORK.

SHADE FOR HANDLES OF BICYCLES.

SPECIFICATION forming part of Letters Patent No. 598,546, dated February 8, 1898.

Application filed June 2, 1897. Serial No. 639,181. (No model.)

To all whom it may concern:

Be it known that I, RICHARD AUGUSTUS WADE, a citizen of the United States, residing at Brooklyn, in the county of Kings and State of New York, have invented certain new and useful Improvements in Shades for the Handles of Bicycles and Similar Vehicles, of which the following is a full and complete specification, such as will enable those skilled in the art to which it appertains to make and use the same.

This invention relates to shades for the handles of bicycles and similar vehicles; and the object thereof is to provide an improved device of this class which is adapted to be connected with or disconnected from the handle of a bicycle or similar vehicle and which is intended to prevent the rays of the sun from falling upon the hands.

The invention is fully disclosed in the following specification, of which the accompanying drawings form a part, in which—

Figure 1 is a side view of my improved hand-shade, part of the shade being broken away to better show the means by which it is connected with the handle of the vehicle; Fig. 2, a plan view with part of the shade broken away; and Fig. 3, a sectional end view of the handle-bar, showing the support for the shade.

In the drawings forming part of this specification the separate parts of my improvement are designated by the same numerals of reference in each of the views, and in said drawings I have shown at 5 a part of the handle-bar of a bicycle or similar vehicle and at 6 one of the handles, and in the practice of my invention the handles 6 are each provided with a short cylindrical extension 7; and I also provide a support for my improved shade, which consists of a spring ring or band 8, which is passed around the handle-bar adjacent to the inner end of the handle, and said spring ring or band is provided with two upwardly-directed spring-arms 9 and 10, one of which is provided with a ring or eye 11, through which passes a link 12, and the other arm is passed through said link and curved in the direction of the eye 11, so as to form a flat loop 13.

My improved shade consists of a frame 14, which is composed of spring-wire bent, preferably, into an elliptical form and the sides thereof being directed downwardly, as shown in Figs. 1 and 2, and formed on or secured to one end of said frame is an inwardly-directed spring-arm 15, which is composed of a loop formed integrally with or secured to the frame 14, and this loop is in practice passed through the flat loop 13 of the holder, as clearly shown in Figs. 1 and 2, and when the frame of the shade is connected with the holder in this manner the shade projects longitudinally of the handle and is supported at a short distance above the same, and the spring-arms 9 and 10 of the ring or band 8 are also connected by a pin or bolt 16.

The frame of the shade is provided with a covering 17, preferably of textile material, but said covering may be composed of leather, if desired, and is connected with said frame by being stitched around the same, as shown at 18, or in any other desired manner.

My improvement is well adapted to accomplish the object for which it is intended, and it will be understood that in practice one of these shades is provided for each handle, and it will also be apparent that changes in and modifications of the construction herein described may be made without departing from the spirit of my invention or sacrificing its advantages.

Having fully described my invention, I claim as new and desire to secure by Letters Patent—

The herein-described shade for the handle of a bicycle comprising a support consisting of a spring ring or band 8, adapted to pass around the handle-bar adjacent to the inner end of the handle and provided with two upwardly-directed spring-arms 9 and 10 one of which is provided with a ring or eye 11, a link 12 being passed therethrough and the other arm being passed through said link and curved in the direction of said eye 11, thereby forming a flat loop 13; a shade consisting of a frame 14 composed of spring-wire bent centrally into an elliptical form and the sides thereof being directed downwardly, an inwardly-directed spring-arm 15, secured to one

end of said frame and consisting of a loop
adapted to pass through the said flat loop 13
of the holder, said spring-arms 9 and 10 being
also connected by a pin or bolt 16, and a cover-
5 ing 17 mounted upon said frame, substan-
tially as and for the purpose described.

In testimony that I claim the foregoing as

my invention I have signed my name, in pres-
ence of the subscribing witnesses, this 27th
day of May, 1897.

RICHARD AUGUSTUS WADE.

Witnesses:

C. GERST,

A. C. VAN BLARCOM.