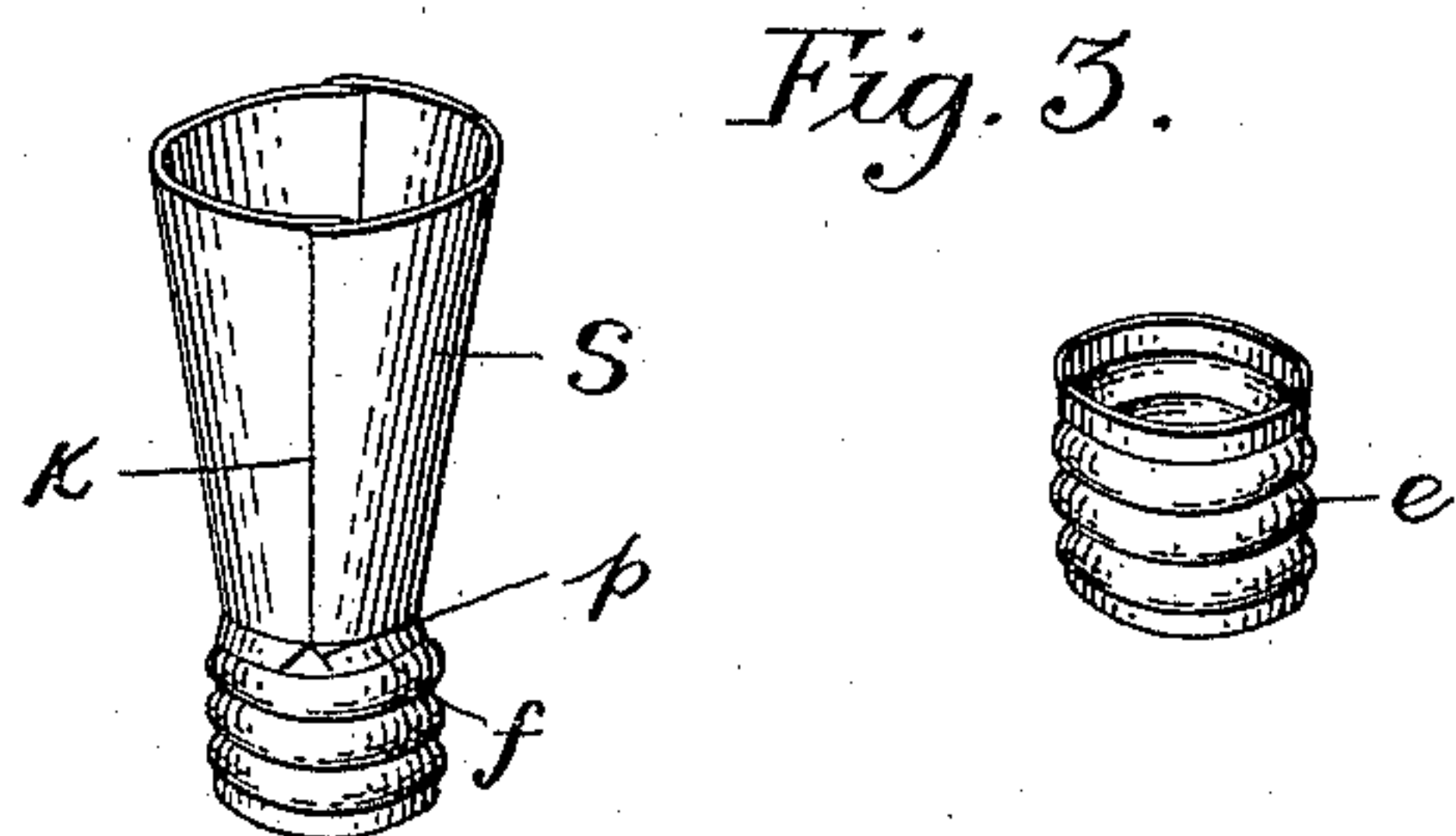
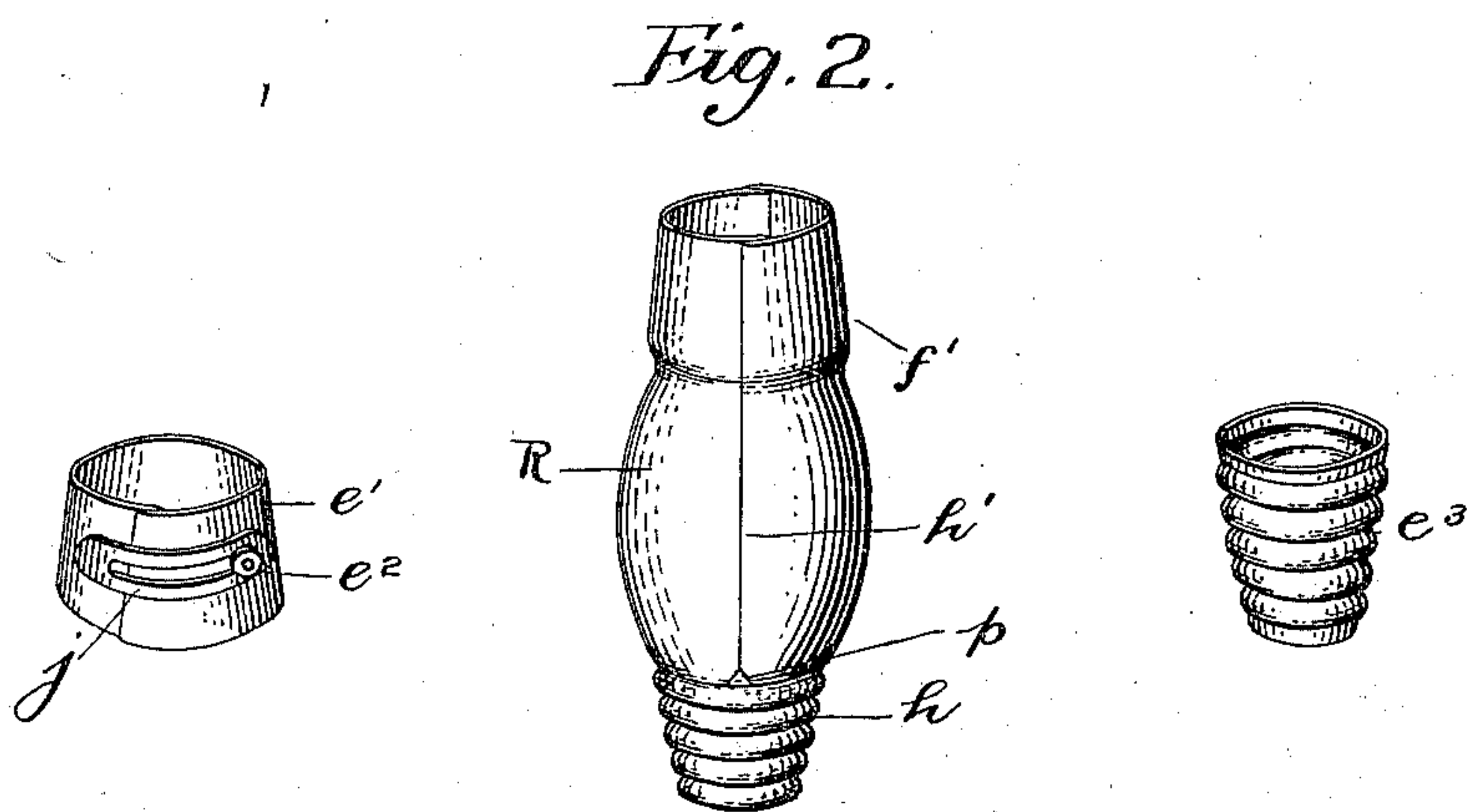
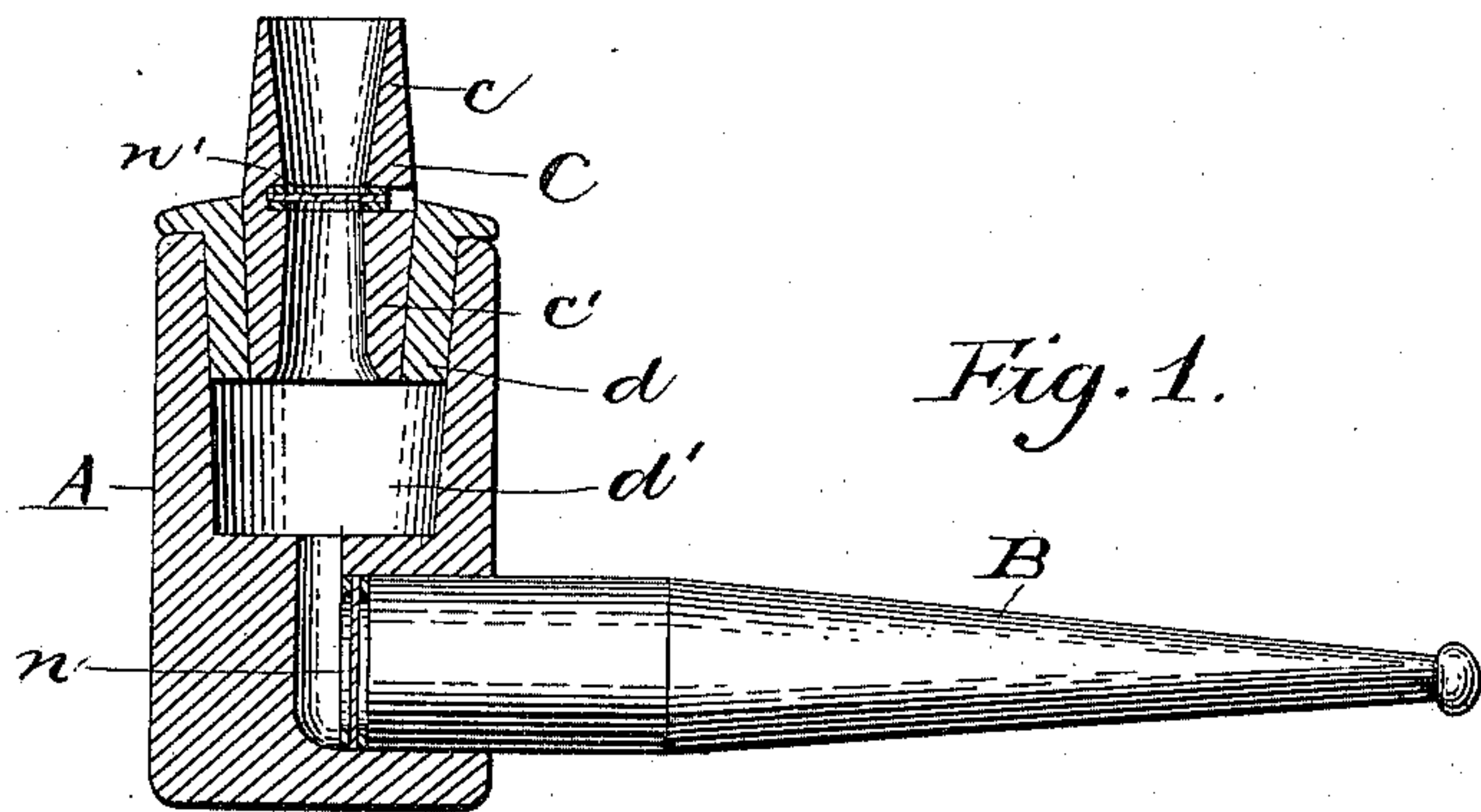


(No Model.)

A. SEIDENSPINER.
COMBINED TOBACCO PIPE AND CIGAR OR CIGARETTE HOLDER.
No. 598,350.

Patented Feb. 1, 1898.



Witnesses

Albert B. Blackwood.
J. M. H. Jones

Inventor

Alais Seidenspiner
By John A. Seil,
Attorney.

UNITED STATES PATENT OFFICE.

ALOIS SEIDENSPINER, OF BROOKLYN, NEW YORK.

COMBINED TOBACCO-PIPE AND CIGAR OR CIGARETTE HOLDER.

SPECIFICATION forming part of Letters Patent No. 598,350, dated February 1, 1898.

Application filed June 16, 1897. Serial No. 641,043. (No model.)

To all whom it may concern:

Be it known that I, ALOIS SEIDENSPINER, a citizen of the United States, residing at Brooklyn, in the county of Kings and State of New York, have invented certain new and useful Improvements in a Combined Tobacco-Pipe and Cigar or Cigarette Holder; and I do hereby declare the following to be a full, clear, and exact description of the invention, such as will enable others skilled in the art to which it appertains to make and use the same.

My invention relates to improvements in combined tobacco-pipe and cigar or cigarette holders, and comprises, in connection with said combination, means for employing the same for medicinal purposes.

The objects of the invention are to so construct the same that not only may such device be used for medicinal purposes, but a cigar or cigarette may be used independently of or in conjunction with the same as a pipe. A snuffer or cap is also provided to be placed upon an end of the cigar or cigarette when the same is temporarily laid aside, so that there is no danger of catching fire to any article or material against which it may be placed.

With these and other objects in view my invention consists in the construction, arrangement, and combination of parts and in the various details thereof, as will be first fully pointed out in the specification and then claimed.

In the accompanying drawings, forming a part of this specification and in which like symbols of reference represent corresponding parts in the several views, Figure 1 is a vertical sectional view of my invention; Fig. 2, a view of snuffer or cap to be used with a pipe, and Fig. 3 a view of snuffer or cap for cigar or cigarette.

A represents the bowl of the device; B, the stem thereof; C, the reversible tube for use as a cigar or cigarette holder; *d*, a collar fitting between the pipe-bowl and the tube C, and *n'* metallic rings between which is clamped or otherwise fastened an asbestos lining. *n* also represents a similar disk to *n'*, also having an asbestos center.

c represents the cigar portion of the tube, and *c'* the cigarette portion thereof, as will

be apparent from the relative size of the same, it being only necessary to reverse the tube when a change is desired.

The disk *n'* may be inserted through a perforation in the side of the tube C, as shown, or any other means may be employed to place or retain the same in position. An asbestos disk *n*, as will be observed, is placed at the rear of the stem B, the removal of the stem being only necessary when the same may be withdrawn, medicated, and replaced. The stem B can also be removed from the pipe and used as a cigar or cigarette holder; being formed large for that purpose, and the disk is preferably placed in a vertical position, as shown.

Of course the medicaments to be used will be in accordance with the ailment to be treated—such as catarrh, asthma, &c.—the asbestos being impregnated with the same, while at the same time the nicotine will be arrested and absorbed by the asbestos.

In Fig. 2 I have shown a snuffer or cap to be placed upon a pipe when laid aside or to be used as a cap or snuffer, the same having longitudinal slits *h'* at diametrically opposite sides of the same and diagonal slits *p'*, so as to give a springy action to the device. At the outer end of the snuffer is shown a screw *h*, struck up on the same, and a cap *e*³ to be screwed thereon, the purpose of the same being to compress the part R of the snuffer. A spring-ring *e'* is shown to be placed on the inner end *f'* to clamp or compress said end when the same is placed upon the pipe. This ring *e'* has a slotted plate *j* and a thumb-piece or screw *e*² for clamping and holding the ring after compression of the same.

In Fig. 3 the snuffer therein shown is intended to be placed upon a cigar or cigarette, the same having similar slits *k* to those shown in the snuffer represented in Fig. 2 and a similar screw formed on the outer closed portion, upon which a cap *e* is to be screwed.

The operation of the device will be apparent from the foregoing description, it being capable of use simply as a pipe, as a cigar or cigarette holder, or if for an inveterate smoker he may use the cigar or cigarette at the same time as the pipe, so as to get a good strong smoke.

Having now fully described my invention, what I claim as new, and desire to secure by Letters Patent, is—

1. The combination with a pipe, having the
5 lower portion of the bowl formed solid, with
the exception of the smoke-passage commu-
nicating with the stem, so that the material
is held out of proximity to said stem, a collar
adapted to fit in the mouth of said bowl, a re-
10 versible sectional tube adapted to fit in the
collar, said tube having its internal end por-
tions of different diameters so that it may be
used either as a cigar or cigarette holder,
there being an internal peripheral groove
15 formed in the sectional tube, a perforation in
the wall of the tube leading to the internal
groove, and a disk adapted to be inserted in
and withdrawn from said perforation.

2. The combination in a snuffer having
20 longitudinal slits at either side thereof so as

to give a springy action to the same, and
formed with screw-threads on its outer end,
of a screw-cap adapted to be placed upon and
engage with said screw-threads to compress
the device. 25

3. The combination in a snuffer having
longitudinal slits at either side thereof so as
to give a springy action to the same, and
formed with screw-threads on its outer end,
of a screw-cap adapted to be placed upon and 30
engage with said screw-threads to compress
the device, and a clamping-ring adapted to
be placed upon the inner end of the same to
clamp it upon the article.

In testimony whereof I affix my signature 35
in the presence of two witnesses.

ALOIS SEIDENSPINER.

Witnesses:

GEORGE GRAMPP,
FREDRICK TRAST.