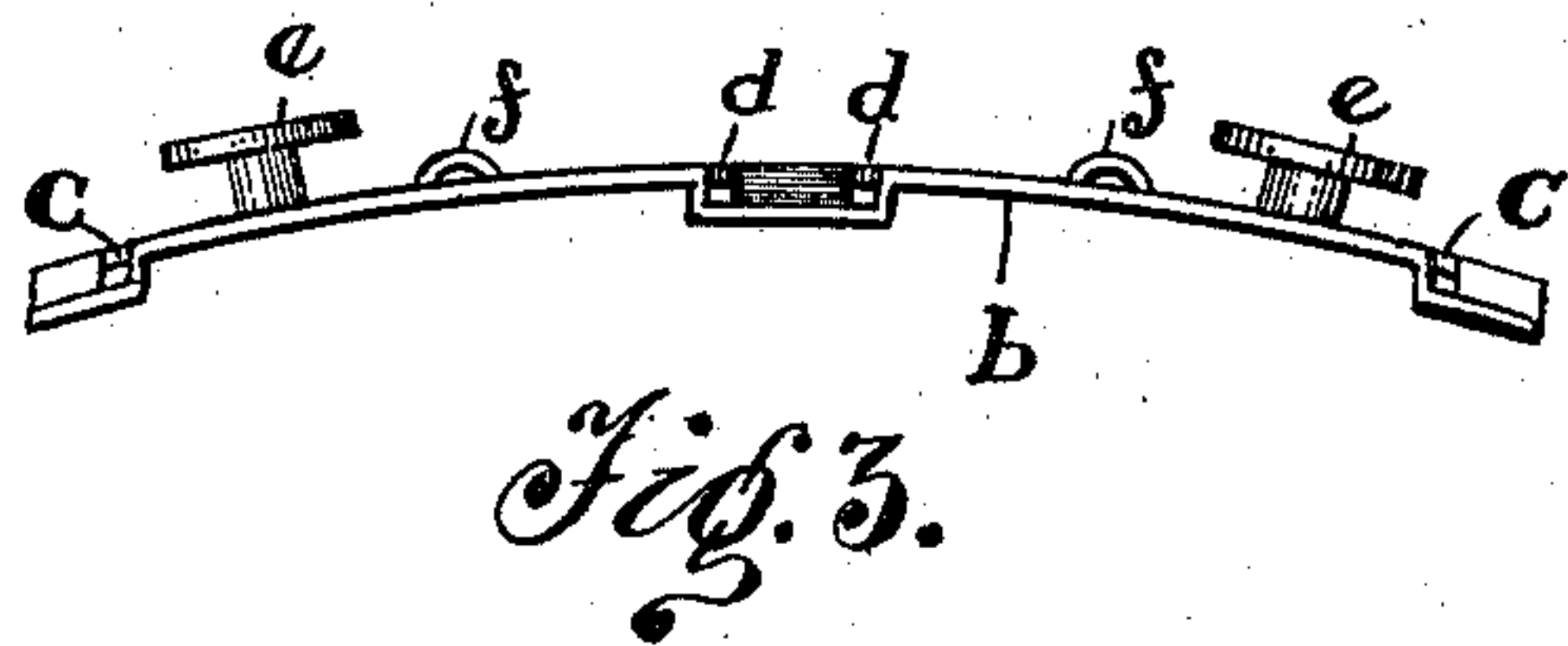
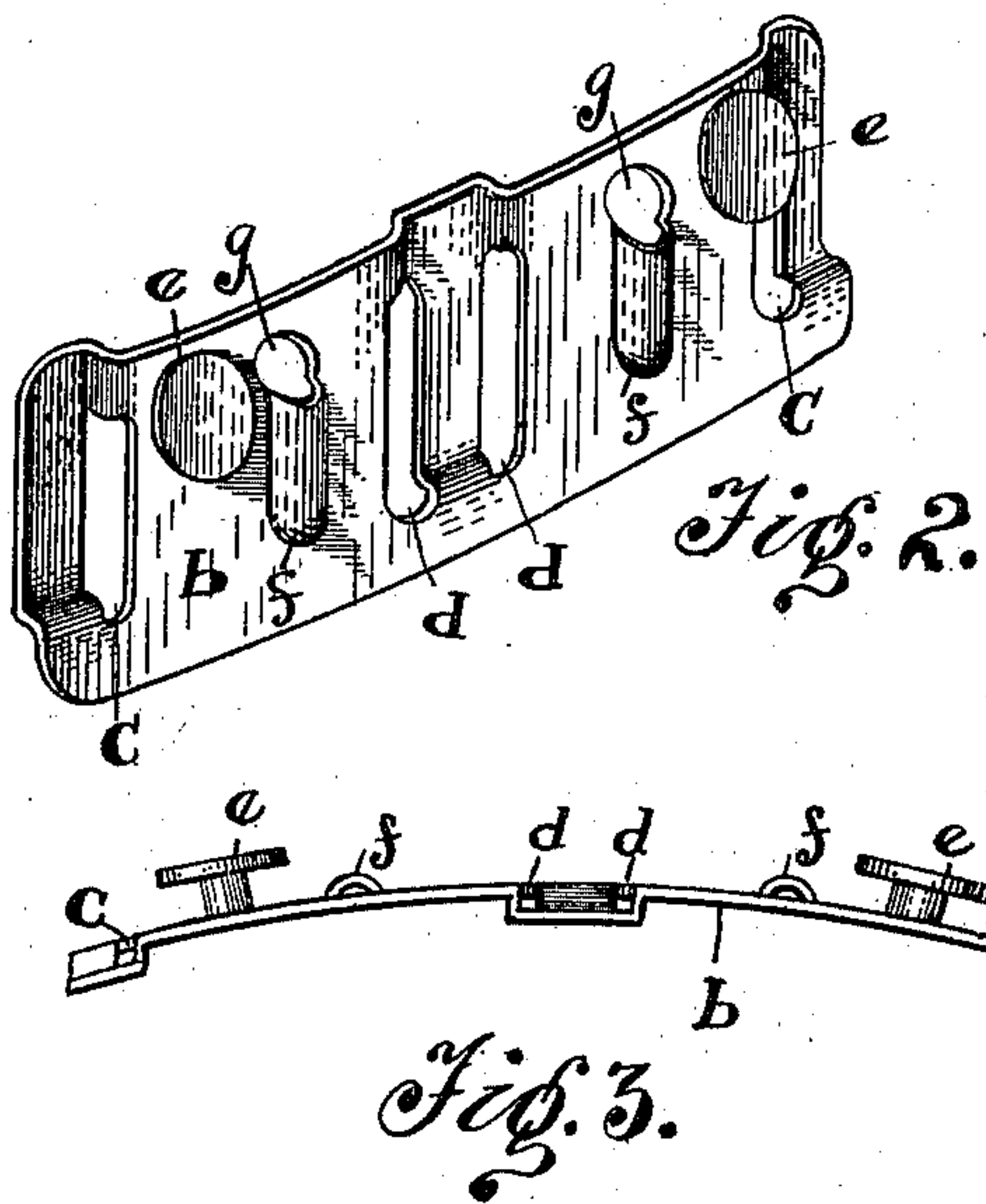
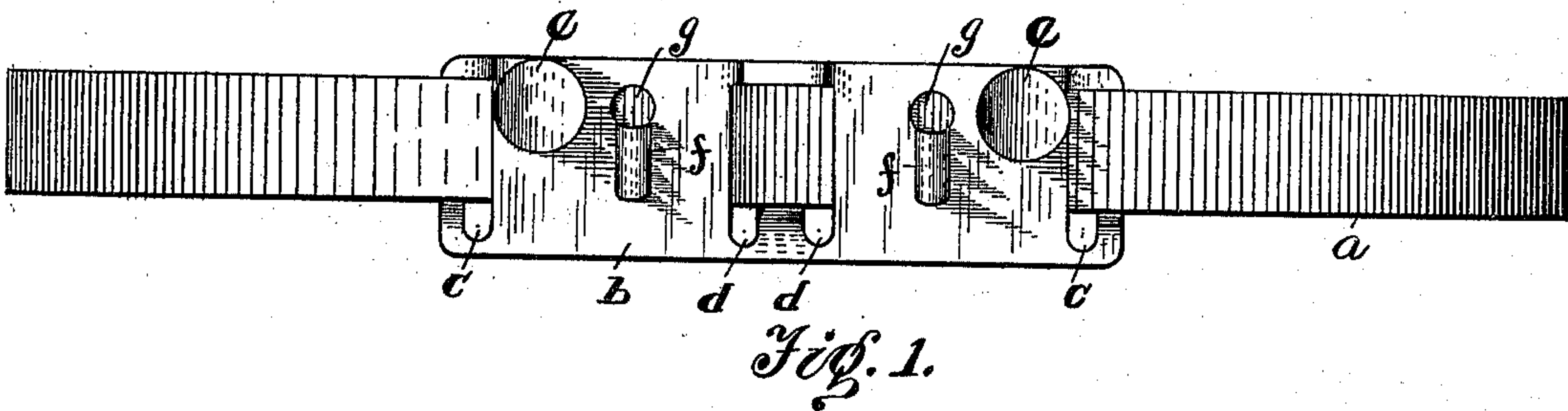


(No Model.)

P. KNAPP.
SKIRT SUPPORTER.

No. 598,320.

Patented Feb. 1, 1898.



Witnesses

Frank St. Shigbt.
A. M. Wilson

Inventor

Philip Knapp.

By. Mary C. Covert, Attorney

UNITED STATES PATENT OFFICE.

PHILIP KNAPP, OF JEANNETTE, PENNSYLVANIA.

SKIRT-SUPPORTER.

SPECIFICATION forming part of Letters Patent No. 598,320, dated February 1, 1898.

Application filed April 29, 1897. Serial No. 634,438. (No model.)

To all whom it may concern:

Be it known that I, PHILIP KNAPP, a citizen of the United States of America, residing at Jeannette, in the county of Westmoreland and State of Pennsylvania, have invented certain new and useful Improvements in Skirt-Supporters, of which the following is a specification, reference being had therein to the accompanying drawings.

This invention relates to certain new and useful improvements in skirt-supporters, and has for its object to provide simple and efficient means for supporting the skirt.

The invention further aims to provide a supporter that will hold the skirt by means of buttons engaging in holes provided therefor in the band of the skirt or by hooks attached to said band and engaging in the supporter and when secured in its position on the band will remain firmly in place and lie perfectly flat by reason of the band which engages the supporter being inserted through the same in such a manner as to prevent it from buckling thereon.

The invention further aims to provide a skirt-supporter which shall be universal in its application, comparatively cheap to manufacture, easily and quickly operated, and that will be effectual in the performance of all its functions; and the invention resides, further, in the novel construction, combination, and arrangement of parts to be hereinafter more specifically described, and particularly pointed out in the claim.

In describing the invention in detail reference is had to the accompanying drawings, forming a part of this specification, and wherein like letters of reference indicate similar parts throughout the several views, in which—

Figure 1 is a front elevation showing my improved skirt-supporter in position on the band. Fig. 2 is a top plan view of the same. Fig. 3 is a longitudinal sectional view.

Referring now to the drawings by reference-letters, *a* indicates the belt or band, which may be composed of any suitable material and is provided with any suitable fastening means for securing around the waist of the wearer.

The supporter proper is formed of a plate *b* and provided near the ends with slots *c* and

near its center with slots *d d*, the material at the ends of the belt *b*, beyond the slots *c*, and the material between the slots *d d* being depressed, so as to form these slots into openings in the plate that will admit of the belt or band *a* being inserted through the same in the manner fully illustrated in Fig. 1 of the drawings. Secured near the top of the belt *b* are buttons *e*, hooks being fastened in sockets *f*, formed on the belt, which are constructed by cutting an aperture *g* in the plate and depressing the material below the aperture downward on the face of the plate. The band *a* and plate *b* are both preferably formed of a suitable metal, and when the plate *b* has been secured upon its band and the band fastened around the waist it will be observed that the skirt may be readily fastened to the supporter either by using buttons *e e* or by inserting hooks, which are attached to the waistband in the sockets of the belt, either method serving to hold the skirt firmly in position. It will also be observed that the plate will lie perfectly in position upon its band, and I also desire to call particular attention to the extreme ease with which the skirt may be attached or detached from the supporter when either form of fastening device is employed.

It will be noted that various changes may be made in the details of construction without departing from the general spirit of my invention.

Having fully described my invention, what I claim as new, and desire to secure by Letters Patent, is—

In a skirt-supporter the combination of the band or belt, a plate provided with apertures and depressions to receive said band or belt, said plate having buttons secured thereto, said plate also provided with apertures and having the material below the aperture pressed outwardly forming pockets to receive hooks carried by the skirt, all substantially as shown and described.

In testimony whereof I affix my signature in presence of two witnesses.

PHILIP KNAPP.

Witnesses:

W. H. TIMMERMAN,
GEO. B. PARKER.