

(No Model.)

T. W. SOUTHWINGTON.
BABY SUPPORT.

No. 598,164.

Patented Feb. 1, 1898.

FIG. 1.

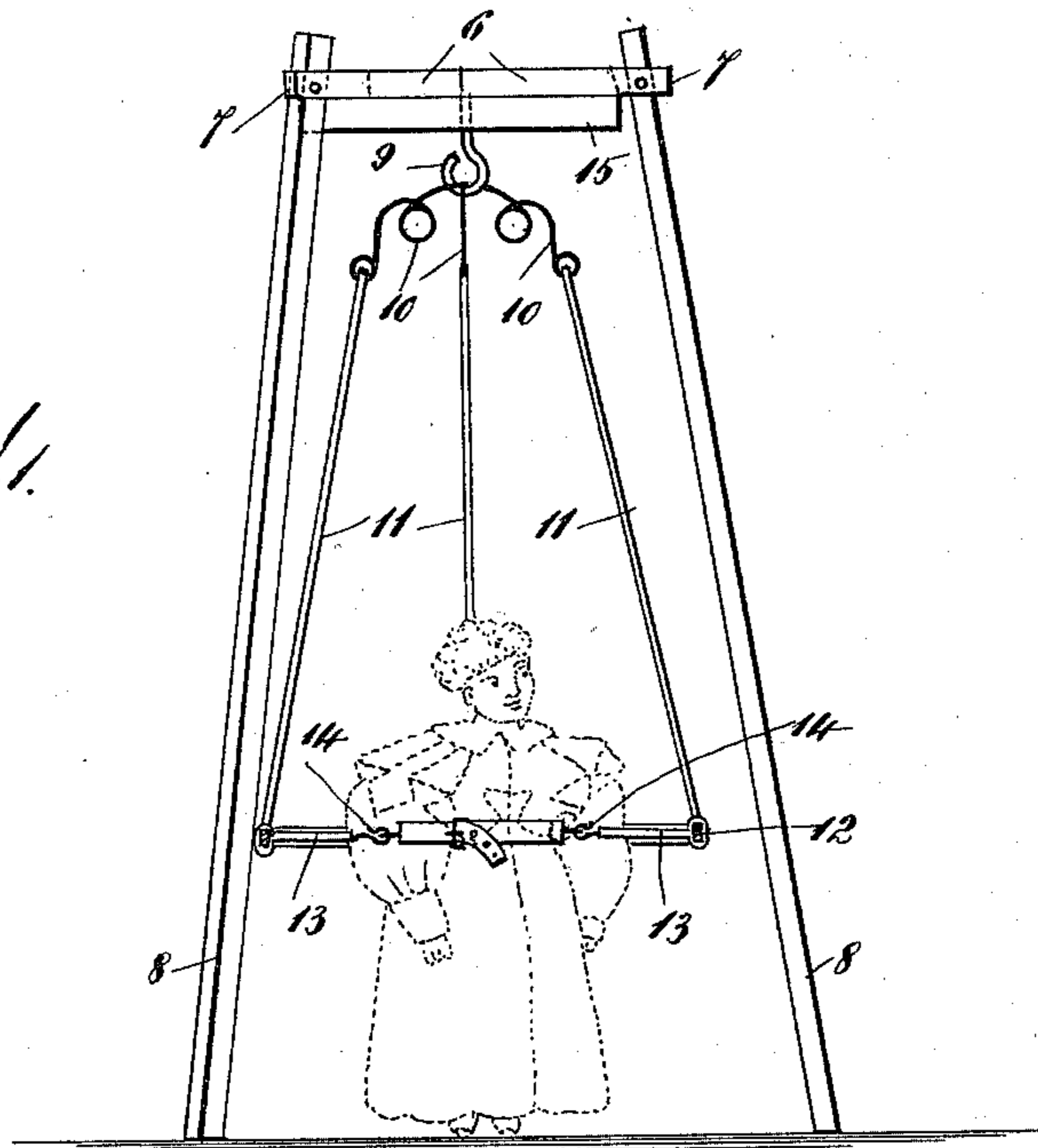


FIG. 2.

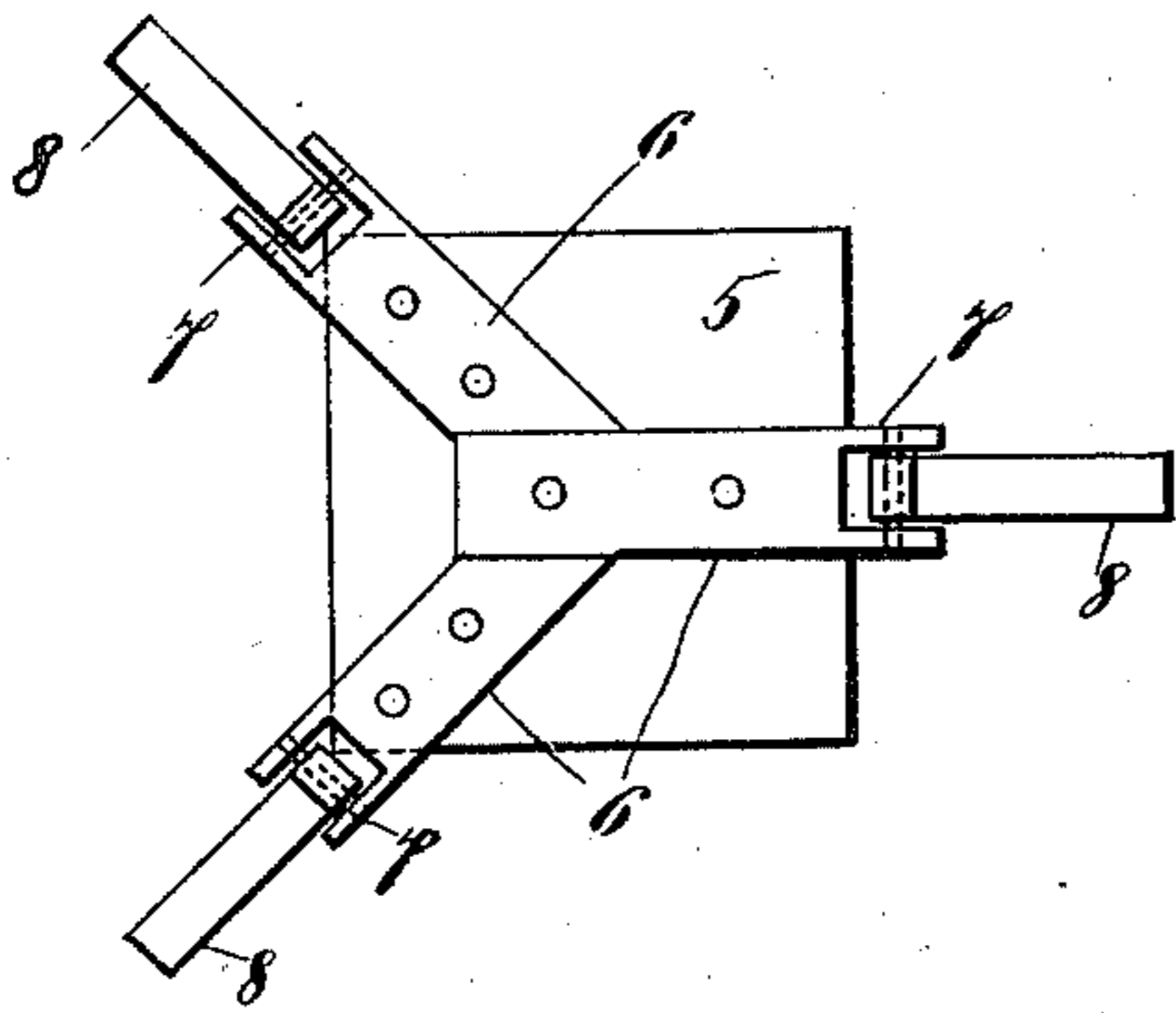
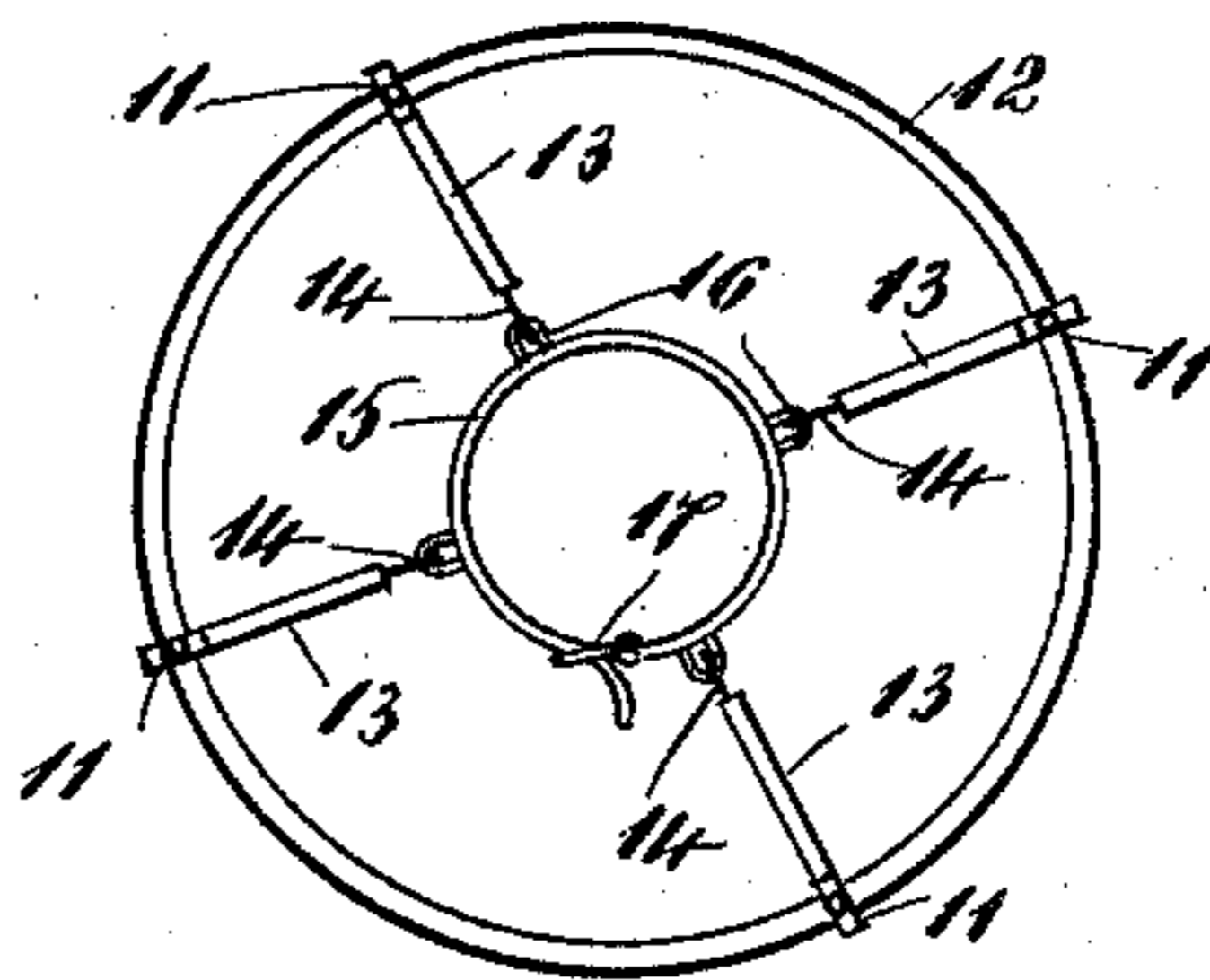


FIG. 3.



WITNESS

John Buckler,
C. Gerst

INVENTOR

Thomas W. Southington.
BY
Edgar Tate & Co.
ATTORNEYS.

UNITED STATES PATENT OFFICE.

THOMAS WASHINGTON SOUTHLINGTON, OF LOCUST VALLEY, NEW YORK, ASSIGNOR OF ONE-HALF TO JAMES TILLEY MITCHELL, OF SAME PLACE.

BABY-SUPPORT.

SPECIFICATION forming part of Letters Patent No. 598,164, dated February 1, 1898.

Application filed March 11, 1897. Serial No. 626,952. (No model.)

To all whom it may concern:

Be it known that I, THOMAS WASHINGTON SOUTHLINGTON, a citizen of the United States, residing at Locust Valley, in the county of Queens and State of New York, have invented certain new and useful Improvements in Baby-Supports, of which the following is a full and complete specification, such as will enable those skilled in the art to which it appertains to make and use the same.

This invention relates to baby-supports; and the object thereof is to provide an improved device of this class by means of which a baby may be held on its feet and taught the use thereof.

The invention is fully disclosed in the following specification, of which the accompanying drawings form a part, in which—

Figure 1 is a side view of my improved baby-support and showing the method of the operation thereof; Fig. 2, a plan view, and Fig. 3 a plan view of a detail of the construction.

In the drawings forming part of this specification the separate parts of my improvement are designated by numerals of reference in each of the views, and in the practice thereof I provide a plate 5, to which are secured radial arms 6, three of which are preferably employed and each of which is provided at its outer end with a fork 7, in which is pivoted a leg 8, and suspended centrally from the plate 5 is a hook 9, from which is suspended a hanger provided with four spring-arms 10, with each of which is pivotally connected a downwardly-directed rod 11, the lower ends of which are connected with a ring 12, which is rigid, or substantially so, the connection between said rods and said ring being made in any desired manner. But three of the rods 11 are shown in Fig. 1, and connected with the ring 12, preferably adjacent to each of said rods, is a short strap 13, four of which are preferably employed, and each of these straps is provided at its inner end with a hook 14, and I also provide a strap 15, which is provided with a plurality of loops 16, which equal in number the straps 13 and with which said straps are adapted to be connected by means of said hooks.

The strap 15 is provided at one end with a buckle 17, and this strap is adapted to be placed around the waist of the baby or child, as shown in Fig. 1. The legs 8 of the support can be moved outwardly or inwardly, so as to adjust the position of the ring 12 with reference to the floor, and in practice the position of said ring 12 is adjusted to suit the height of the child and in such manner that the child will be held on its feet by the strap 15.

The spring-arms 10 permit of the free movement of the rods 11 and also of the ring 12, and the connection between the strap 15 and the ring 12 is also elastic, as will be readily understood, and by means of this device the child may be held upon its feet and taught the use thereof.

My invention is not limited to the form of the plate 15 or to the method of connecting the legs 8 therewith, and it will be apparent that changes in and modifications of the construction herein described may be made without departing from the spirit of my invention or sacrificing its advantages.

Having fully described my invention, I claim as new and desire to secure by Letters Patent—

A baby-support comprising a cross head or plate, legs pivotally connected with said cross head or plate, a hook suspended centrally from said cross head or plate, a plurality of spring-arms loosely suspended from said hook, a corresponding number of rods loosely suspended from said spring-arms, a rigid or substantially rigid ring connected with the lower ends of said rods, and short straps connected with said ring, and another strap connected with said short straps, substantially as shown and described.

In testimony that I claim the foregoing as my invention I have signed my name, in presence of the subscribing witnesses, this 10th day of March, 1897.

THOMAS WASHINGTON SOUTHLINGTON.

Witnesses:

C. GERST,

M. A. KNOWLES.