

(No Model.)

H. HEISEL.
CIGAR SUPPORT.

No. 598,091.

Patented Feb. 1, 1898.

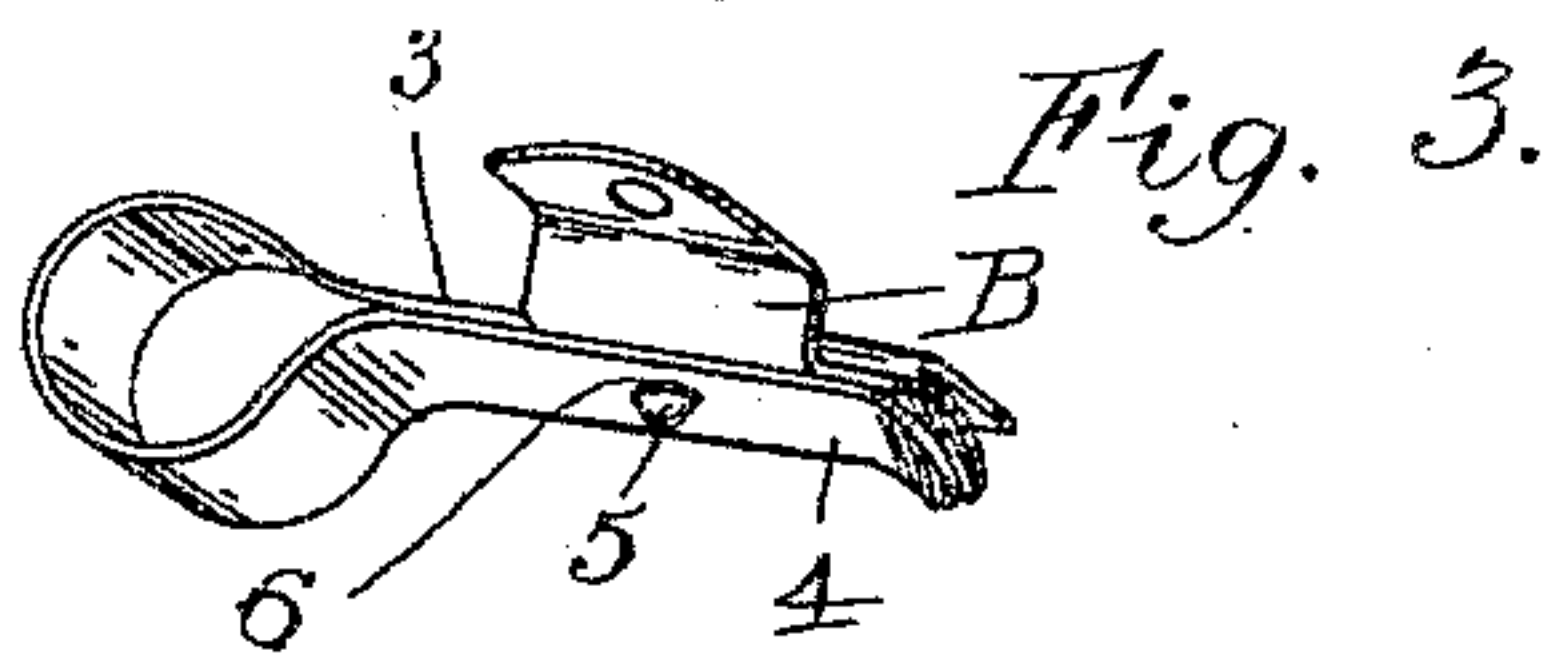


Fig. 1.

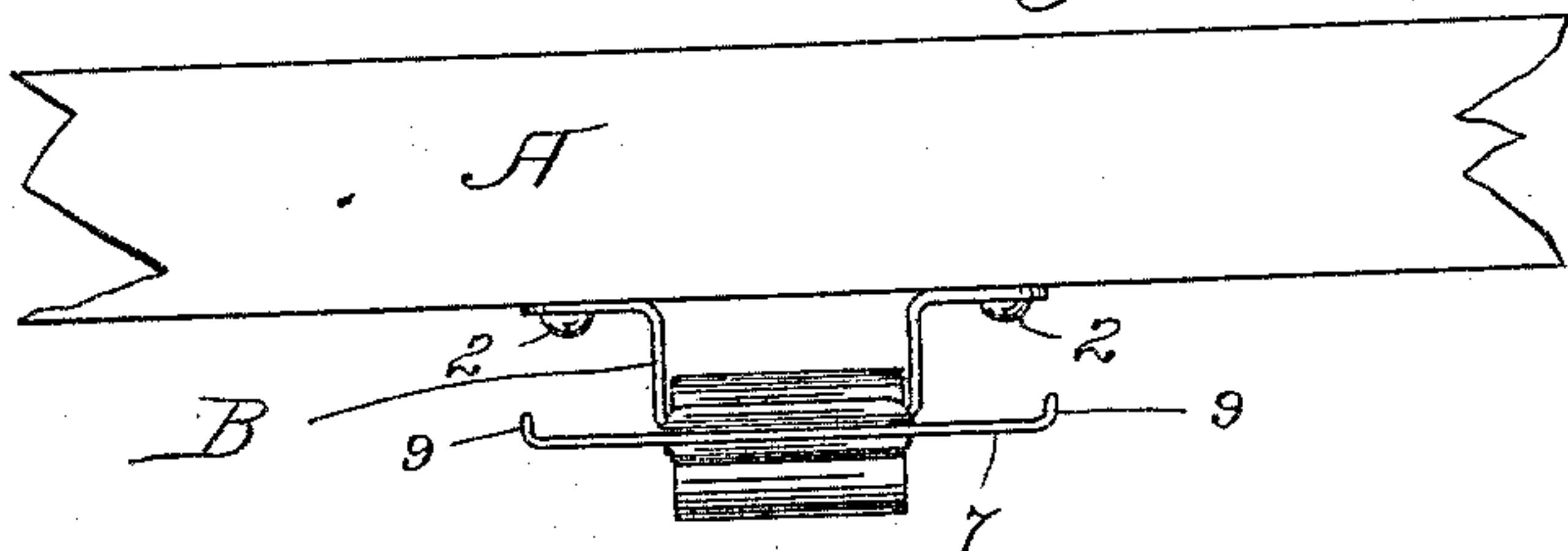
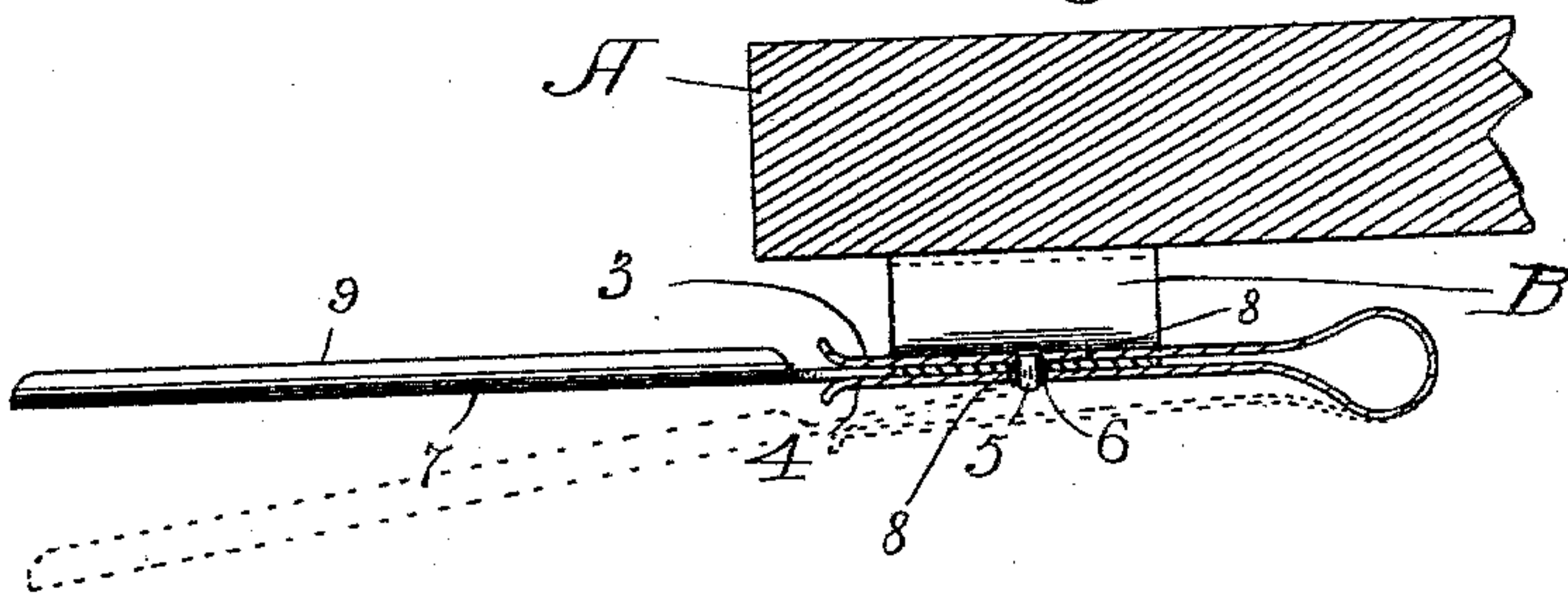


Fig. 2.



Witnesses:

W. S. Grafton
Amie S. Phauwald

Inventor: *Henry Heisel.*

per: *T. D. Meawin*
Attorney.

UNITED STATES PATENT OFFICE.

HENRY HEISEL, OF STILLWATER, MINNESOTA, ASSIGNOR OF ONE-HALF TO
CHARLES AUG. STAPLES, OF SAME PLACE.

CIGAR-SUPPORT.

SPECIFICATION forming part of Letters Patent No. 598,091, dated February 1, 1898.

Application filed February 23, 1897. Serial No. 624,578. (No model.)

To all whom it may concern:

Be it known that I, HENRY HEISEL, of Stillwater, Washington county, Minnesota, have invented certain Improvements in Cigar-Sup-

ports, of which the following is a specification.
My invention is an adjustable tray for cigars and other refreshments for use in connection with billiard and other tables; and it consists of a bracket secured underneath the edge of the table and a tray having detachable pivotal connection in said bracket, whereby said tray may be turned on its pivot to project beyond the table edge to hold a cigar or other article, or it may be turned underneath the table when not in use.

My invention consists in the specific features of construction hereinafter more particularly described and claimed.

In the accompanying drawings, forming part of this specification, Figure 1 is a partial view of the table edge, showing my invention secured underneath the same. Fig. 2 is a section through the tray-supporting bracket and table edge, the tray being shown by dotted lines in position for removal; and Fig. 3 is a perspective view of the supporting-bracket for the tray.

In the drawings, A represents the table, underneath the edge of which is secured by means of screws 2 the downwardly-depend-
ing bracket B. This bracket is formed with spring clamp-jaws 3 and 4, one of which is provided with a stud 5, projecting through an opening 6 in the opposite jaw. A tray or holder 7 is adapted to be held between the clamp-jaws 3 and 4, the tray being formed with an opening 8, through which the stud 5 projects when the parts are in the full-line position shown in Fig. 2. It thus will be evident that the stud 5 serves as a pivot upon which the tray may be easily turned in a horizontal plane. The tray is also provided with upwardly-projecting sides 9 to prevent the article being held from rolling off.

My invention is designed particularly for use in connection with billiard and card tables to hold the cigar, refreshment-glass, or other article of the player. When not in use, the tray may be turned underneath the table out of the way, and when desired it may be turned so as to project beyond the edge of the table in position to hold the desired article. If the player comes in contact with the tray when the same is in position to hold an article, it will cause the tray to turn on its pivot underneath the table, thus not interfering with the movements of the player.

It will also be evident that the detachable connection between the tray and bracket will permit the removal of the tray for the purpose of cleaning the same, &c.

I claim—

1. In a device of the class described, the combination of the bracket adapted to be secured underneath the table, the spring clamp-jaws supported thereby, and the tray pivotally secured between said jaws.

2. In a device of the class described, the combination of the bracket adapted to be secured underneath the table, and provided with spring clamp-jaws, and the projecting tray pivotally secured between said jaws, and adapted to be turned in a horizontal plane.

3. A device of the class described, comprising the bracket adapted to be secured underneath the table, its spring clamp-jaws supported thereby, the stud in one projecting through an opening in the other, and the tray provided with an opening fitting over said stud so as to be turned in a horizontal plane with said stud as a pivot.

In testimony whereof I affix my signature in presence of two witnesses.

HENRY HEISEL.

Witnesses:

MINNIE L. THAUWALD,
F. G. BRADBURY.