

(No Model.)

J. HERRIN.
MAIL POUCH.

No. 597,819.

Patented Jan. 25, 1898.

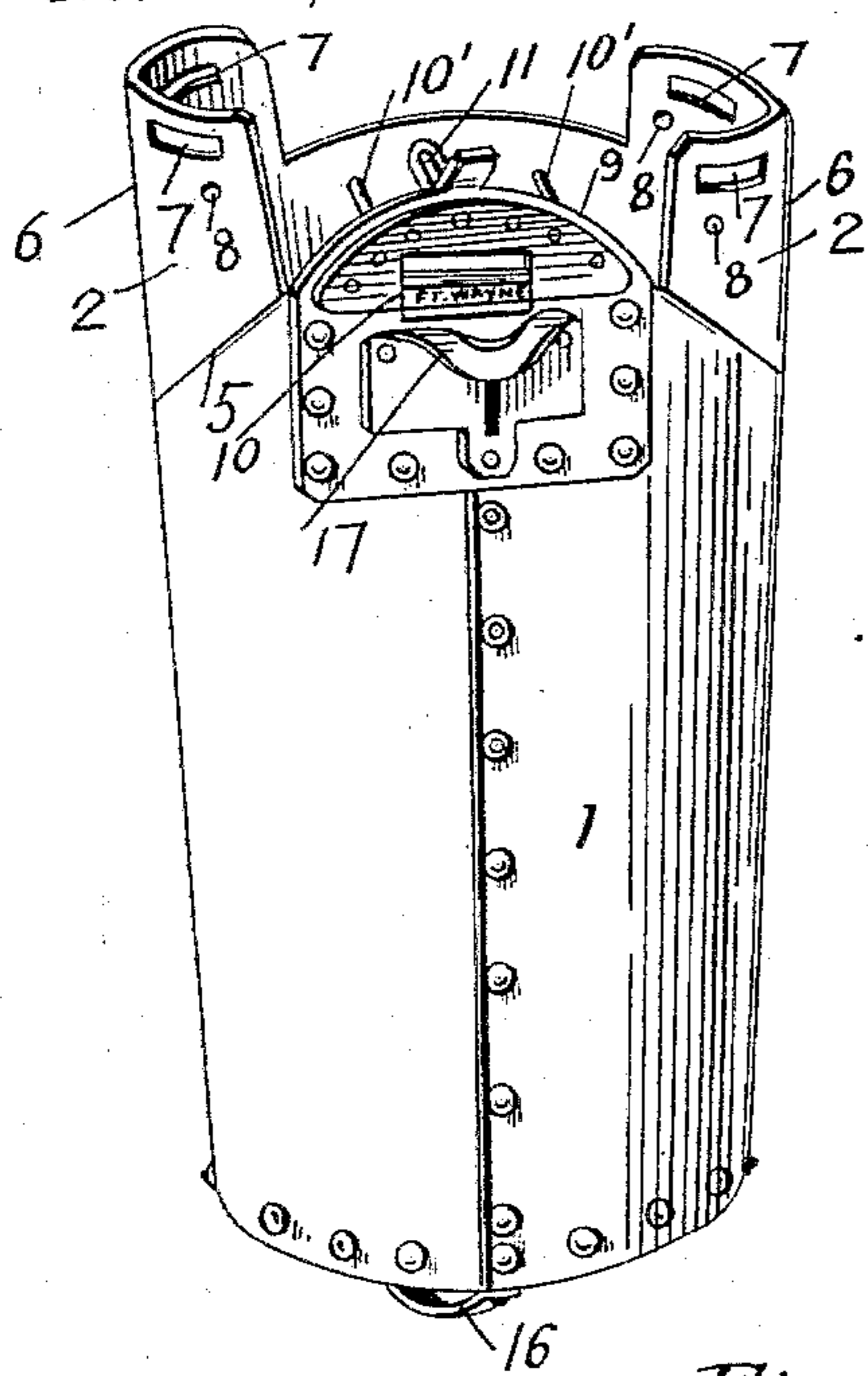


Fig. 1.

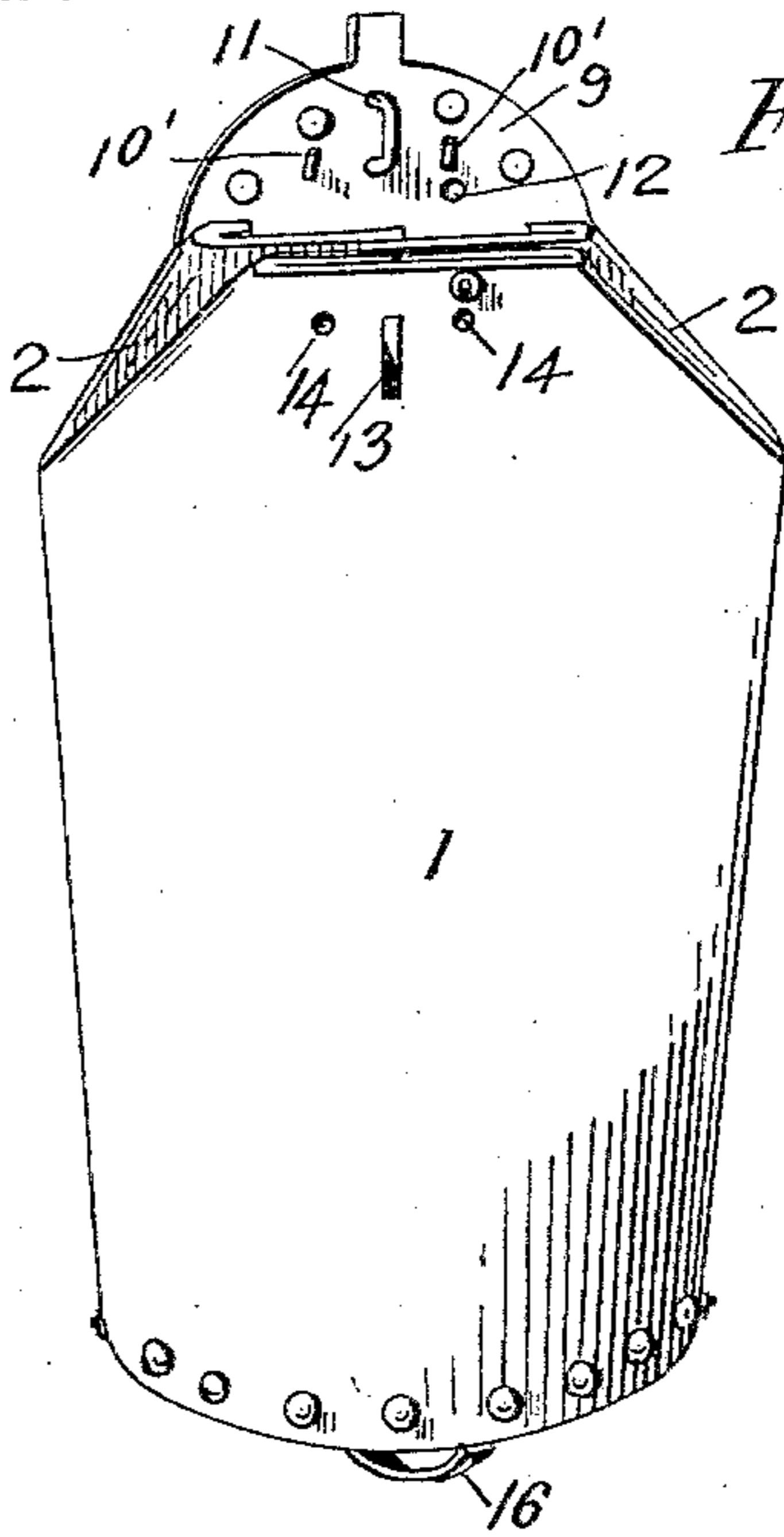


Fig. 2.

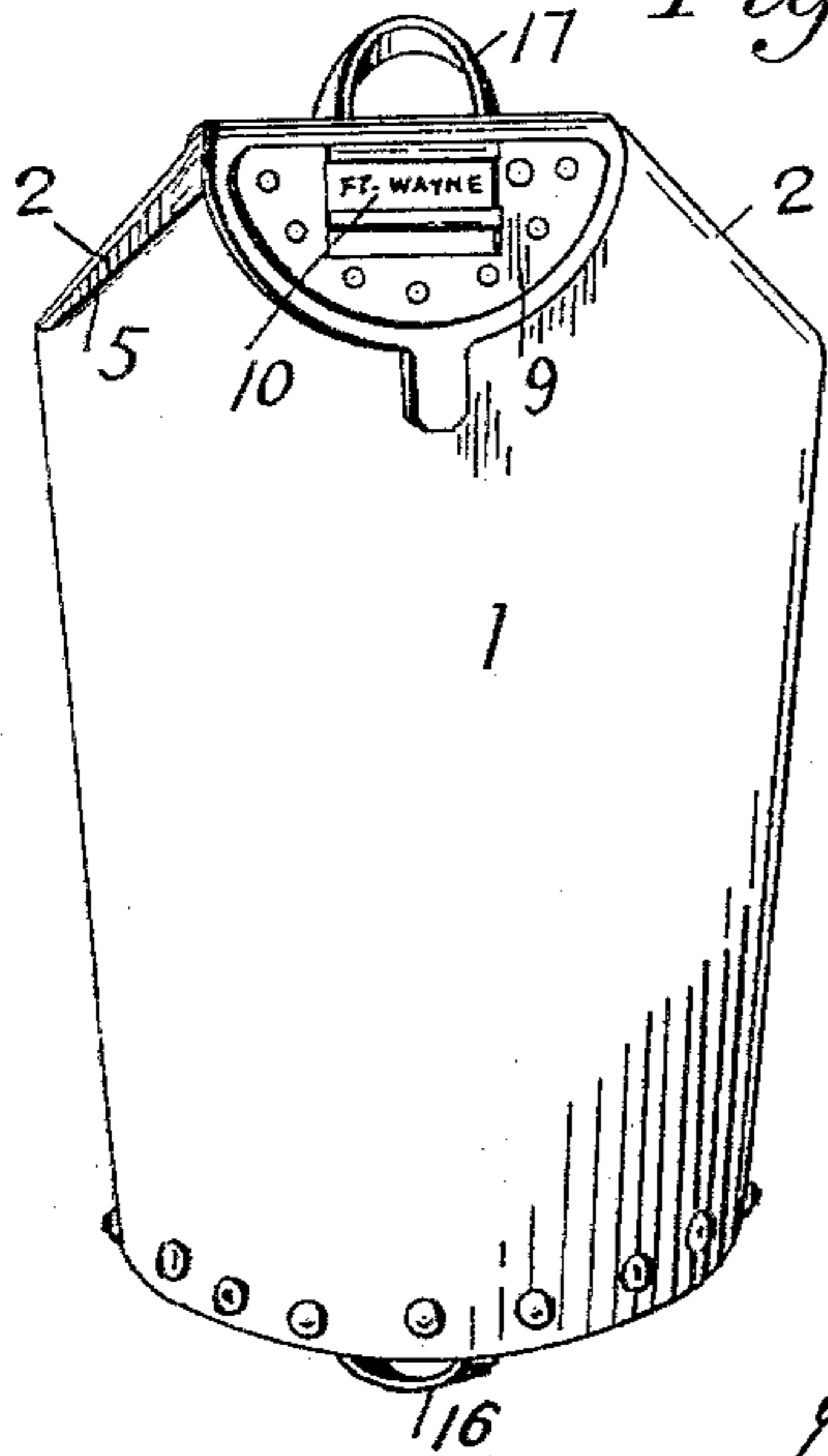


Fig. 3.

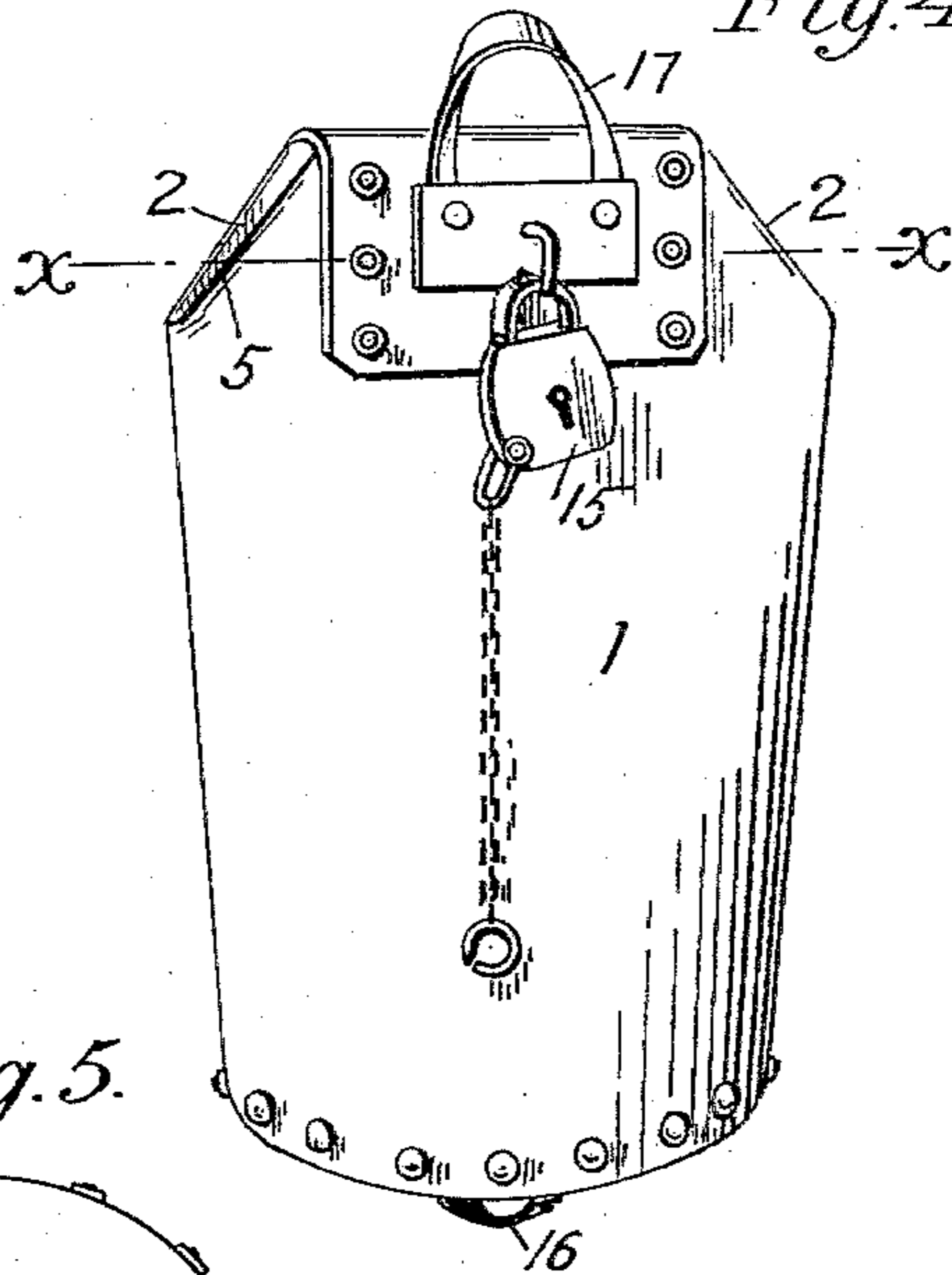


Fig. 4.

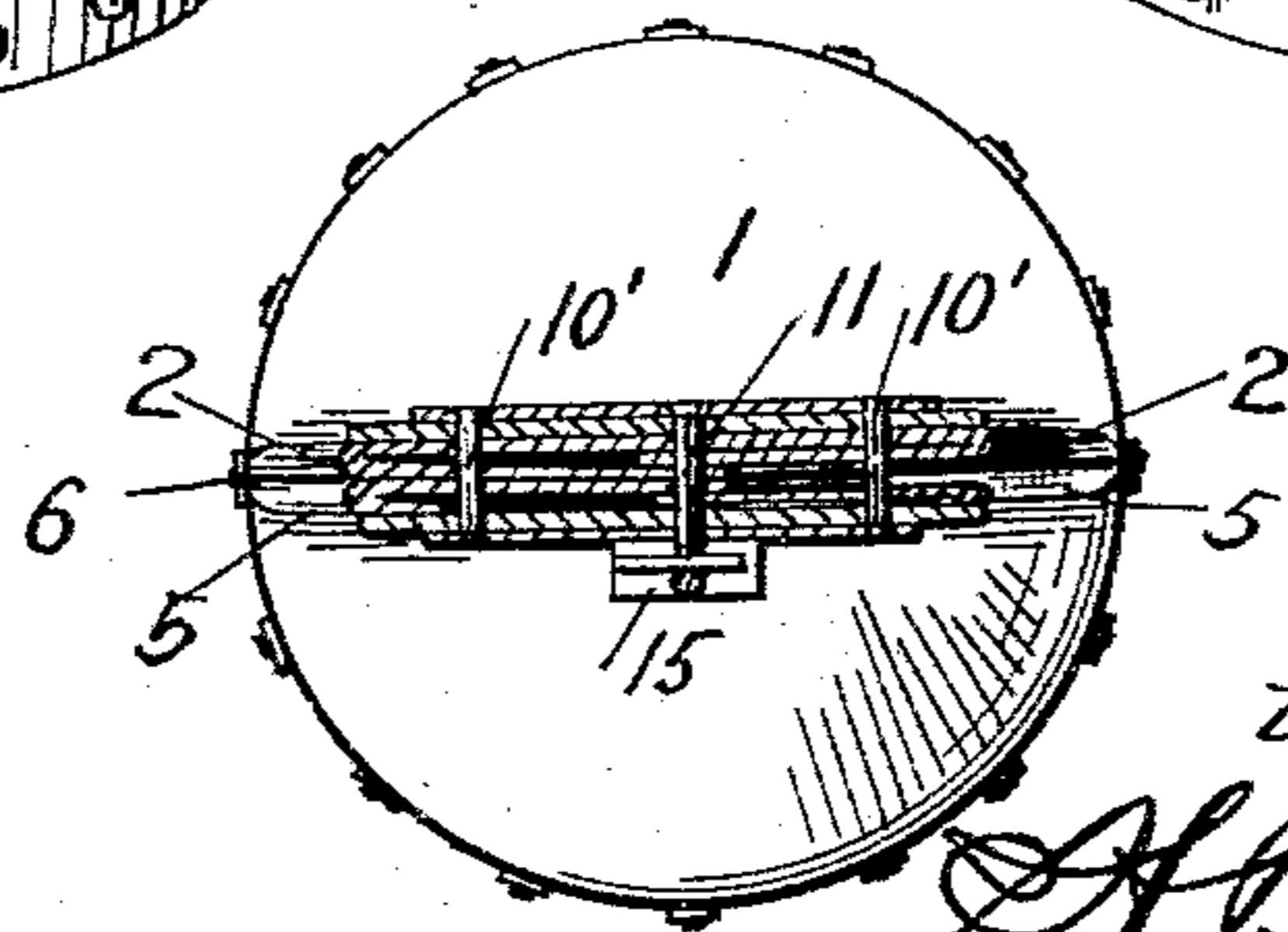


Fig. 5.

Witnesses:
J. S. Borren
J. A. Wilson

Inventor:
J. Herrin,
by
A. B. Wilson
Attorney

UNITED STATES PATENT OFFICE.

JEREMIAH HERRIN, OF WARSAW, INDIANA.

MAIL-POUCH.

SPECIFICATION forming part of Letters Patent No. 597,819, dated January 25, 1898.

Application filed May 25, 1897. Serial No. 638,120. (No model.)

To all whom it may concern:

Be it known that I, JEREMIAH HERRIN, a citizen of the United States, residing at Warsaw, in the county of Kosciusko and State of Indiana, have invented certain new and useful Improvements in Mail-Pouches; and I do declare the following to be a full, clear, and exact description of the invention, such as will enable others skilled in the art to which it appertains to make and use the same.

My invention has relation to mail-bags.

The object of the invention is to provide a simple, durable, and inexpensive bag of this character which when closed provides a complete and effective guard against the surreptitious removal therefrom of mail.

With this object in view the invention consists in certain features of construction and combination of parts, which will be hereinafter fully set forth.

In the accompanying drawings, Figure 1 is a perspective view of a mail-bag embodying my invention, showing the same open ready to receive mail. Fig. 2 is a similar view showing the corner-flaps folded down. Fig. 3 is a similar view showing the sealing-flap folded down over the mouth of the bag. Fig. 4 is a view of the other side of the bag, showing the padlock engaged with the staple; and Fig. 5 is a transverse sectional view on the line xx of Fig. 4.

In said drawings, 1 denotes the body of the bag, which may be of any well-known or approved construction. The mouth of the bag at its sides is provided with corner-flaps 2, which project upwardly a distance above the mouth and which are formed at their union with the bag with inclined creases 5 and with longitudinal creases 6. Near the upper ends of these flaps are formed staple-openings 7, those of each flap registering with each other when the flap is bent in the position shown in Fig. 2. Below these creases are formed stud-openings 8, which also register one with the other when the flaps are folded, as shown in Fig. 2.

9 denotes the sealing-flap, which is provided on one face with a name or destination card holder 10, while projecting from the opposite side of this flap are two studs 10' and a staple 11. Below one of these studs is arranged a stud-opening 12.

The face of the bag is provided with a vertical staple-opening 13 and with stud-openings 14.

15 denotes a padlock.

16 denotes a handle-strap secured to the bottom of the bag, and 17 denotes a handle-strap secured to the side of the bag.

In closing the bag the corner-flaps are bent down, as shown in Fig. 2, with their ends overlapping and with the stud-openings of each flap registering with the stud-openings in the face of the bag, and the staple-openings of each flap registering with one another and with the staple-openings of the other flap and the staple-opening of the body of the bag. The sealing-flap is now closed over the mouth of the bag, its staple projecting through the several staple-openings and the stud through the several stud-openings, while the stud on the front of the bag projects through the stud-opening of the sealing-flap. In this position the padlock is inserted through the staple and locked, thus securely sealing the bag and preventing an evil-disposed person gaining access to the same.

Although I have specifically described the construction and relative arrangement of the several elements of my invention, I do not desire to be confined to the same, as such changes or modifications may be made as clearly fall within the scope of my invention without departing from the spirit thereof.

Having thus described my invention, what I claim, and desire to secure by Letters Patent, is—

A mail-bag having corner-flaps provided with inclined creases and with longitudinal creases, said flaps being provided with staple-openings and with stud-openings which are adapted to register when the flaps are folded on their longitudinal creases, a sealing-flap having studs, and a staple adapted to said stud-openings and staple-openings and to similar openings formed in the front and back of the bag, and a stud projecting from the body portion of the bag and adapted to project through an opening in the sealing-flap, and a lock for engaging the staple and holding the sealing-flap closed over the mouth of the bag, substantially as set forth.

In testimony whereof I hereunto affix my signature in presence of two witnesses.

JEREMIAH HERRIN.

Witnesses:

A. G. WOOD,
F. E. BOWSER.