

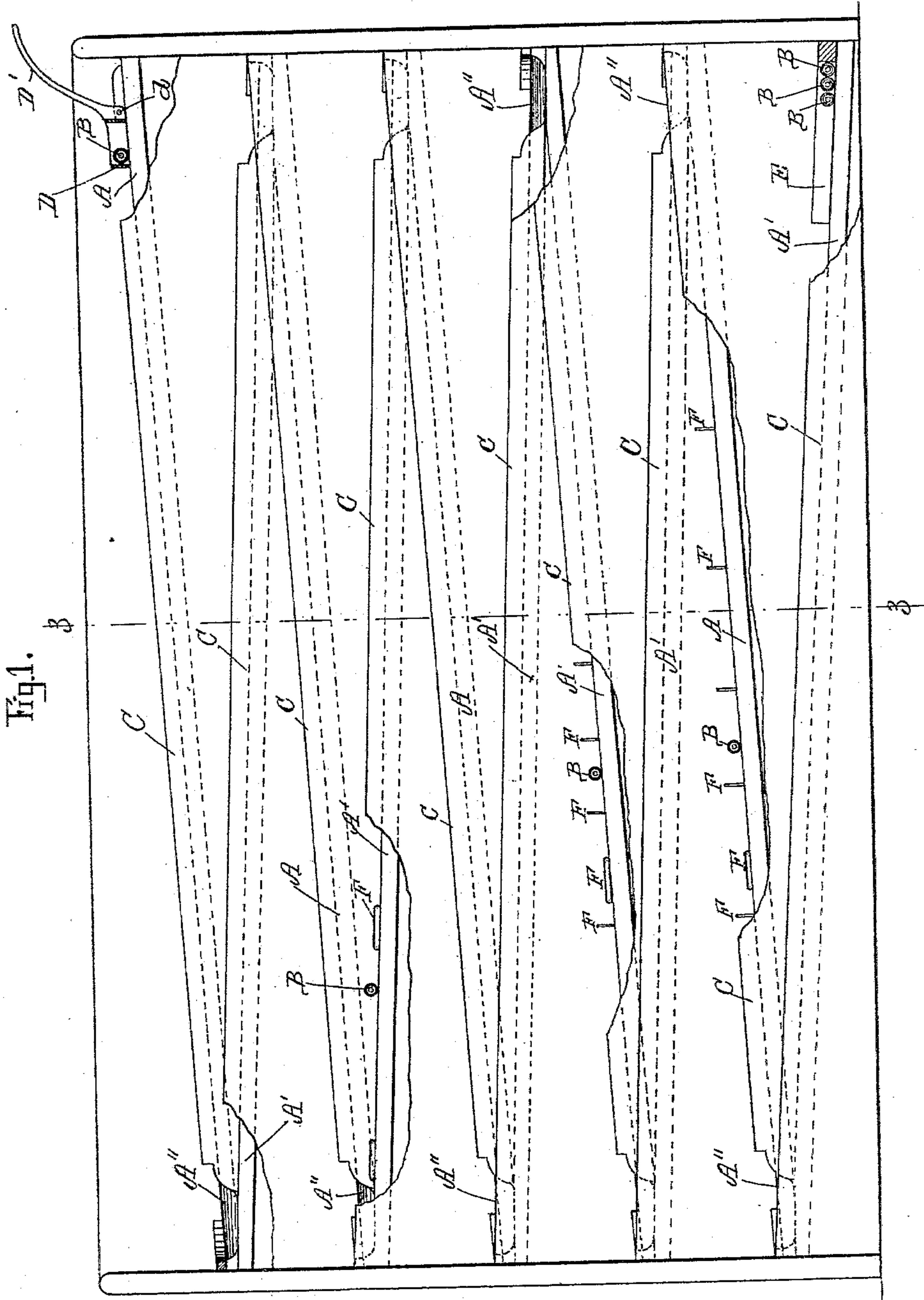
(No Model.)

3 Sheets—Sheet 1.

L. A. DE RIBAS.
GAME APPARATUS.

No. 597,764.

Patented Jan. 25, 1898.



Witnesses.

Lauritz N. Möller.
Charles A. Harris.

Inventor.

Louis A. De Ribas
by *Juan Andrieu*
his atty.

(No Model.)

3 Sheets—Sheet 2.

L. A. DE RIBAS.
GAME APPARATUS.

No. 597,764.

Patented Jan. 25, 1898.

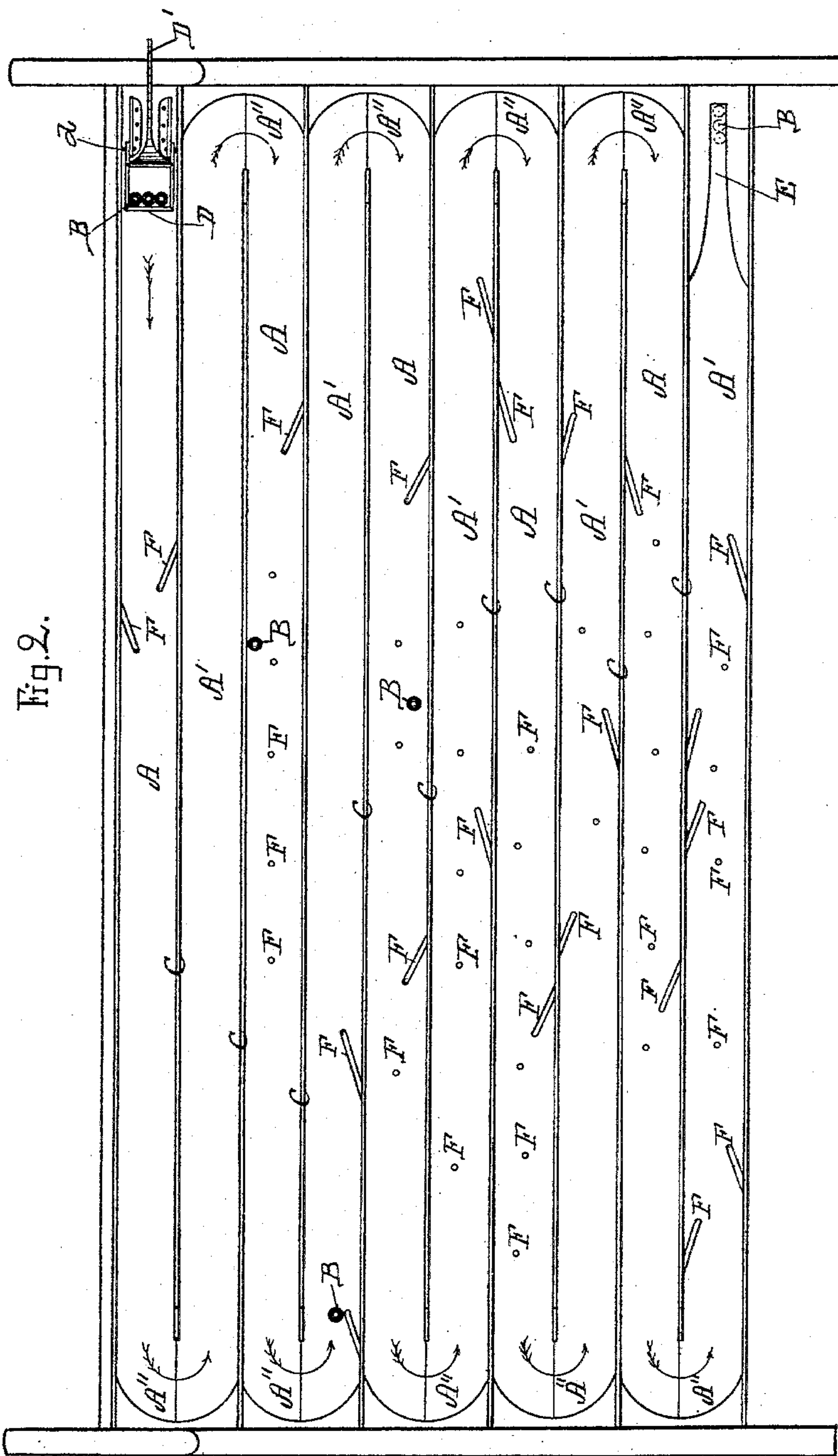


Fig. 2.

Witnesses.

Lauritz W. Moore.
Charles A. Harris.

Inventor.

Louis A. De Ribas
by *Wm. Andrieu*
his atty.

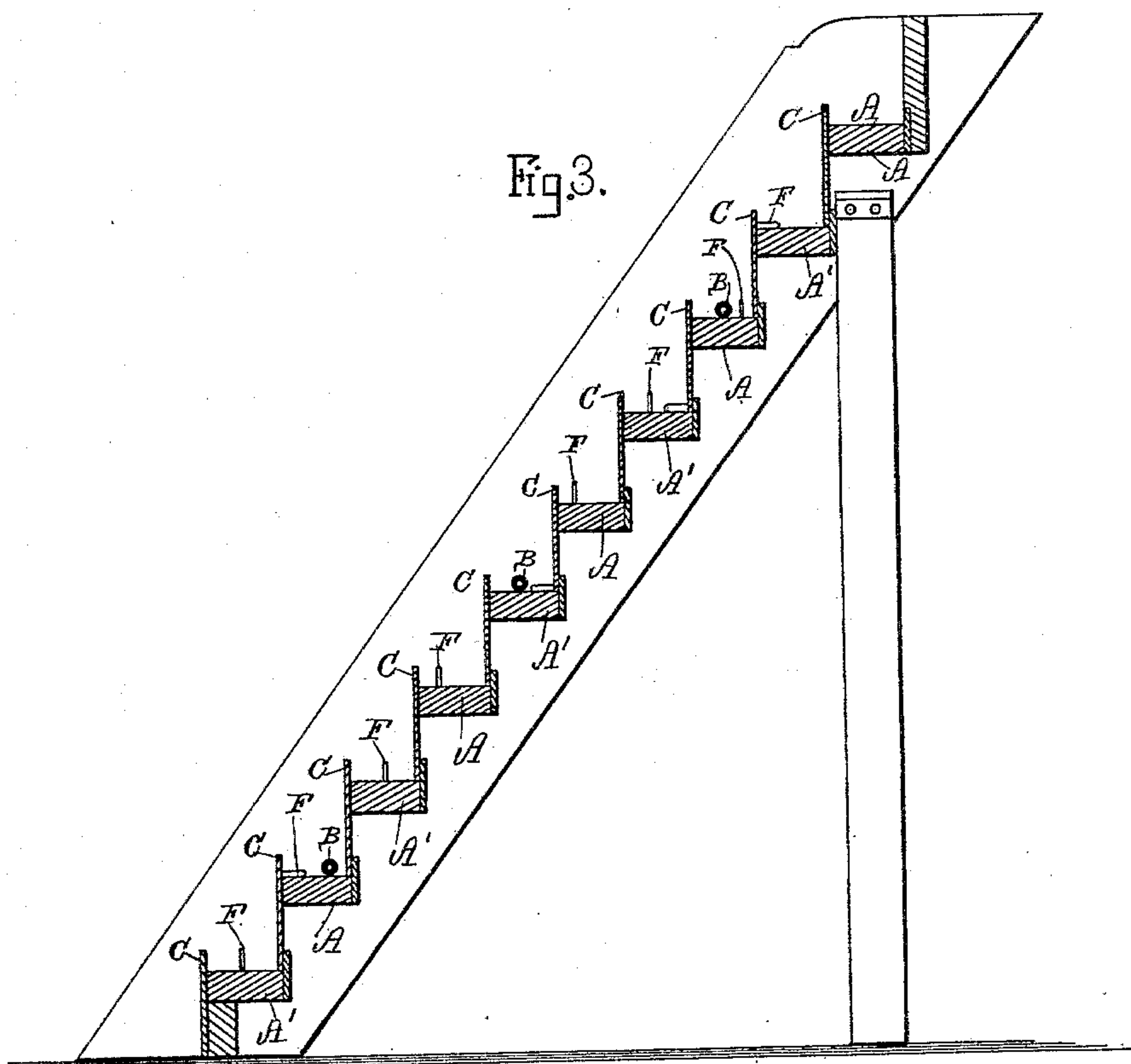
(No Model.)

3 Sheets—Sheet 3.

L. A. DE RIBAS.
GAME APPARATUS.

No. 597,764.

Patented Jan. 25, 1898.



Witnesses.

Lauritz W. Moller
Charles A. Harris

Inventor.

Louis A. De Ribas
by *Alvan Andrieu*
his atty.

UNITED STATES PATENT OFFICE.

LOUIS A. DE RIBAS, OF BOSTON, MASSACHUSETTS.

GAME APPARATUS.

SPECIFICATION forming part of Letters Patent No. 597,764, dated January 25, 1898.

Application filed February 6, 1897. Serial No. 622,265. (No model.)

To all whom it may concern:

Be it known that I, LOUIS A. DE RIBAS, a citizen of the United States, and a resident of Boston, in the county of Suffolk and State of Massachusetts, have invented new and useful Improvements in Games, of which the following, taken in connection with the accompanying drawings, is a specification.

This invention relates to improvements in games of the kind usually designated as "parlor-game apparatus;" and it is carried out as follows, reference being had to the accompanying drawings, wherein—

Figure 1 represents a front elevation, partly shown in section. Fig. 2 represents a top plan view; and Fig. 3 represents a cross-section on the line 3 3, shown in Fig. 1.

Similar letters refer to similar parts wherever they occur on the different parts of the drawings.

The game consists of a series of alternately-inclined connected ways or tracks A A' A', one half of which are inclined in one direction and the other half inclined in an opposite direction, as shown. At the junction of the ways or tracks A A' are semicircular or curved returns or bends A'' for the purpose of conducting the balls B B used in the game from the upper inclined way or track to the others in the series, as shown.

C C are longitudinal plates or ridges which serve to separate the alternately-inclined ways or tracks, as shown, as far as the bends or curves A''.

At the uppermost portion of the upper track A is arranged a ball-holder cage D, in which the balls B are placed previous to commencing the game, such ball-holder being preferably pivoted at d and provided with a release-lever D', which when pressed downward causes the balls B B to be released and allowed to roll freely down the inclined ways or tracks until they finally reach the contracted goal or groove E, which is only wide enough to receive the balls in alinement one after the other, as shown in Fig. 2.

The releasing device D may, if so desired, be made in the form of a sliding gate or in any similar manner without departing from the essence of my invention.

In practice I prefer to make the balls of different colors or mark them with distinctive marks or figures, so that they may be distinguished from each other during the playing of the game.

The inclined tracks or ways are provided with occasional obstructions F F, which may be made in the form of pins, inclines, curves, &c., for the purpose of causing the balls while descending to rebound against the sides of the track, whereby the balls are liable to pass and repass each other during the progress of the game.

In playing the game the balls are put side by side in the cage or ball-holder D in a line at a right angle to the track, and when the latter is tipped or released the balls are free to roll on the alternately-inclined tracks or ways and rebound against the obstructions until they finally reach the goal-groove E, when it may be seen which of the balls is first, second, third, or last.

Two or more balls may be used, according to the width of the inclined tracks or ways, as may be desired.

Having thus fully described the nature, construction, and operation of my invention, I wish to secure by Letters Patent and claim—

The herein-described parlor-game consisting of a series of alternately-inclined connected ways or tracks, having pins or other obstructions therein combined with balls adapted when released to roll down such inclined ways, and an adjustable releasing cage or slide for holding and releasing said balls starting the game and a reduced goal groove or pocket in which the balls are received in alinement at the end of the lowest track in the series in the order in which the balls finish their course, substantially as and for the purpose set forth.

In testimony whereof I have signed my name to this specification, in the presence of two subscribing witnesses, on this 30th day of January, A. D. 1897.

LOUIS A. DE RIBAS.

Witnesses:

ALBAN ANDRÉN,

LAURITZ N. MÖLLER.