

(No Model.)

2 Sheets—Sheet 1.

A. M. BELL.
COMMODE.

No. 597,381.

Patented Jan. 18, 1898.

Fig. 1

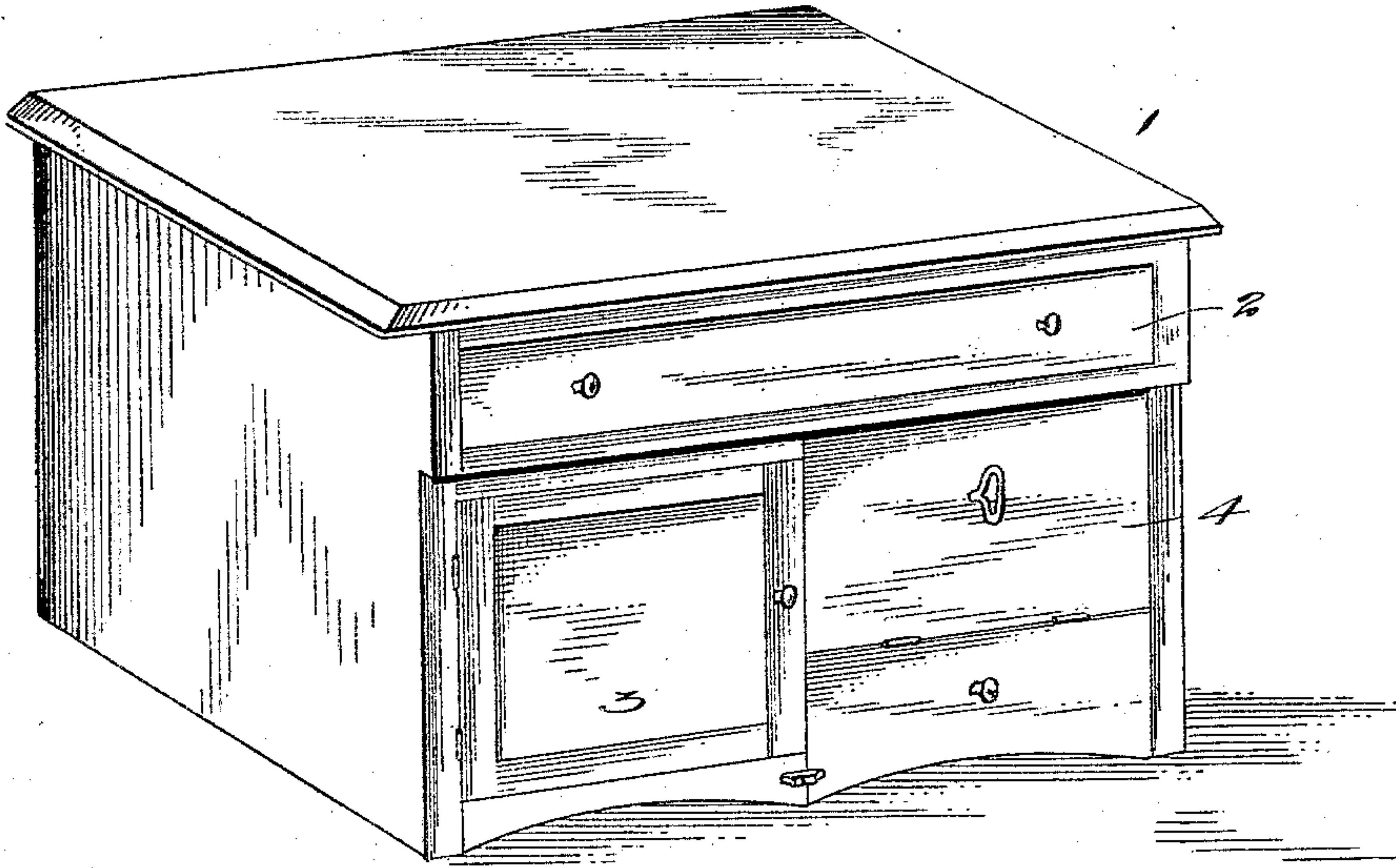



Fig. 2



Witnesses
Edmund H. Krause
J. A. Bellson

Inventor
Albert M. Bell
by A. B. Wilson
Attorney

(No Model.)

2 Sheets—Sheet 2.

A. M. BELL.
COMMODE.

No. 597,381.

Patented Jan. 18, 1898.

Fig. 3

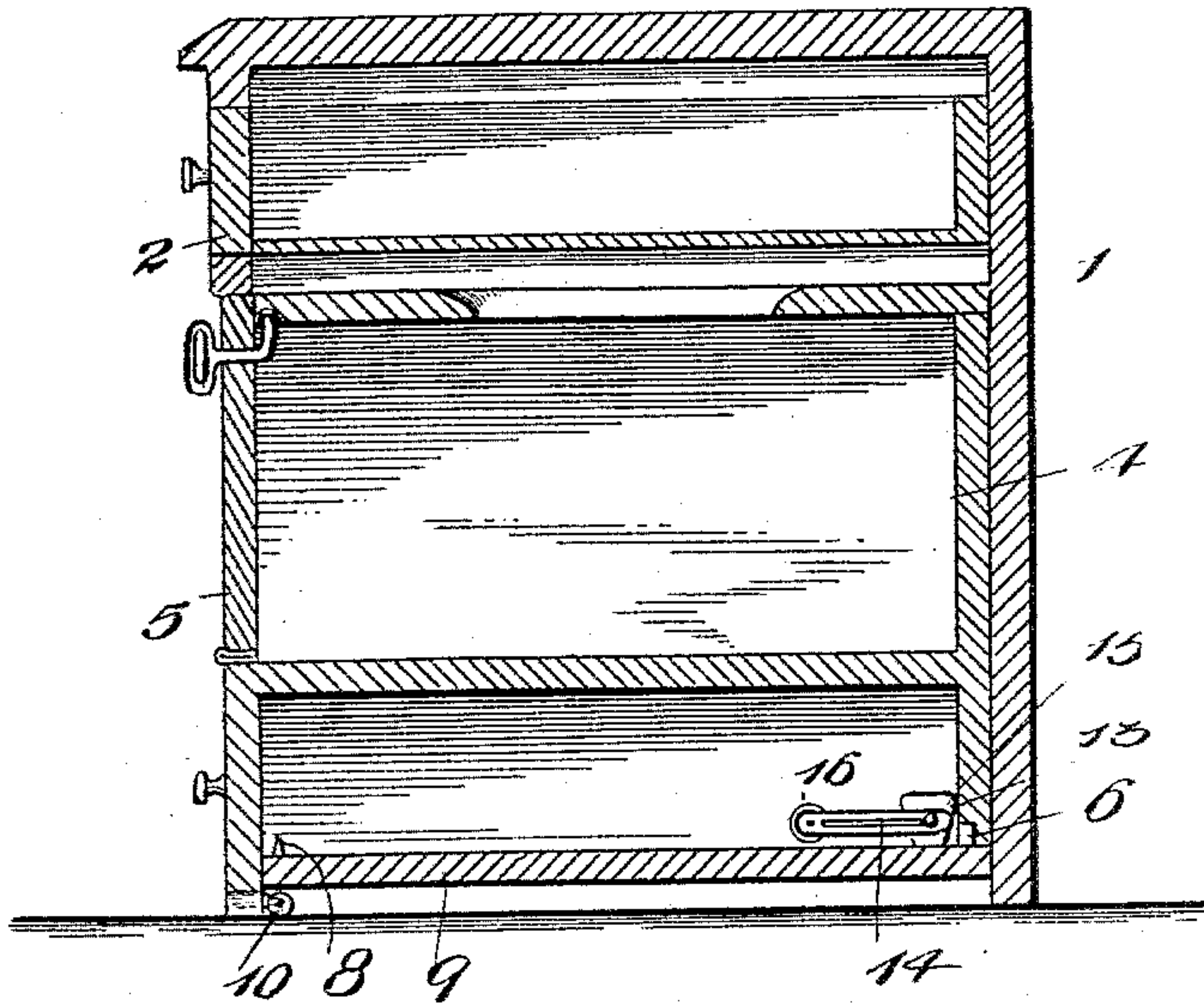
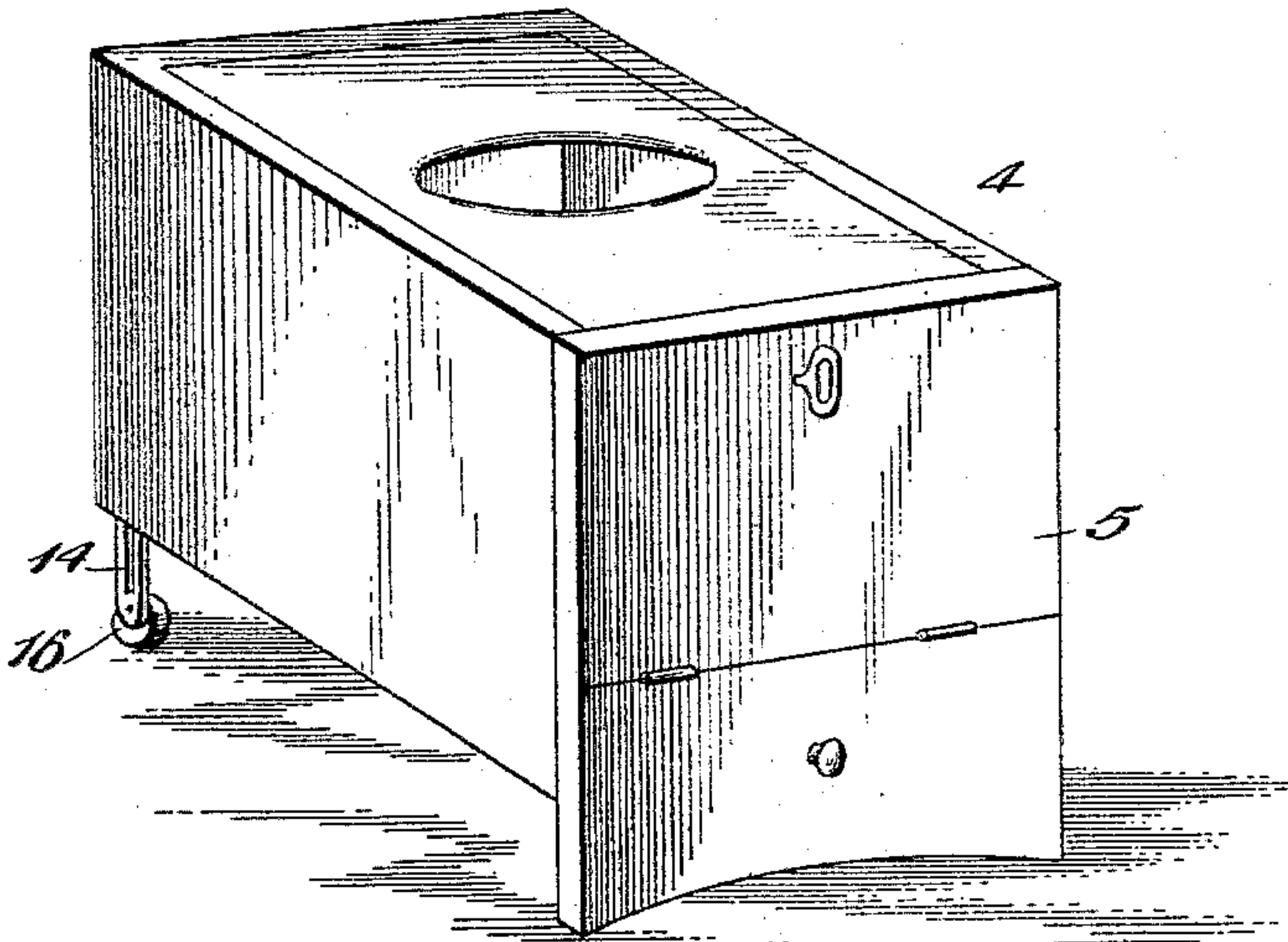


Fig. 4



Witnesses

Edmund H. Shaw
J. A. Wilson

Inventor
Albert M. Bell
by *A. B. Wilson*
Attorney

UNITED STATES PATENT OFFICE.

ALBERT M. BELL, OF CHADWICKS, NEW YORK.

COMMODO.

SPECIFICATION forming part of Letters Patent No. 597,381, dated January 18, 1898.

Application filed April 9, 1897. Serial No. 631,421. (No model.)

To all whom it may concern:

Be it known that I, ALBERT M. BELL, a citizen of the United States, residing at Chadwicks, in the county of Oneida and State of New York, have invented certain new and useful Improvements in Portable Washstands; and I do declare the following to be a full, clear, and exact description of the invention, such as will enable others skilled in the art to which it appertains to make and use the same.

My invention relates to improvements in portable washstands and commodes; and the object is to provide a convenient article of this class for household use; and to this end the novelty consists in the construction, combination, and arrangement of the same, as will be hereinafter more fully described, and particularly pointed out in the claim.

In the accompanying drawings the same reference-characters indicate the same parts of the invention.

Figure 1 is a perspective view of my improved portable washstand. Fig. 2 shows the commode withdrawn. Fig. 3 is a transverse section through the stand and commode. Fig. 4 shows the commode entirely removed from the washstand.

1 represents the washstand, and it is provided with the horizontal drawer 2 and the closet-apartment 3.

4 represents the removable commode, provided with a horizontally-hinged door 5 for the insertion and removal of the usual receptacle or vessel employed in connection therewith.

6 6 represent retaining-recesses formed in the lower edge of the back wall 7 of the commode, and 8 8 are projecting studs or pegs fixed in the bottom 9 of the washstand near its forward edge and in line with the recesses 6 6, so as to engage the same and prevent accidental withdrawal of the commode entirely from the washstand, and when it is necessary

to entirely remove the commode the front end of the washstand is tilted backward, which allows the commode to be tilted forward to release it from the studs 8 8 and detach it from the stand.

10 10 represent fixed casters secured to the bottom 12 near its front edge, and 13 13 represent triangular brackets provided with slots 14, through which a screw 15 passes to secure them to the lower edge of the sides of the commode. These brackets are provided with roller-casters 16, and when the commode is in position in the washstand the brackets 13 are adjusted, as shown in Fig. 5, and when the commode is withdrawn from the stand and utilized as a separate article the brackets 13 are then adjusted, so that the casters project below the edge of the commode and form a support for the same, as shown in Fig. 6.

Although I have specifically described the construction and relative arrangement of the several elements of my invention, I do not desire to be confined to the same, as such changes or modifications may be made as clearly fall within the scope of my invention without departing from the spirit thereof.

Having thus fully described my invention, what I claim as new, and desire to secure by Letters Patent, is—

The commode 4, provided at its lower front edge with the fixed casters 10, in combination with the adjustable brackets 13 carrying the casters 16, and provided with the slots 14 and adjustably secured to the commode by the screws 15, substantially as and for the purpose set forth.

In testimony whereof I hereunto affix my signature in presence of two witnesses.

ALBERT M. BELL.

Witnesses:

BERNARD T. LYNCH,
L. D. DEXTER.