

(No Model.)

L. COOKE.
CLOTHES DRAINER FOR WASHBOILERS.

No. 593,271.

Patented Nov. 9, 1897.

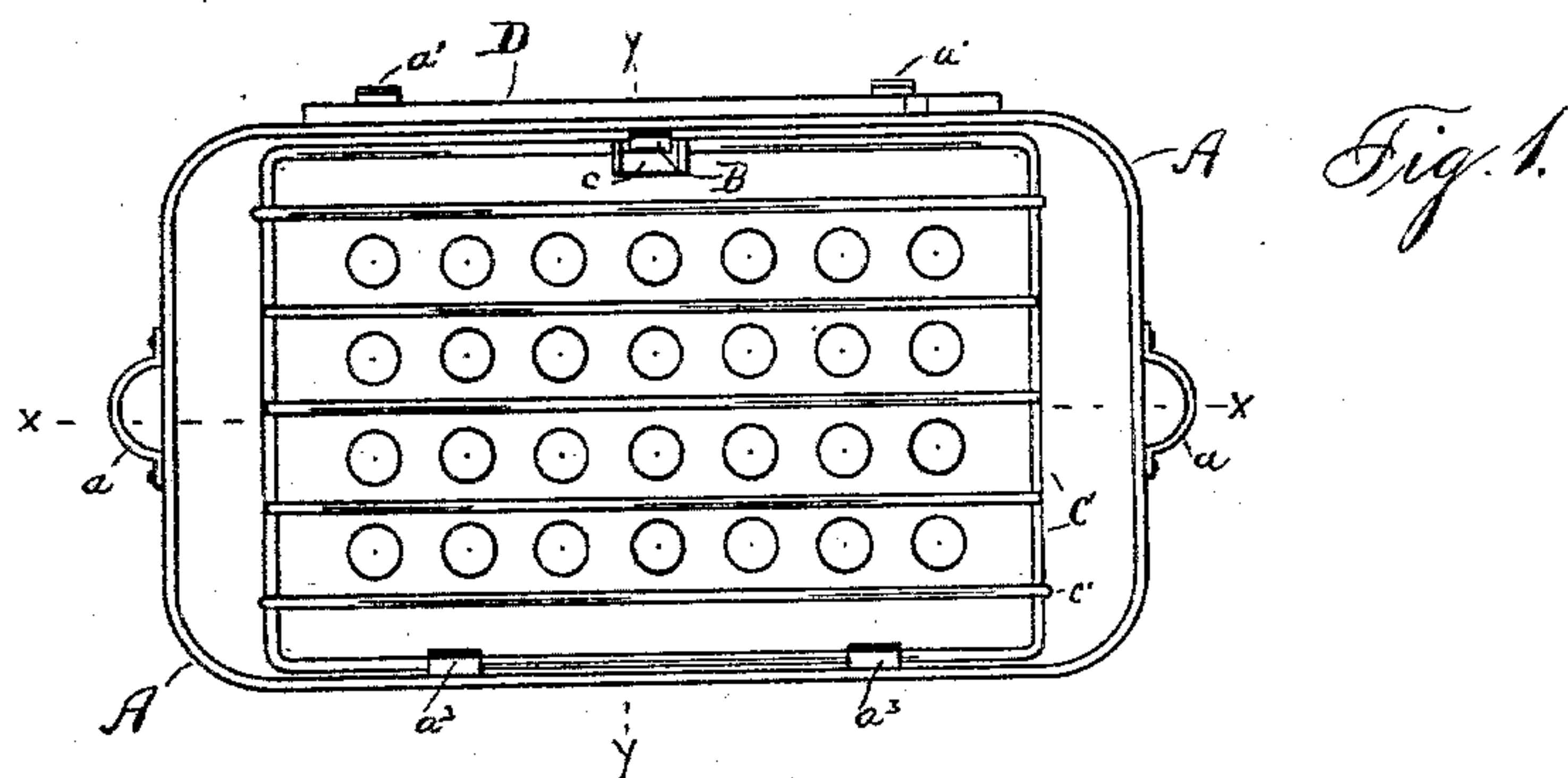


Fig. 2.

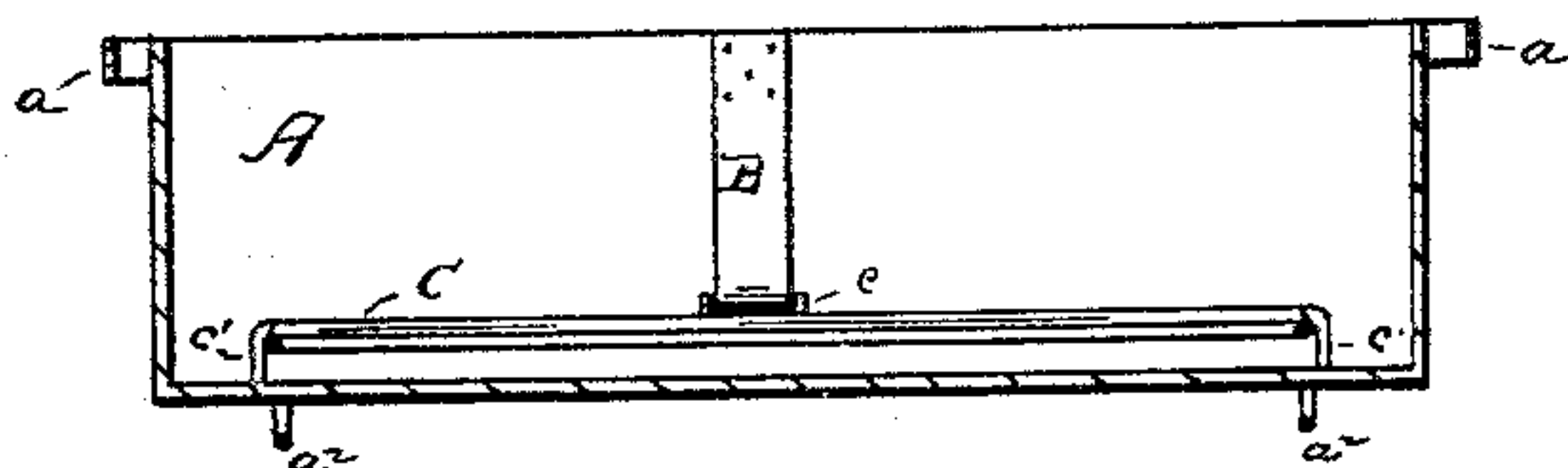


Fig. 3.

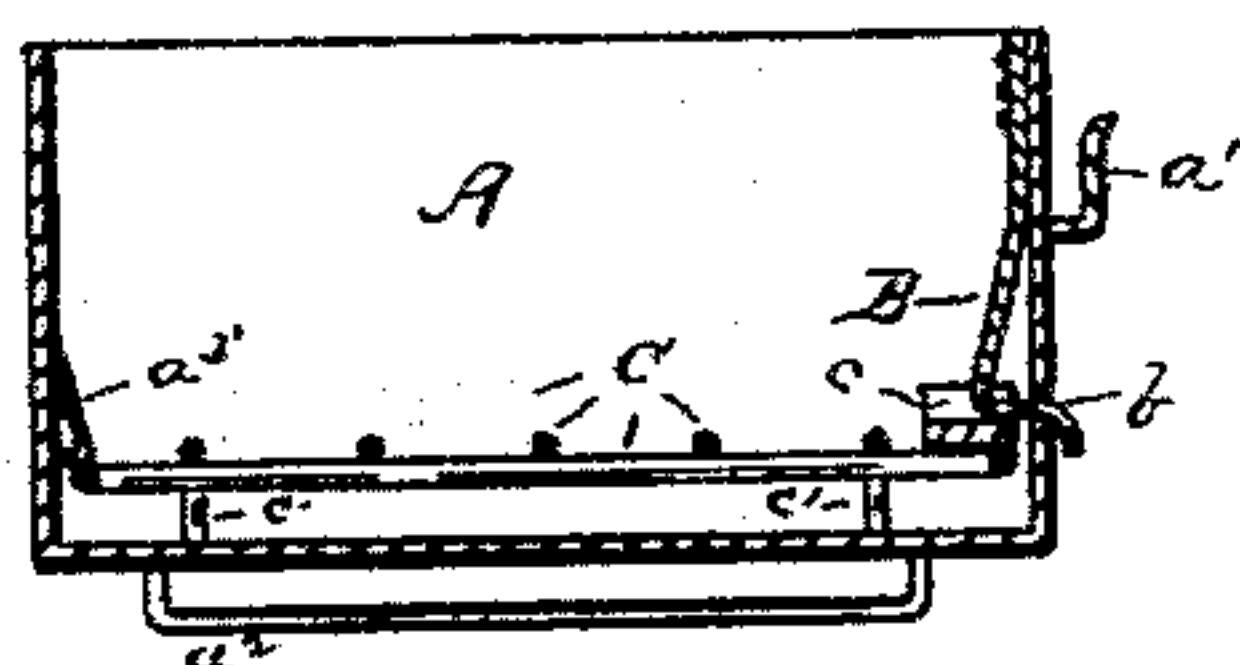


Fig. 4.



WITNESSES:

Otis L. Swett.

H. A. Daniels

INVENTOR

Lois Cooke,

BY

Thomas P. Simpson
ATTORNEY.

UNITED STATES PATENT OFFICE.

LOIS COOKE, OF STOUGHTON, MASSACHUSETTS.

CLOTHES-DRAINER FOR WASHBOILERS.

SPECIFICATION forming part of Letters Patent No. 593,271, dated November 9, 1897.

Application filed March 19, 1897. Serial No. 628,267. (No model.)

To all whom it may concern:

Be it known that I, LOIS COOKE, a citizen of the United States, residing at Stoughton, in the county of Norfolk and State of Massachusetts, have invented certain new and useful Improvements in Clothes-Drainers for Washboilers; and I do declare the following to be a full, clear, and exact description of the invention, such as will enable others skilled in the art to which it appertains to make and use the same, reference being had to the accompanying drawings, and to the letters of reference marked thereon, which form a part of this specification.

The invention relates to clothes baskets or drainers for washboilers; and it consists in securing a clothes rack or grate within the drainer, so that it may be quickly inserted or removed for the purpose of supporting the clothes above the bottom holes of the drainer.

Figure 1 of the drawings is a plan view; Fig. 2, a longitudinal vertical section; Fig. 3, a vertical cross-section; Fig. 4, a detail view of the rack or grate.

In the drawings, A represents the drainer provided with the exterior handles a , side clips a' to hold the clothes-fork, and the subjacent feet a^2 to support the bottom of the drainer above that of the boiler. On the interior of the sides of the drainer I locate the rigid projections a^3 , and immediately on the opposite side I place a spring B, projecting downwardly with its free end and having

a right-angle finger-piece b , which extends through to the outside. It will be readily seen that by means of this finger-piece b the spring may be pulled up close to the side of the drainer and allow the rack to be easily removed, so that both rack and drainer may be conveniently wiped and kept clean.

C represents the rack or grate made of wire and provided with legs c' to prevent the holes from being clogged by the clothes. This rack C has a horizontal piece of metal c , bent at opposite sides to form a groove in which the spring will fit, so as to prevent any displacement of the rack which might allow the clothes to get under it.

What I claim as new is—

A clothes-drainer basket having a perforated bottom, projections a^3 on one side thereof, spring B on the opposite side provided with a finger b passing through a perforation in the side of the basket so as to be operated from the outside thereof, and an interior rack C provided with a grooved metal piece c with which the spring engages to prevent displacement of the rack, substantially as shown and described.

In testimony whereof I affix my signature in presence of two witnesses.

LOIS COOKE.

Witnesses:

JAMES J. RYE,
OLIVER J. CURTIS.