

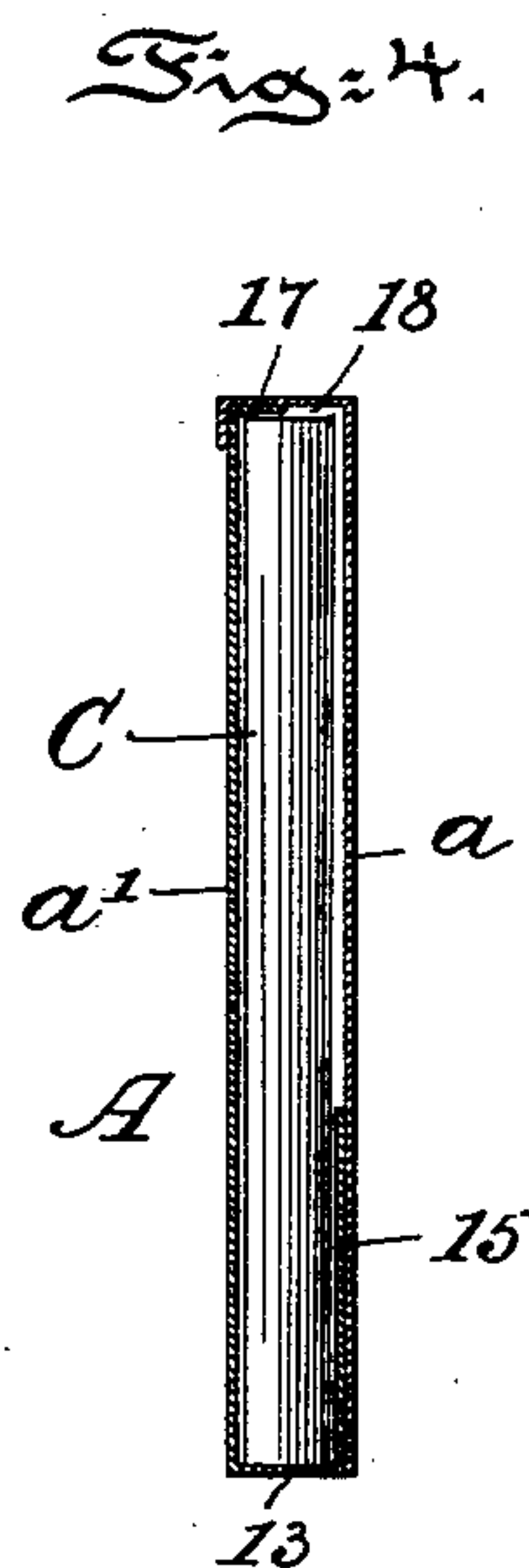
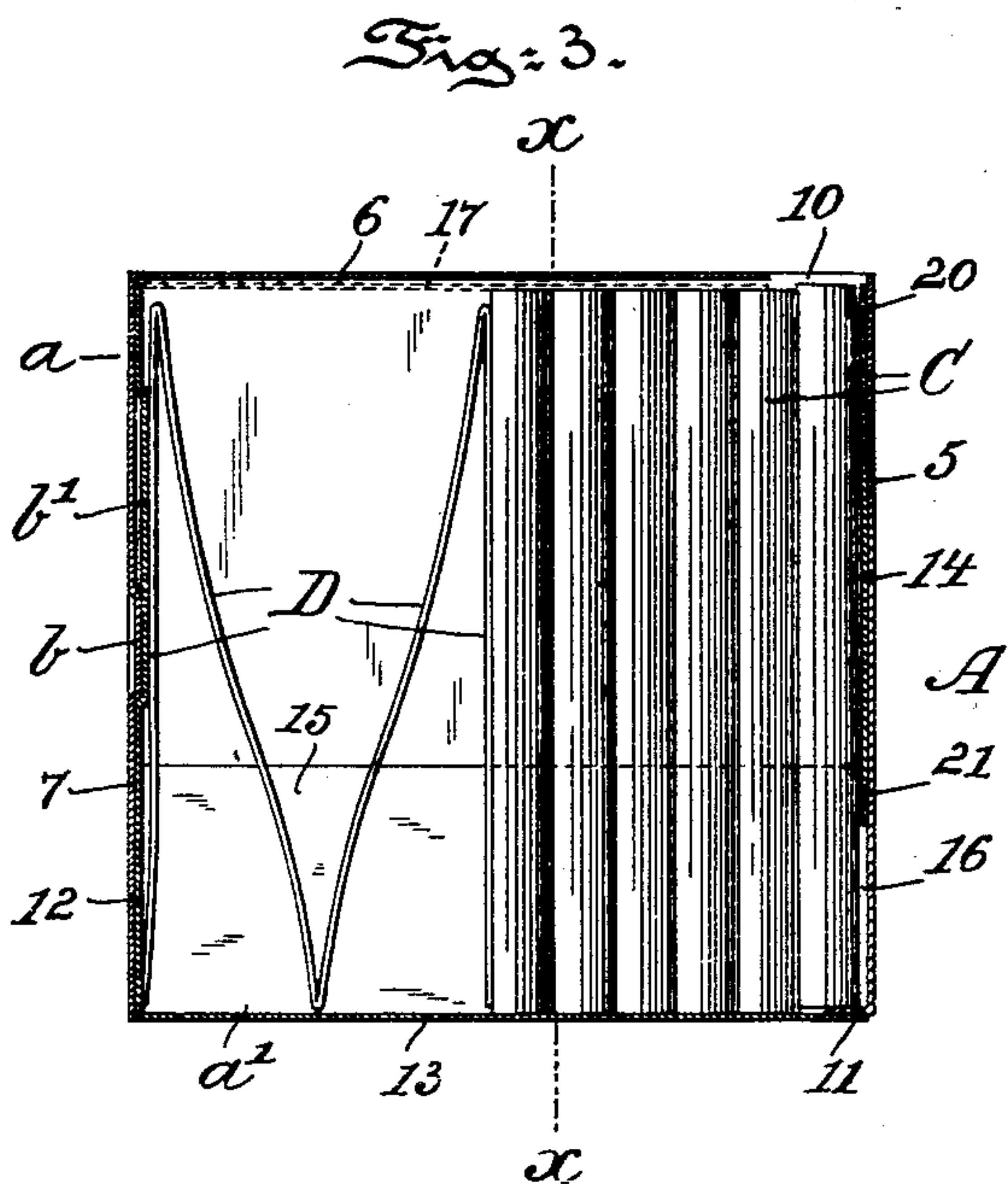
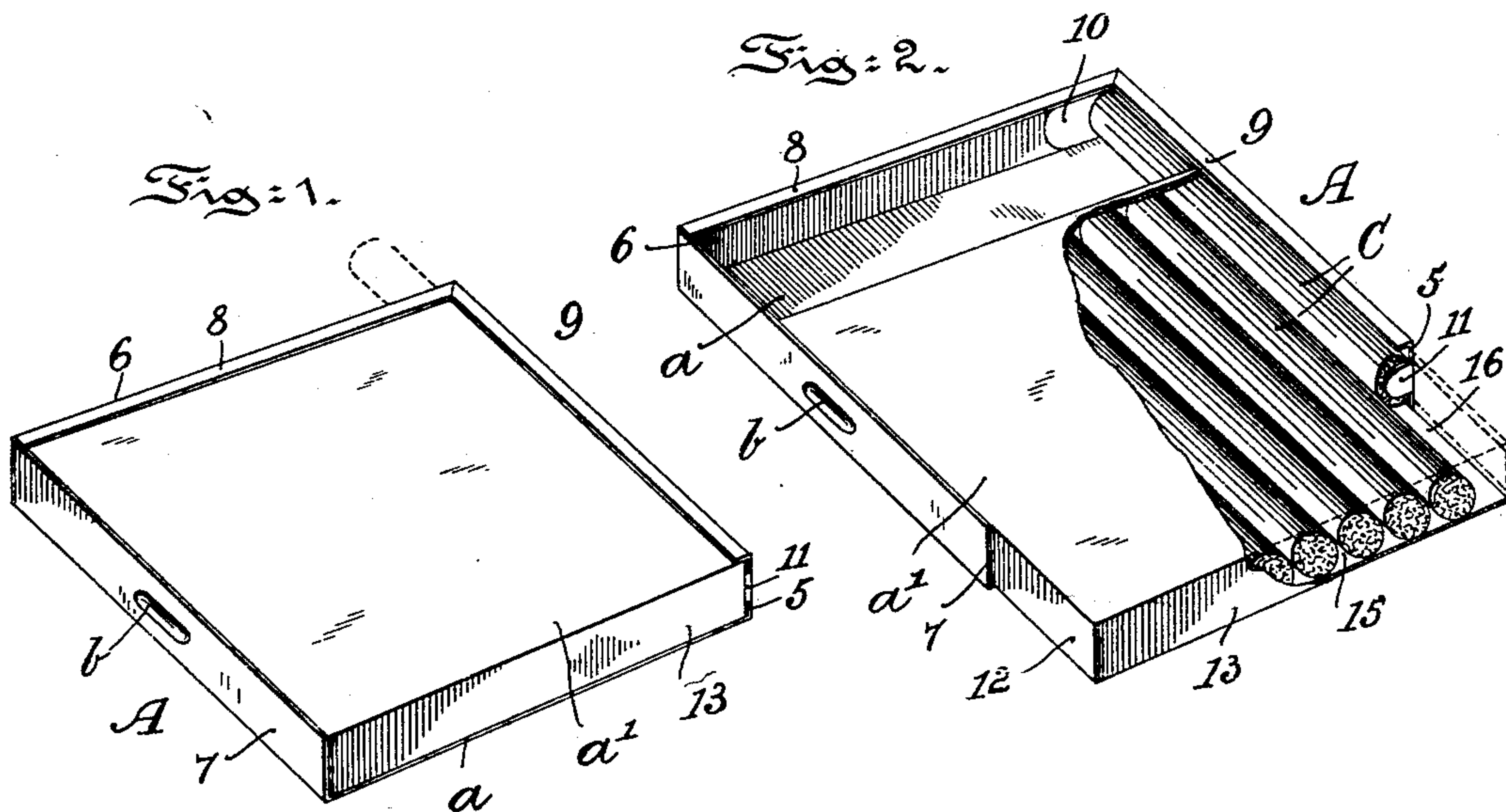
(No Model.)

H. H. KERR.

HOLDER FOR CIGARETTES OR SIMILAR ARTICLES.

No. 591,845.

Patented Oct. 19, 1897.



Witnesses:
Richard C. Maxwell
Thomas M. Smith.

Inventor:
Harry H. Kerr,
By J. Walter Douglas.
Attorney.

UNITED STATES PATENT OFFICE.

HARRY H. KERR, OF PHILADELPHIA, PENNSYLVANIA, ASSIGNOR OF ONE-HALF TO CLIFFORD STANLEY FOX, OF SAME PLACE.

HOLDER FOR CIGARETTES OR SIMILAR ARTICLES.

SPECIFICATION forming part of Letters Patent No. 591,845, dated October 19, 1897.

Application filed February 17, 1897. Serial No. 623,820. (No model.)

To all whom it may concern:

Be it known that I, HARRY H. KERR, a citizen of the United States, residing at the city of Philadelphia, in the county of Philadelphia and State of Pennsylvania, have invented certain new and useful Improvements in Holders for Cigarettes or Similar Articles, of which the following is a specification.

My invention has relation to a box or holder adapted to contain cigarettes or similar articles; and in such connection it relates to the particular construction and arrangement of the box or holder so as to be adapted by a hand manipulation to remove one by one a cigarette or similar article therefrom.

The principal objects of my invention are, first, to provide a box or holder adapted for cigarettes or the like, and arranged so that by a hand manipulation the cigarette or the like may be readily removed in sequence without chafing the wrapper thereof; second, to provide a two-part holder for cigarettes, cigars, or cheroots, adapted to be readily assembled and taken apart and also to be manipulated by hand to effect ready or quick removal of the articles one by one therefrom, and, third, to provide a slidable two-part box or holder for cigarettes, cigars, or cheroots adapted to be shifted and under delicate spring tension the removal one by one of the articles contained in the same therefrom without chafing of the wrappers thereof and the parts of the box or holder in slidable locking engagement with each other, yet readily detachable for refilling of the holder when emptied of its contents.

My invention, stated in general terms, consists of a cigarette, cigar, or cheroot holder, when constructed and arranged in substantially the manner hereinafter described and claimed.

The nature, characteristic features, and scope of my invention will be more fully understood from the following description, taken in connection with the accompanying drawings, forming part hereof, in which—

Figure 1 is a perspective view of a holder or box in a closed position embodying main features of my invention, showing a cigarette or the like in dotted outline projecting therefrom. Fig. 2 is a similar view showing the

two members of the holder or box partly in an open position and the cover partly broken away to expose the cigarettes seated therein under a delicate spring tension and with one of them partially liberated and resting against a lug of the base of the box in a position in which by a hand manipulation of the cover is adapted to be shifted through the opening in the base so as to be readily or quickly removed from the box or holder. Fig. 3 is a plan view of the interior of the cover of the box or holder, and Fig. 4 is a vertical sectional view on the line xx of Fig. 3.

Referring to the drawings, A is the rectangular or other shape box or holder, consisting of two members a and a' .

The member a is designated as the "base" and is provided with vertical walls 5, 6, and 7, two of which, being those at required angle to each other, are provided with overlapping flanges 8 and 9. In one of the walls—for example, 6—is provided a slot 10, and at or about the edge of the wall 5 is provided a lug 11, extending inwardly and against which is adapted to be held one end of a cigarette, cigar, or cheroot C, as indicated in Fig. 2, so as to be liberated from the box through the opening or slot 10. In the wall 7 of the base a is formed an indentation or internal projection b , for a purpose to be hereinafter fully explained.

The member a' is designated as the "cover," having walls 12, 13, and 14, the wall 13 being bent into an internal pocket 15 for seating the cigarettes, cigars, or cheroots therein. This pocket in one end wall thereof is provided with an oblong slot 16, as illustrated in Fig. 2 of the drawings. In the front or upper portion of the cover is formed a narrow rim 17, recessed or cut away at 18. In the wall 12 is provided an indentation or internal projection b' , adapted to engage with the projection b of the base of the box or holder to constitute a lock for the two members without interfering with the sliding movement of one member with respect to the other to force by the leaf or other spring D, detachably mounted in the cover a' , as illustrated in Fig. 3, a cigarette or the like onto the lug 11, in order that by a further shifting movement of the cover by hand or otherwise the cigarette may

be caused to project through the slot 10 of the base *a*, to assume a position such as illustrated in Fig. 1, and thereby to be readily withdrawn from the box or holder A. The
5 two internal projections *b* and *b'* of the respective members of the box or holder A constitute an efficient securing means for the members so as to be slid in connection one with the other to remove cigarettes or the like
10 in sequence or order from the box or holder and without chafing the wrapper, due to the fact that near the upper and lower ends of the wall 14 of the cover *a'* of the box or holder A are formed indentations to constitute in-
15 ternal transverse projections 20 and 21, whereby the article riding over these projections during liberation of the same by manipulations by hand of the cover, the cigarette or the like is caused to appear beyond the wall
20 of the base *a* of the holder A, as illustrated in Fig. 1, without possible chafing of the wrapper of the article C.

Having thus described the nature and objects of my invention, what I claim as new,
25 and desire to secure by Letters Patent, is—

The combination, in a holder for cigarettes, &c., of a rectangular bottom shell having three vertical walls, two of which at right an-

gles to each other are provided with overlapping or flanged upper edges, and the front
30 flanged wall near a corner of said shell is provided with a slot 10, and the side flanged wall is provided with a lug 11, and the opposite unflanged side wall being provided with an
35 internal locking projection *b*, and a rectangular top shell provided with three vertical and unflanged edge walls, in one of which is provided an oblong slot to permit said lug 11 to
40 engage therein, said top shell having an internal pocket for the reception of cigarettes or similar articles maintained in position therein under tension of a leaf-spring D, and
45 said articles adapted to be liberated through said slot 10, by causing the articles one by one to engage said lug 11, and said top shell provided in one side wall with an internal
projection *b'*, adapted to lock with said projection *b*, substantially as and for the purposes described.

In testimony whereof I have hereunto set
50 my signature in the presence of two subscribing witnesses.

HARRY H. KERR.

Witnesses:

J. WALTER DOUGLASS,
RICHARD C. MAXWELL.