

(No Model.)

W. HASKINS.
BOTTLE STOPPER AND HOLDER FOR SAME.

No. 591,402.

Patented Oct. 12, 1897.

Fig. 1.

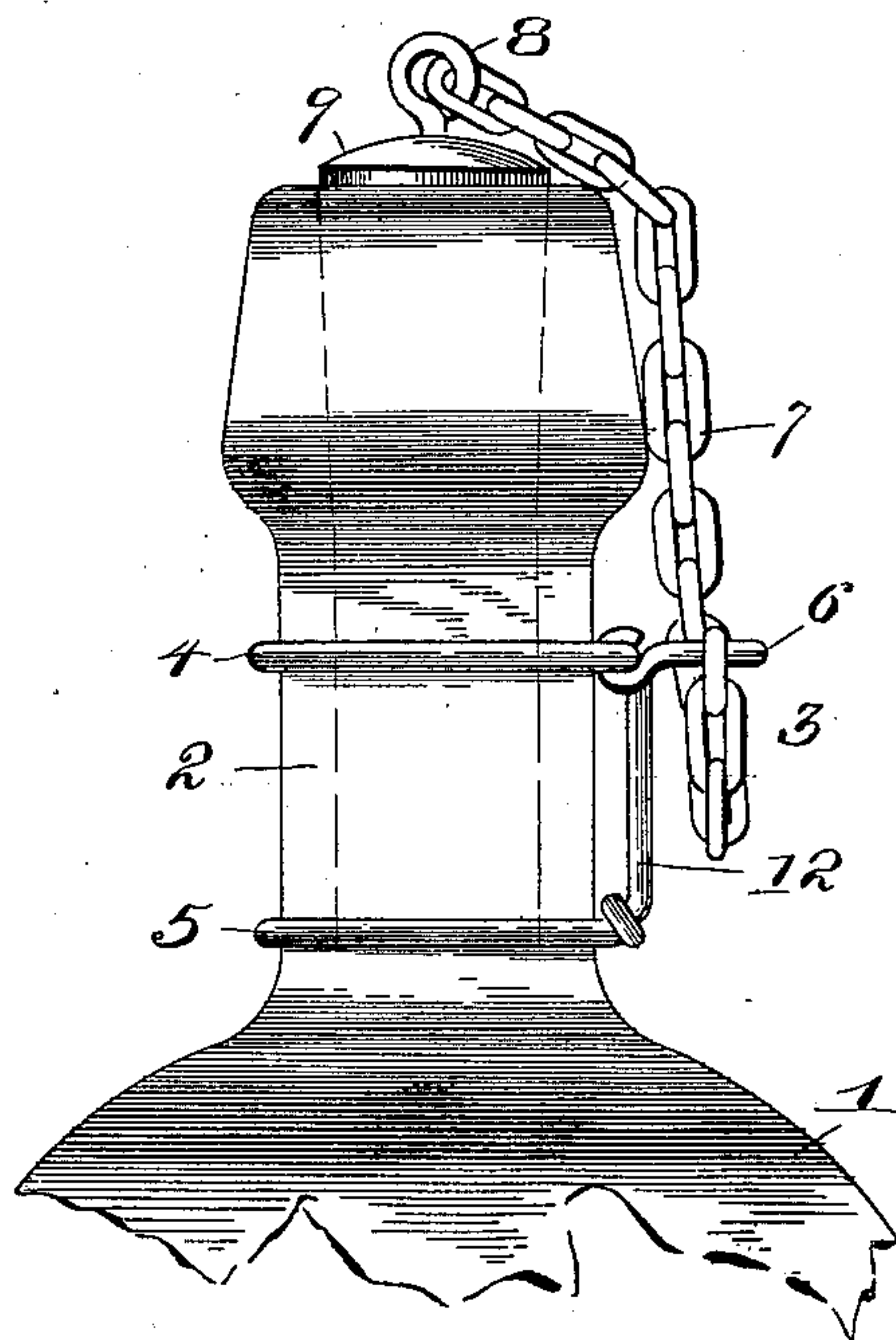


Fig. 2.

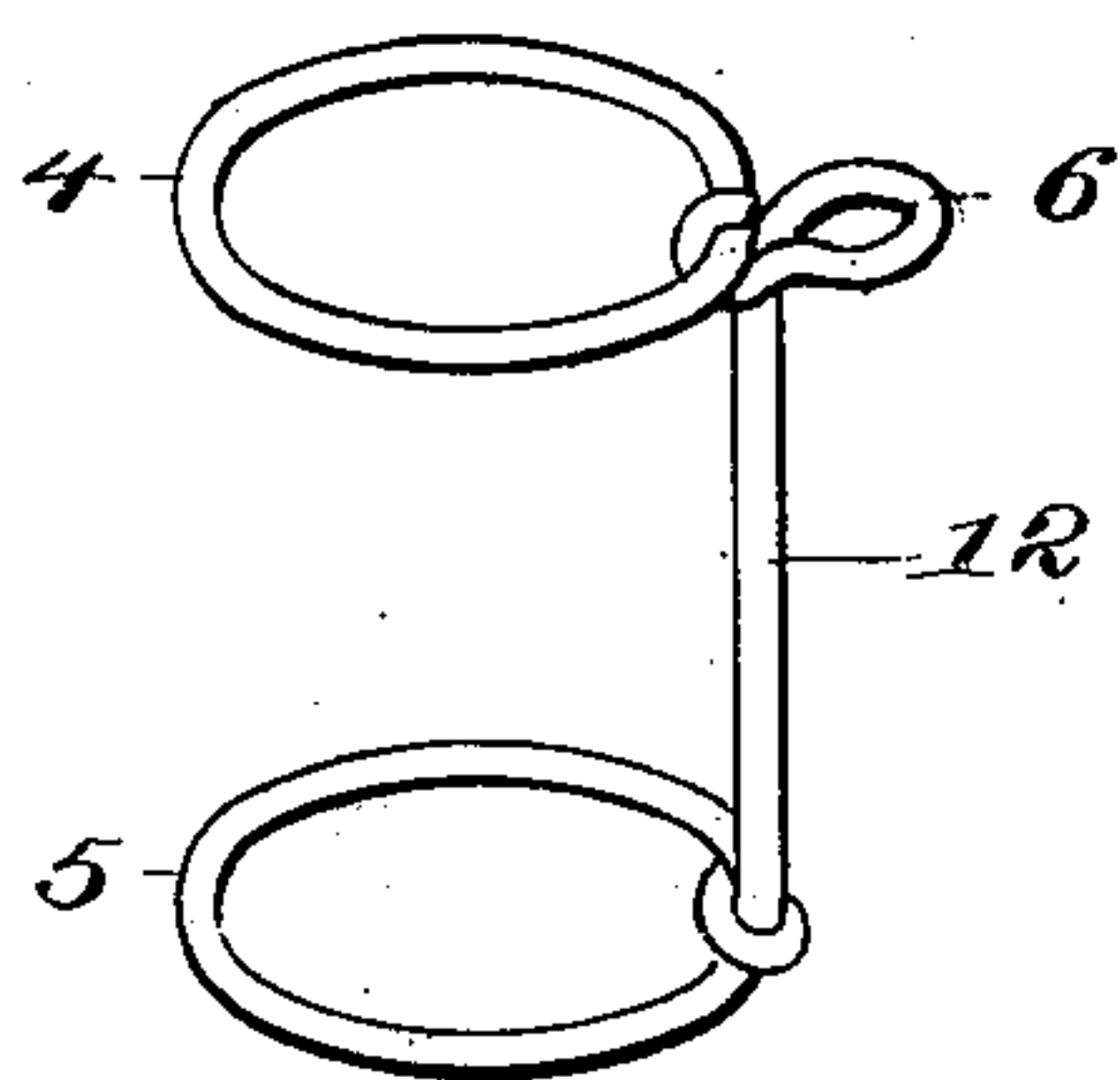
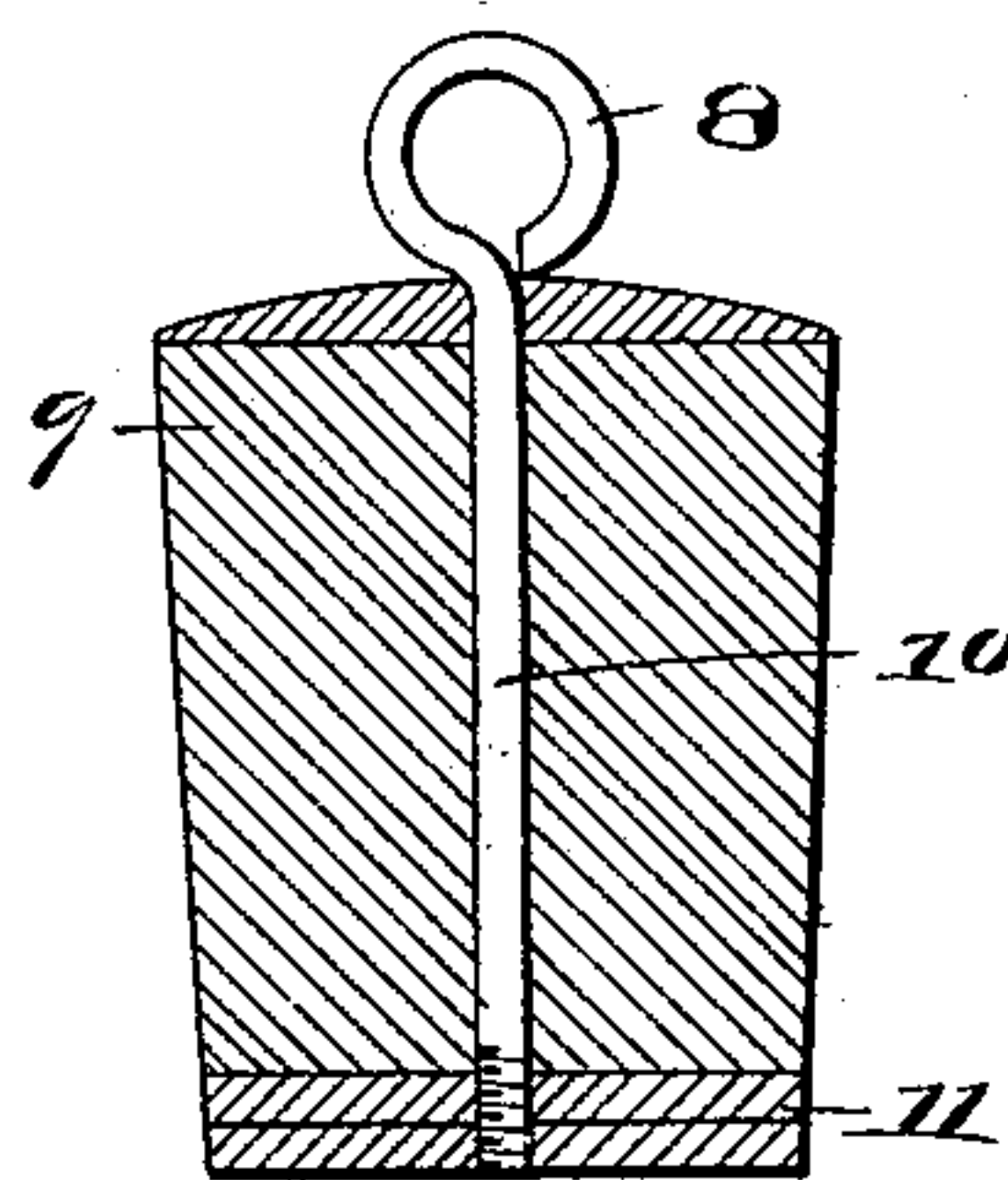


Fig. 3.



Witnesses
Wm. H. Edwards
J. G. Taylor

Inventor
William Haskins
By *John Wedderburn*
Attorney

UNITED STATES PATENT OFFICE.

WILLIAM HASKINS, OF TROY, NEW YORK.

BOTTLE-STOPPER AND HOLDER FOR SAME.

SPECIFICATION forming part of Letters Patent No. 591,402, dated October 12, 1897.

Application filed June 28, 1897. Serial No. 642,704. (No model.)

To all whom it may concern:

Be it known that I, WILLIAM HASKINS, of Troy, in the county of Rensselaer and State of New York, have invented certain new and useful Improvements in Bottle-Stoppers and Holders for Same; and I do hereby declare the following to be a full, clear, and exact description of the invention, such as will enable others skilled in the art to which it appertains to make and use the same.

This invention relates to new and useful improvements in bottle-stoppers and means for securing the same to the neck of the bottle; and it consists of the novel combination and arrangement of simple parts, that will be hereinafter fully described.

The object of the invention is to produce a device of the character above mentioned that will be simple in construction, durable, and efficient in operation.

I am enabled to accomplish the objects of my invention by the simple means illustrated in the accompanying drawings, in which—

Figure 1 represents a side elevation of a bottle with my improved stopper and retaining means attached thereto. Fig. 2 is a perspective view of the portion adapted to surround the bottle-neck, and Fig. 3 is a central vertical section of the stopper.

Referring to the drawings, the numeral 1 indicates an ordinary bottle provided with a neck 2.

The numeral 3 indicates the portion adapted to be placed upon the bottle-neck, which portion is formed of a single piece of wire bent to form two loops 4 and 5, which are adapted to receive the bottle-neck, and a loop 6, which is adapted to receive the end link of a short chain 7, which extends through said loop to the eye 8, which is provided in the top of the stopper 9. Passing through the center of this stopper is a rod 10, which is prefer-

ably a continuation of the wire forming the eye 8.

Secured to the stopper at the top and bottom thereof are disks 11, preferably of lead or some heavy material, provided for the purpose of more securely holding the cork in the neck of the bottle.

The numeral 12 indicates a vertical arm which connects the loops 4 and 5 and is preferably a continuation of the wire forming said loops.

It will be observed that the device herein described is especially simple and forms a convenient means for holding the cork when the same is removed from the bottle and prevent the same from becoming lost.

Having thus fully described my invention, what I claim, and desire to secure by Letters Patent, is—

1. The combination with a bottle, of a single piece of wire bent to form loops 4 and 5, being adapted to fit over the neck of the bottle, a chain secured to the loop 6 at one end, and having its other end connected to the eye on the top of the bottle-stopper, substantially as and for the purpose set forth.

2. The combination with a bottle-neck, of a weighted stopper therein, provided at its upper side with an eye, a chain connected to said eye, and having its other end connected with a loop 6, loops 4 and 5 formed of the combination of the wire forming loop 6, said loops 4 and 5 being adapted to fit over the neck of the bottle, substantially as and for the purpose set forth.

In testimony whereof I have signed this specification in the presence of two subscribing witnesses.

WILLIAM HASKINS.

Witnesses:

JAMES H. FAGAN,
CHARLES E. BENNETT.