

(No Model.)

D. DU BOIS.
GAME APPARATUS.

No. 590,093.

Patented Sept. 14, 1897.

FIG 1

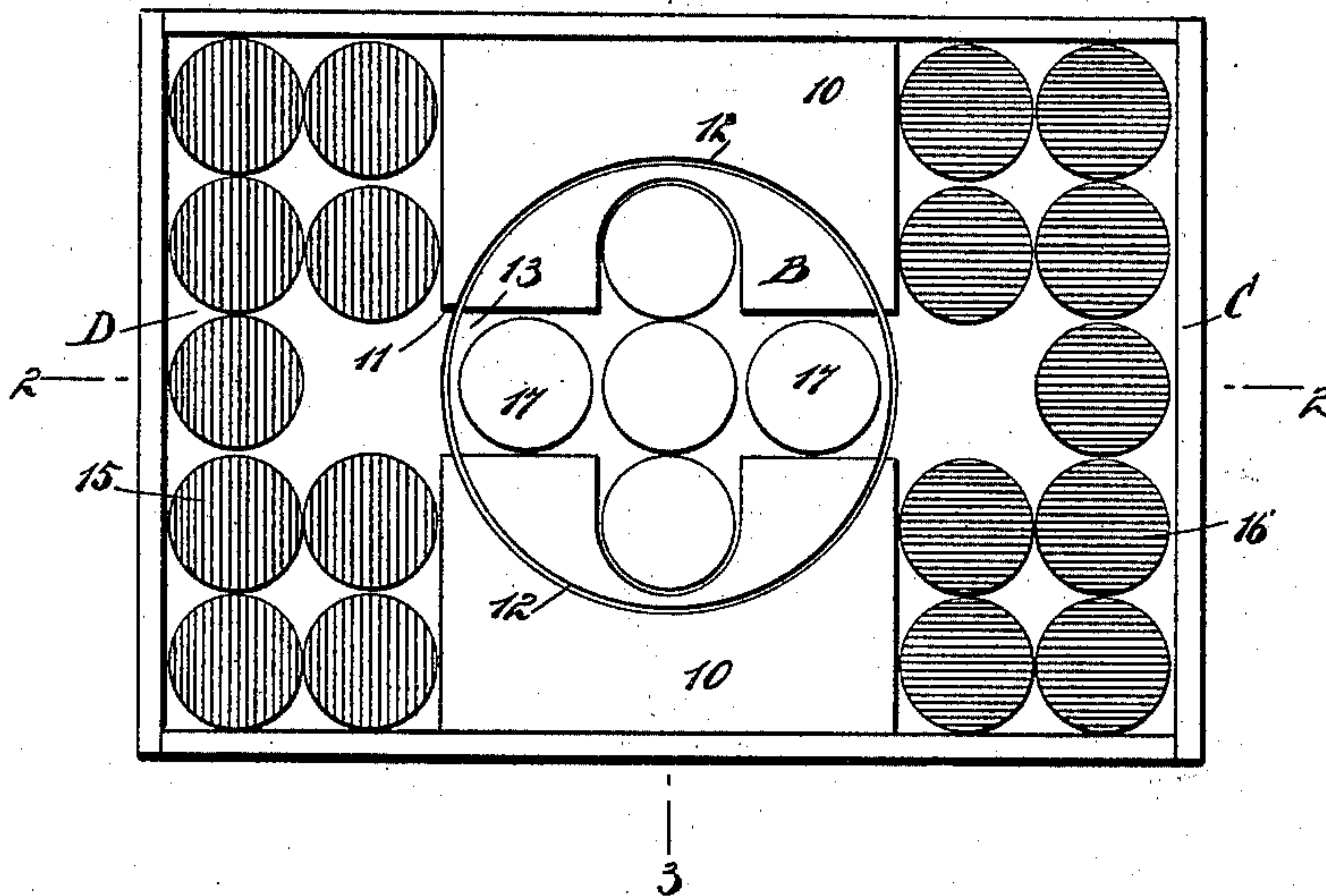


FIG 2

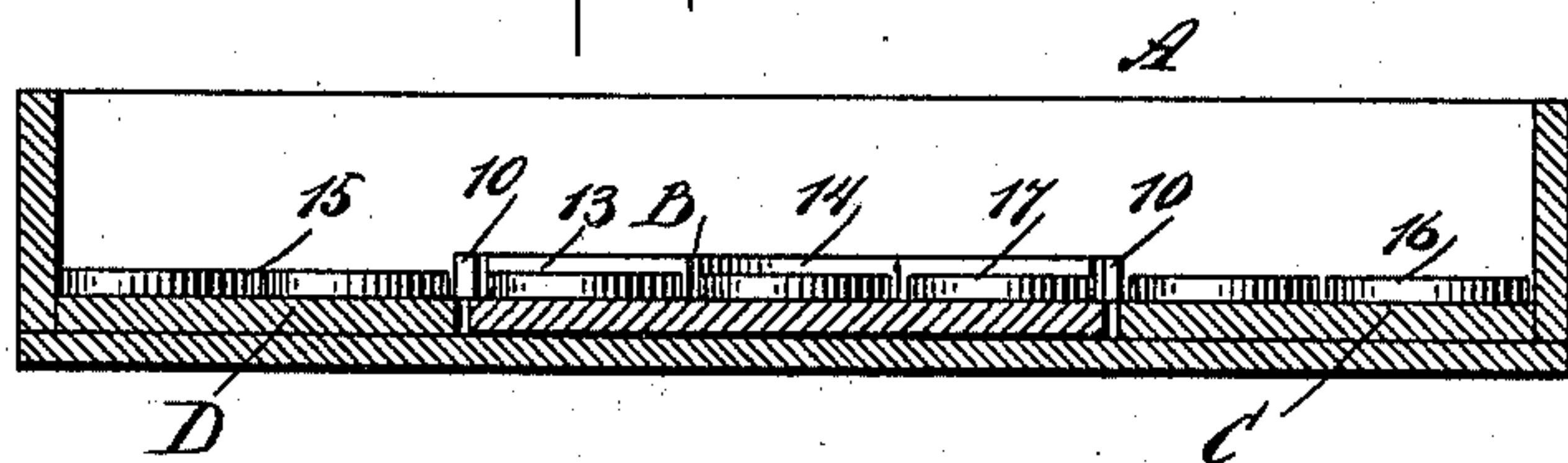
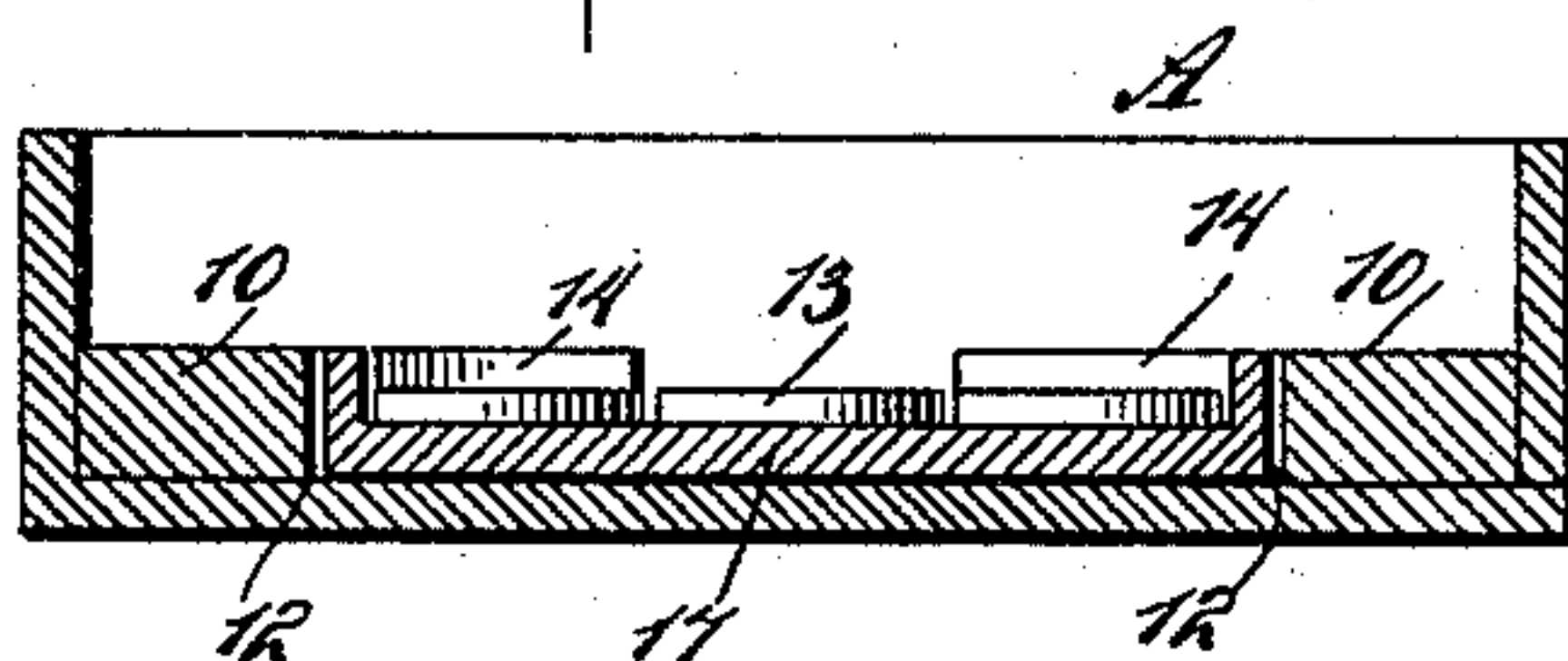


FIG 3



WITNESSES:

W. L. Schum.
J. H. Acker.

INVENTOR

D. DuBois.

BY

Wm. H. ...
ATTORNEYS.

UNITED STATES PATENT OFFICE.

DALLAS DU BOIS, OF MONTCLAIR, NEW JERSEY.

GAME APPARATUS.

SPECIFICATION forming part of Letters Patent No. 590,093, dated September 14, 1897.

Application filed March 31, 1897. Serial No. 630,093. (No model.)

To all whom it may concern:

Be it known that I, DALLAS DU BOIS, of Montclair, in the county of Essex and State of New Jersey, have invented a new and Improved Game Apparatus, of which the following is a full, clear, and exact description.

The object of this invention is to provide a game apparatus in which a number of movable pieces are employed, it being the purpose of the apparatus to effect a transfer of pieces from one compartment of a board to another, and to provide a transfer device or turn-table with movable objects also which must be restored to their position on the turn-table after the transfer of the pieces has been made from one side to the other of said table.

Another object of the invention is to provide for movable objects, which may be in three colors—as, for example, red, white, and blue.

The invention consists in the novel construction and combination of the several parts, as will be hereinafter fully set forth, and pointed out in the claims.

Reference is to be had to the accompanying drawings, forming a part of this specification, in which similar characters of reference indicate corresponding parts in all the figures.

Figure 1 is a plan view of the game apparatus. Fig. 2 is a longitudinal section on the line 2 2 of Fig. 1, and Fig. 3 is a transverse vertical section on the line 3 3 of Fig. 1.

The board is usually provided with a marginal flange forming a tray A of any desired length, depth, or width. A partition 10 is located in the said tray at each side of its longitudinal center, the space 11 between the two partitions being of any desired width. The inner or opposing faces of the two partitions 10 are each provided with a concaved or segmental recess 12, the opposing recesses being adapted to receive a turn-table B, which may be pivoted to the bottom of the tray or may be simply laid thereon, and, if desired, the bottom of the tray may have a circular recess to receive the bottom portion of the turn-table, admitting of its being made thick, if necessary.

The turn-table is provided with a cruciform groove or channel, one member 13 whereof extends through to the edges of the turn-table, while the other member 14 is stopped

short of the said edges and its ends are given a more or less cylindrical shape. The partitions and the turn-table provide for two end compartments C and D, as illustrated particularly in Fig. 1. Any desired number of movable objects 15, preferably in the form of disks or chips, are placed in the compartment D, while similar objects 16 are placed in the compartment C. The channel or groove in the turn-table B is usually made to receive five disks or chips 17, but a larger or smaller turn-table, however, may be used, providing space for a greater or less number of disks or chips.

Whatever may be the size of the turn-table it must be provided with a full number of chips to fill all the spaces therein, and there must be only two vacant spaces in the whole game, one in each end compartment. It is designed that the disks, chips, or movable objects shall be of different colors, preferably the disks or chips that are placed in position on the turn-table are white, those in one end compartment red, and those in the other end compartment blue. Each end compartment C and D is not quite filled up with the chips or disks, one being omitted, so as to provide space to enable the disks or chips to be shifted about. The game is to so move the disks that the red disks or those in the compartment D will be transferred to the compartment C, and vice versa, the white disks being restored to the channel in the turn-table after once having been moved therefrom.

It will be observed that while the game apparatus is of simple character it will require considerable patience and much ingenuity to accomplish the aforementioned change in the position of the disks or movable objects. In effecting the change in the position of the pieces, the white disks on the turn-table must first be passed into one or the other of the compartments C or D and the pieces in said compartment shifted, so that one or more of them may be carried onto the turn-table and said turn-table revolved so as to bring the desired disks opposite the openings between the partitions.

Having thus described my invention, I claim as new and desire to secure by Letters Patent—

1. A game apparatus, consisting of a tray

having a central partition dividing said tray into two compartments, and a turn-table located in the said partitions, the turn-table being provided with a cruciform groove or channel, one member whereof extends out to the edge of the turn-table, as and for the purpose specified.

2. A game apparatus consisting of a tray, partitions located in the said tray at each side of its center, dividing said tray into two end compartments, each partition having a segmental recess in its inner face, and a turn-table loosely placed in the recessed portions of the said partitions, the turn-table being provided with channels or grooves, one of which extends through to the margin of the turn-table, being adapted to register with the space between the partitions, as and for the purpose specified.

3. A game apparatus consisting of a tray, a partition secured in the bottom of said tray

at each side of its center, the opposing faces of the partitions being provided with concaved recesses whereby the tray is provided with two end compartments, a turn-table mounted to revolve in the recessed portions of the partitions, having a cruciform groove or channel one member whereof extends out to the edge, and movable objects located in the end compartments, sufficient room being provided in each of the compartments for shifting the said objects, other movable objects being located in the channel or groove in the turn-table, the said movable objects being adapted to be differently colored or of different appearance, as and for the purpose specified.

DALLAS DU BOIS.

Witnesses:

A. F. ACKER,
JNO. M. RITTER.