

(No Model.)

R. SCHUMACHER.
MUSIC HOLDER.

No. 589,862.

Patented Sept. 14, 1897.

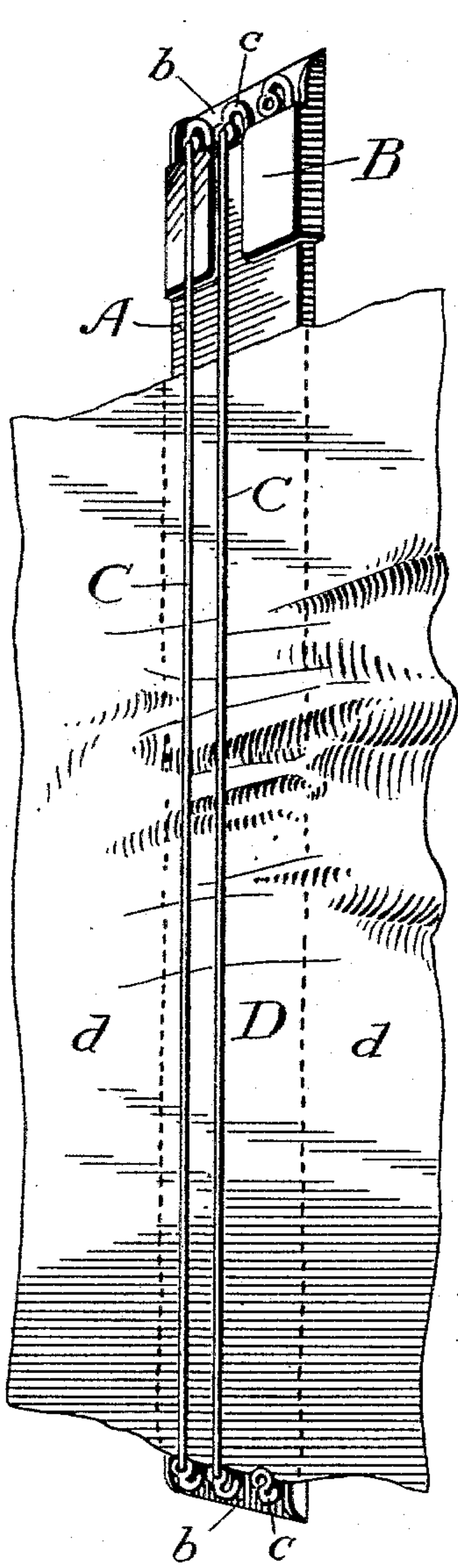


Fig. 1.

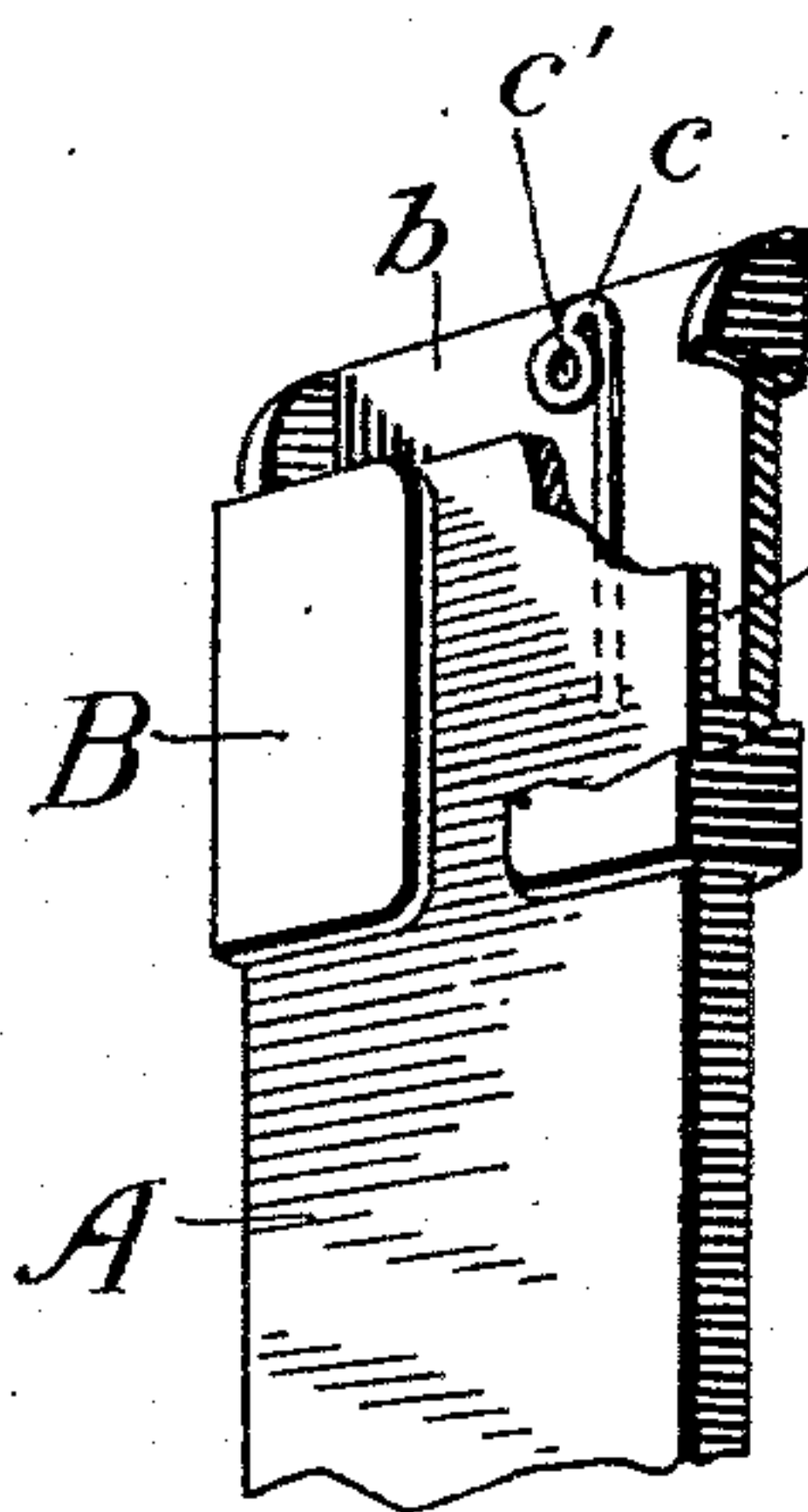


Fig. 2.

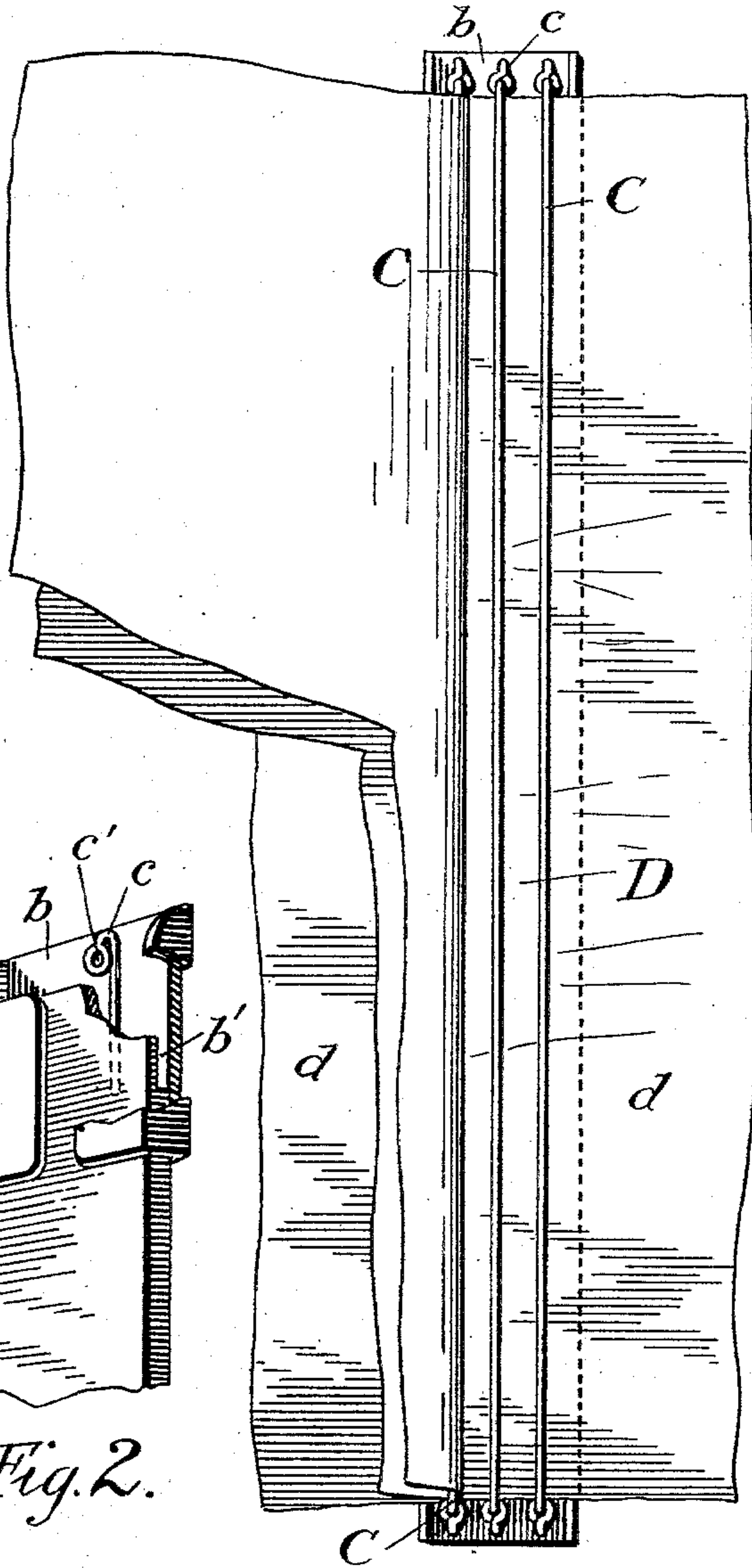


Fig. 3.

WITNESSES

J. Frank Culverwell.
J. G. Tabler.

INVENTOR,

Reinhard Schumacher.
by John Wedduburn
Attorney

UNITED STATES PATENT OFFICE.

REINHARD SCHUMACHER, OF SAN FRANCISCO, CALIFORNIA, ASSIGNOR OF
ONE-HALF TO RUDOLPH HEROLD, JR., OF SAME PLACE.

MUSIC-HOLDER.

SPECIFICATION forming part of Letters Patent No. 589,862, dated September 14, 1897.

Application filed November 14, 1896. Serial No. 612,129. (No model.)

To all whom it may concern:

Be it known that I, REINHARD SCHUMACHER, a citizen of the United States, residing at San Francisco, in the county of San Francisco and State of California, have invented certain new and useful Improvements in Music-Holders; and I do hereby declare the following to be a full, clear, and exact description of the invention, such as will enable others skilled in the art to which it appertains to make and use the same.

This invention relates to improvements in temporary binders.

The invention consists of certain novel constructions, combinations, and arrangements of parts, all of which will be hereinafter more fully described and claimed.

In the accompanying drawings, forming part of this specification, Figure 1 represents a detail perspective view of the binder embodying my invention, a portion of the elastic cords being detached at one end to show the formation of the hook. Fig. 2 represents an enlarged detail view of one end of the binder, one of the securing-clips, and one of the hooks, the corner of the clip being broken away; and Fig. 3 represents a front elevation of my improved binder with a sheet of music secured therein.

A in the drawings represents the back of my improved holder, B the spring securing-clips, and C C the elastic cords. The back A is composed of a single strip, preferably wood, and is provided at each end with one of the spring-clips B, secured fast thereto. Each of said clips B comprises a single plate of metal bent about the end of said back A and provided with an extended lip *b*, adapted to hide and protect the hooks *c*, connected to the ends of elastic cords C. The clips B are so applied to the respective opposite ends of the back A as to leave small spaces *b'* between the back surface of said back and the inner surfaces of said clips. The office of said spaces *b'* is to receive the hooks *c*. When the latter are forced downward into position, each of said hooks *c* is provided with an eye *c'*, through which one end of the elastic cords is passed and then tied into a knot, so as to secure said cord to said hook.

It will be observed from the foregoing description that when it is desired to apply a book or pamphlet to the back A the said book or pamphlet is first opened and one of the elastics passed through the same, as shown in Fig. 3, the opposite end of said elastic being secured in position by passing the hooks into the spaces *b'*. The said hooks are held firmly in position by the tension of the elastic, which normally pulls said hooks firmly down into the spaces *b'*.

It will also be observed that any number of pamphlets may be applied to the holder by simply adding a new elastic each time. When it is desired to detach any leaf or book, the same is accomplished by simply unhooking one end of the proper elastic by disengaging the hook from the back and securing-clip. This may be done by any suitable tool, which may be slipped under the loop of the hook to draw the same outward against the tension of its elastic. When it is desired to secure a single leaf to the holder, the same must be bent at its outer edge to form a small flap, thus leaving a crease or groove in which the elastic may be seated. I preferably cover the said back A and a portion of the clips B with a cloth covering D, having extended flaps *d*, that are adapted to be secured to any suitable covering for the leaves or pamphlet connected to the binder.

Having thus described my invention, what I claim as new, and desire to secure by Letters Patent, is—

1. In a temporary binder, the combination with a suitable back, of spring-clips applied at the opposite ends of the same and formed with extended clamping-lips adapted to pass about said back, a plurality of elastics, and hooks secured to the opposite ends of said elastics and adapted to be forced down between the portions of the spring-clips and the back, and thus securely held in position, substantially as described.

2. In a temporary binder, the combination with a suitable back, of spring-clips applied at the opposite ends of the same and each provided with an extended protecting-lip and a plurality of clamping-lips adapted to surround said back, a plurality of elastics, and

hooks secured to the opposite ends of said
elastics and each comprising an eye and an
extended hook portion, the latter adapted to
be forced down between the spring-clips and
5 the back and held in position under spring-
tension, substantially as described.

In testimony whereof I have signed this

specification in the presence of two subscrib-
ing witnesses.

REINHARD SCHUMACHER.

Witnesses:

RUDOLPH HEROLD, Jr.,

C. KAEMPFF.