

(No Model.)

A. SEIDENSPINER.
COMBINED CIGAR AND CIGARETTE HOLDER.

No. 589,623.

Patented Sept. 7, 1897.

Fig: 1.

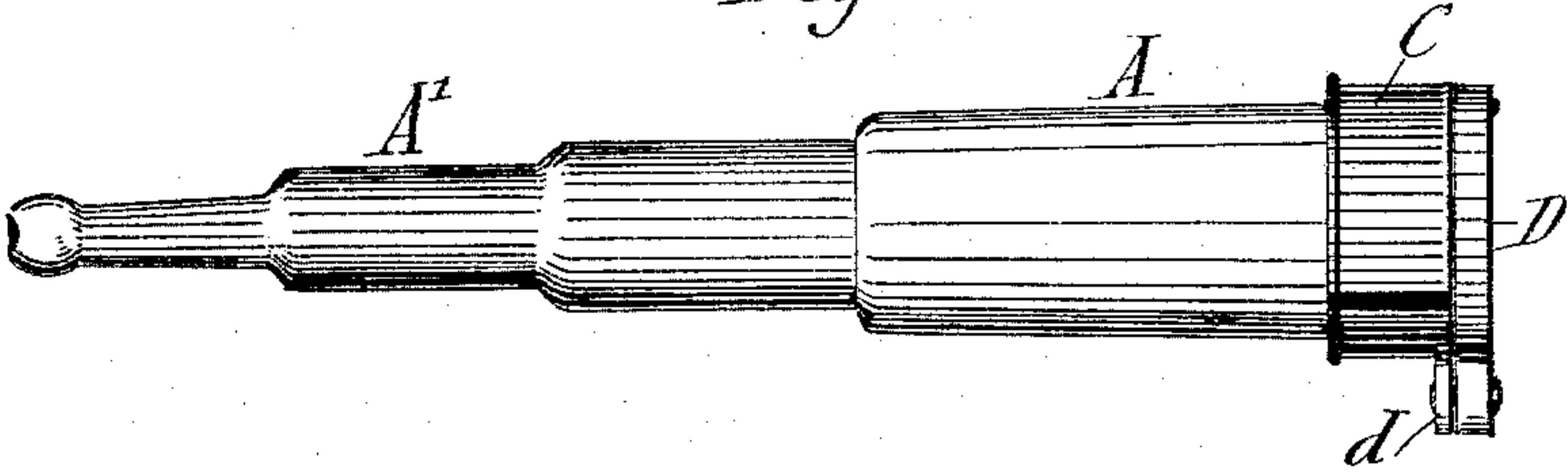


Fig: 1^a

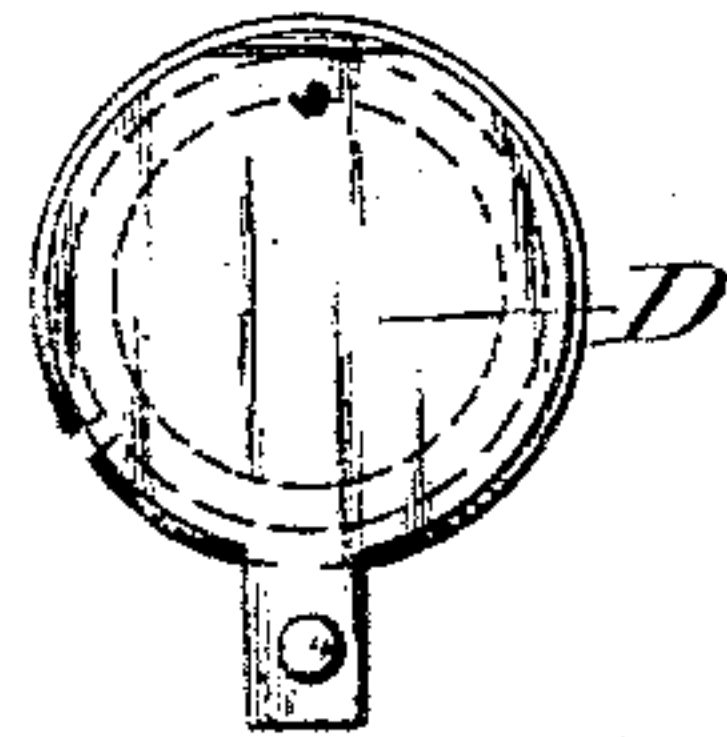


Fig: 2.

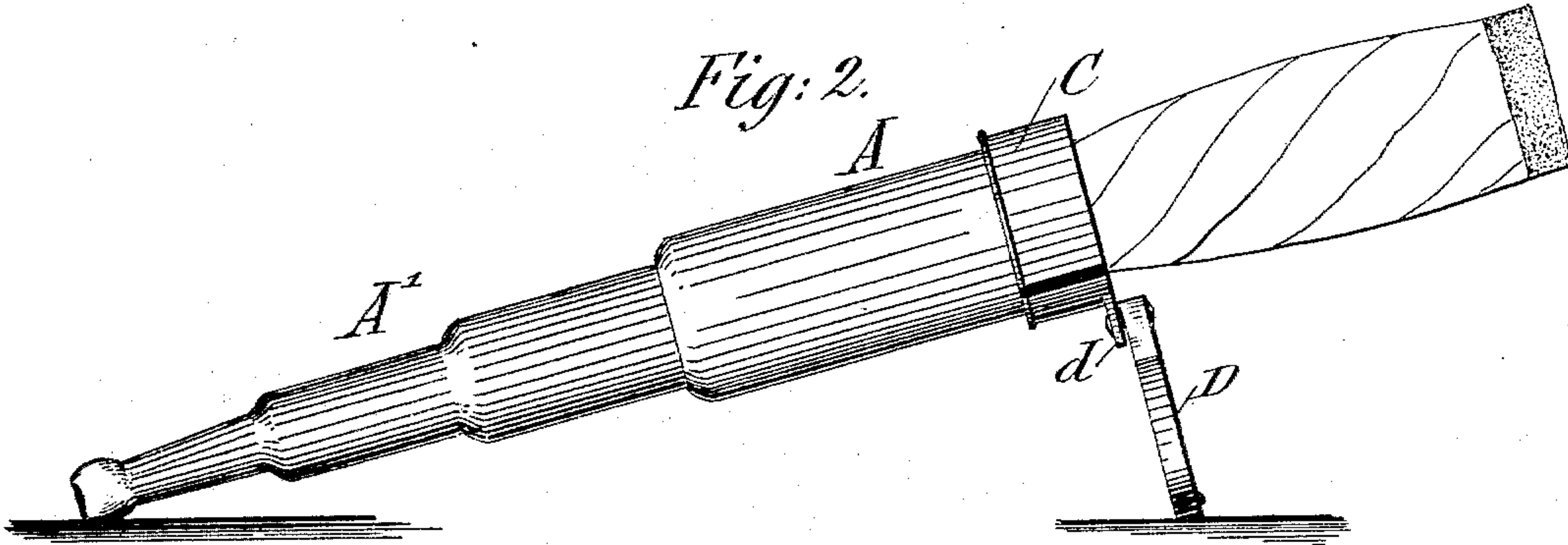


Fig: 3.

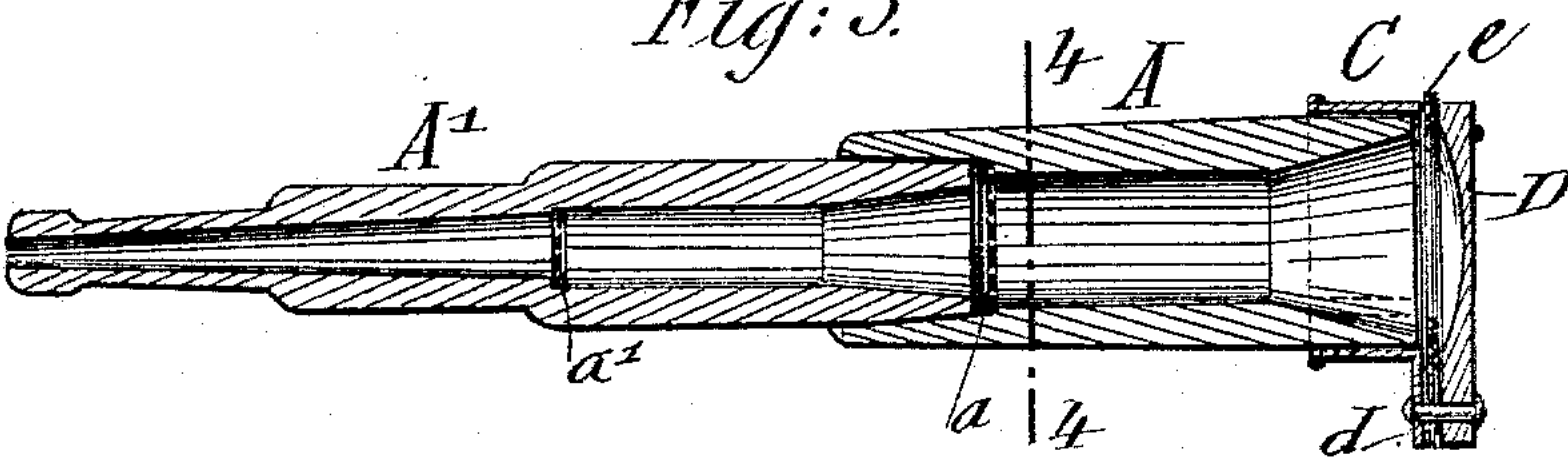


Fig: 4.

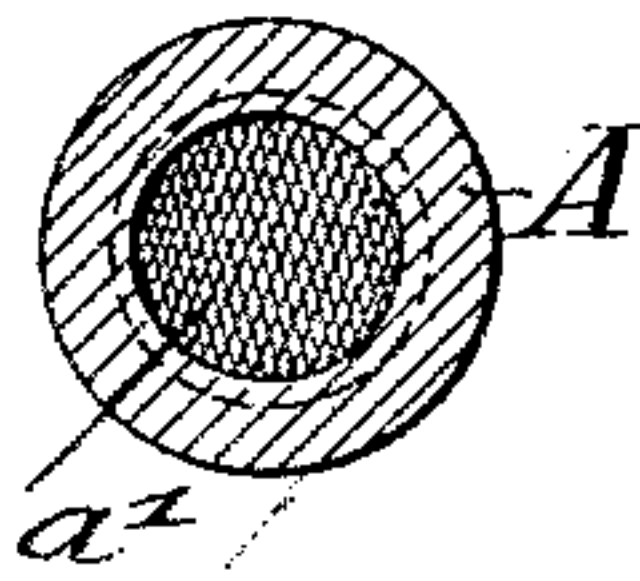


Fig: 5.




Fig: 8.




Fig: 6.


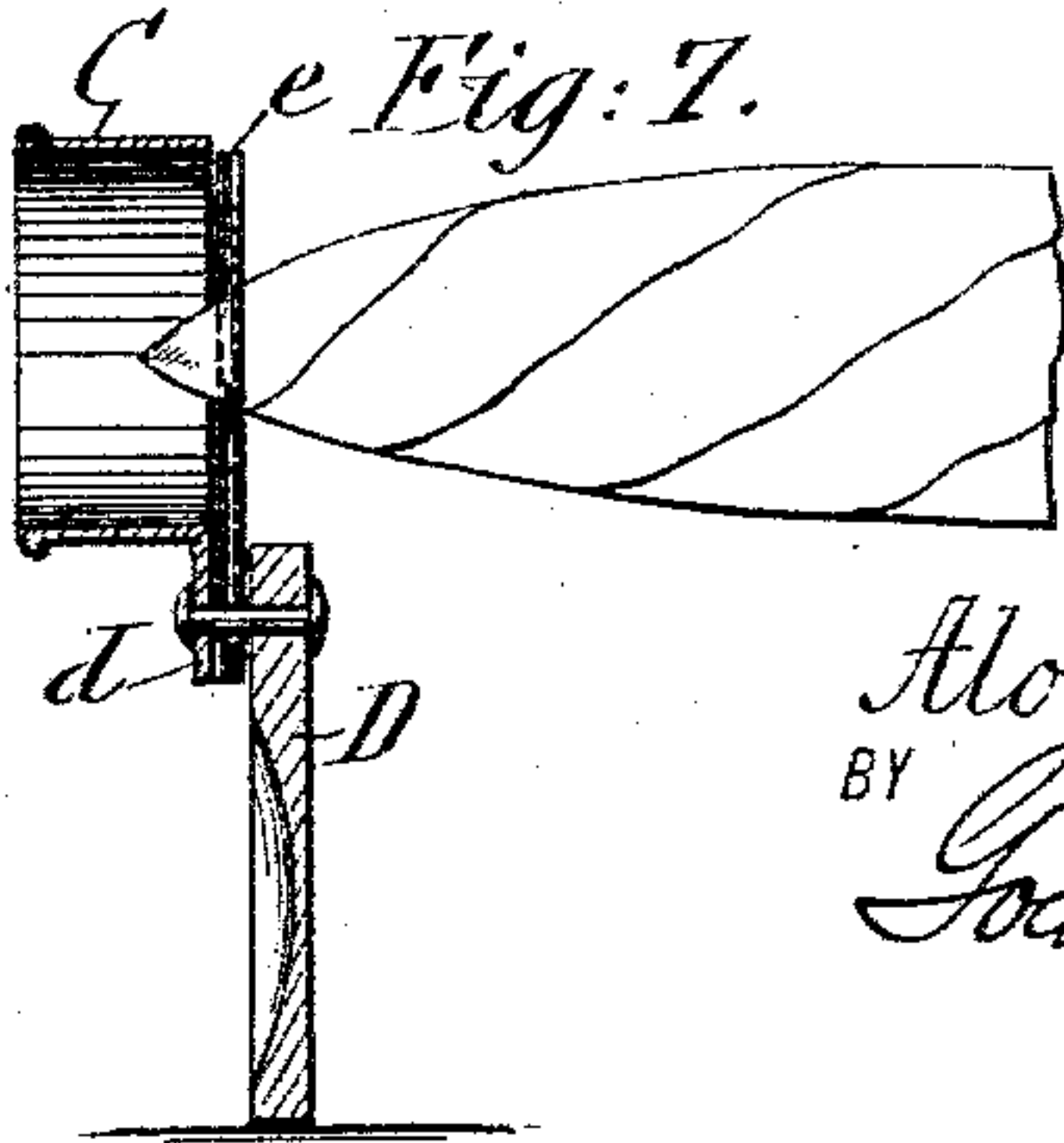


Fig: 7.



WITNESSES:

William B. Roberts.
Geo. B. Jackson.

INVENTOR

Alois Seidenspinner
BY George & Ragsdale
ATTORNEYS.

UNITED STATES PATENT OFFICE.

ALOIS SEIDENSPINER, OF BROOKLYN, NEW YORK.

COMBINED CIGAR AND CIGARETTE HOLDER.

SPECIFICATION forming part of Letters Patent No. 589,623, dated September 7, 1897.

Application filed April 13, 1897. Serial No. 631,956. (No model.)

To all whom it may concern:

Be it known that I, ALOIS SEIDENSPINER, a citizen of the United States, residing at Brooklyn, in the county of Kings and State of New York, have invented certain new and useful Improvements in a Combined Cigar and Cigarette Holder, of which the following is a specification.

My invention is designed to furnish an improved holder for cigars or cigarettes which may be used for holding the cigar or cigarette while smoking the same and which may be used, when the cigar is partly smoked, as a cap or protector for the same, so that it can be conveniently carried in the pocket and finished some other time.

The invention consists of a holder for cigars or cigarettes which comprises two sections, one fitting into the other and each being provided with nicotine-retaining devices, said sections being separable from each other, so that the inner one can be used separately for cigarettes, while the combined smaller and larger one is used when smoking cigars. A spring-ring is applied to the end of a cigar or cigarette holder and is provided with a pivoted incombustible cap, which, in connection with the spring-ring, may be placed over the partly-smoked cigar or cigarette when the same is desired to be finished later on or when it is desired to carry it in the pocket. The said cap may be opened so as to serve either as a handle or as a stand for supporting the cigar.

In the accompanying drawings, Figure 1 represents a side elevation of my combined cigar and cigarette holder. Fig. 1^a is an end elevation of the same, showing the cap in position on the holder. Fig. 2 is a side elevation of my device shown as a cigar-holder with a partly-smoked cigar in position in the same and a cap in position as a supporting-stand. Fig. 3 is a vertical longitudinal section of the combined cigar and cigarette holder shown in Fig. 1. ~~Fig. 4 is a vertical transverse section on line 4-4, Fig. 3.~~ Fig. 5 is a modified construction of the spring-ring and cap in connection with the pivoted tip-cutting knives shown as applied to the end of a partly-smoked cigar. Figs. 6 and 7 are

an end elevation and a vertical longitudinal section of the spring-ring, tip-cutter, and cap shown in position for cutting off a tip; and Fig. 8 is a spring-ring or cap shown as applied to a cigarette.

Similar letters of reference indicate corresponding parts.

Referring to the drawings, A A' represent the sections of my improved cigar and cigarette holder combined. The parts A A' may be made of meerschaum, amber, cherry-wood, bone, or other suitable material. The larger section A is provided at one end with a conical socket for inserting a cigar and at the opposite end with a tapering socket and shoulder for receiving the smaller section A', as shown in Fig. 3. The end of the smaller section A' is also made conical and tapering and of the size of ordinary cigarettes, so that it may be used when detached from the larger section A as a cigarette-holder. When the section A' is inserted in the section A and tightly fitted in the same, both sections together can be used as a cigar-holder. Each section A and A' is provided with a washer *a* and *a'*, which are placed against interior shoulders formed in the sections A A', as shown in Fig. 3, and which are provided with suitable layers of incombustible fabric, such as asbestos, which are saturated with chemical substances that retain and neutralize the poisonous nicotine in the parts composing the washers *a a'*. The washers can be easily removed for cleaning by subjecting them to heat, after which they can be replaced in position in the holders. The washers may be also treated or saturated with medicinal preparations in case a particular effect is desired to be produced.

To the end of the larger section A or the smaller section A' is applied a split spring-ring C, which is formed of suitable metal and which can be readily slipped over the end of the cigar or cigarette when the same is partly smoked, so as to be used in connection with a cap D, that is pivoted to a lug *d* of the spring-ring C, and which cap is made of incombustible material. The partly-smoked cigar or cigarette can be readily carried in the pocket and finished at another time by sim-

ply removing the spring-ring cap and replacing it either on the body of the cigar or on the holder, as the case may be.

The inner surface of the pivoted cap D is 5 concaved, so as to provide for the rounded-off end of the partly-smoked cigar or cigarette, as shown in the sectional views, Figs. 3, 5, and 8. When a cigar or cigarette is inserted into 10 the holder, the spring-ring is applied over the end of the holder of the section A or A', the pivoted cap serving then as a handle for the holder. The cap may also be used when thus applied as a supporting-stand when putting 15 down the holder with the cigar, as shown in Fig. 2. When the partly-smoked cigar is to be finished, the spring is moved over the body of the cigar or cigarette, so that the end can be lighted again, in which case the split ring and its cap can be used as a holder for the 20 cigar and cigarette without the use of the holder A A'. When, however, the latter is used, the spring-ring cap is placed in position on the end of either section, accordingly as a cigar or cigarette is to be smoked. When the 25 cigar or cigarette is partly smoked and the smoking is to be discontinued, the spring-ring is loosened from the holder and slipped over the body of the cigar until it arrives at the end of the same, when the cap is to be moved 30 up in position, as shown in Figs. 1, 1^a, and 3, in which position the cigar or cigarette can be readily carried in the pocket without injury to the same.

In some cases it may be desirable to furnish the spring-ring with a tip-cutting device. 35 This is shown in Figs. 5, 6, and 7, in which two pivoted semicircular cutting-knives *ee* are shown as applied to the same pivot by which the cap is pivoted to the lug of the 40 spring-ring. The cutting-knives *ee* are used

by applying the same to the tip end of a cigar and pressing quickly together, as shown in Fig. 6 and 7, so that the tip is thereby cut off.

When the holder is not required for use, the split ring is placed at the end of the same 45 with cap D closed, as shown in Fig. 1. In this position it can be readily carried in the pocket, being small and of compact shape. It can be used as either a cigar or cigarette holder when the sections are either connected 50 or the smaller one separated from the larger one.

Having thus described my invention, I claim as new and desire to secure by Letters Patent— 55

1. A combined cigar and cigarette holder, consisting of a large section provided with a tapering socket for receiving a cigar, a smaller section provided with a mouthpiece and having a tapering end socket for receiving a cigarette when detached, an interior shoulder at 60 the inside of the large section for receiving the end of the smaller section, and washers arranged in the large and smaller section and prepared so as to form a nicotine-absorber, 65 substantially as set forth.

2. The combination with a cigar-holder, or a combined support and protector, consisting of a split ring, an incombustible cap pivoted to the same, and a tip-cutting device pivoted 70 to the said split ring, substantially as set forth.

In testimony that I claim the foregoing as my invention I have signed my name in presence of two subscribing witnesses.

ALOIS SEIDENSPINER.

Witnesses:

PAUL GOEPEL,
GEO. W. JAEKEL.