

(No Model)

C. F. FRANCISCO.
BUCKLE.

No. 587,571.

Patented Aug. 3, 1897.

Fig. 1.

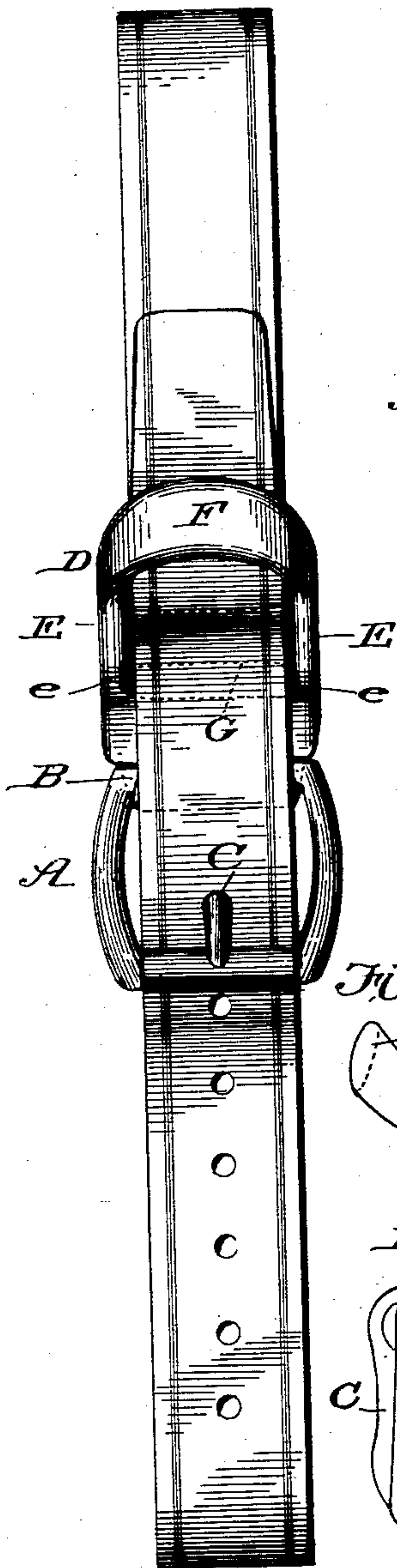


Fig. 3.

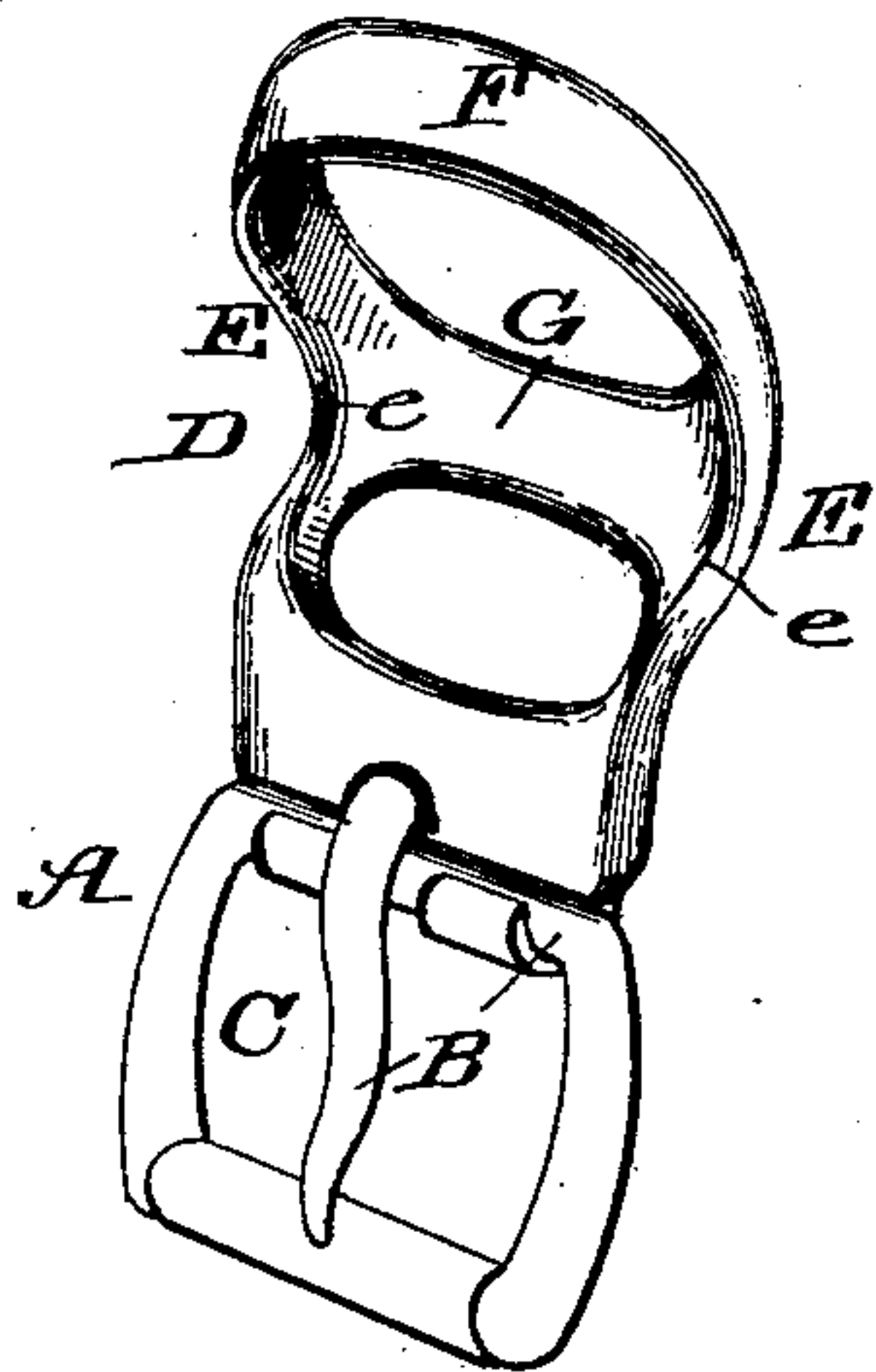


Fig. 2.

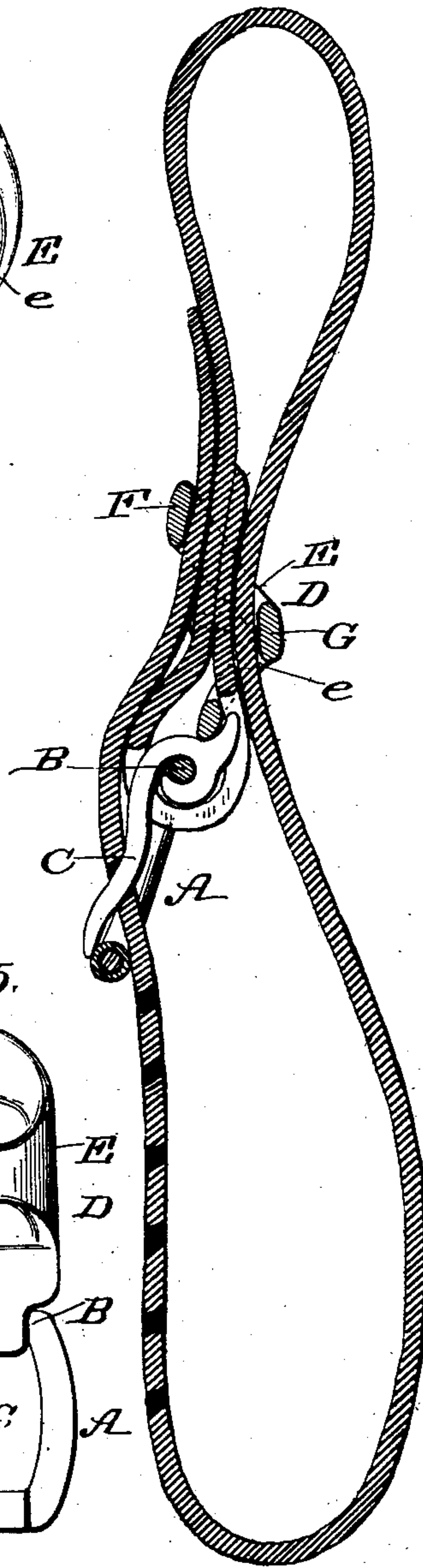


Fig. 4.

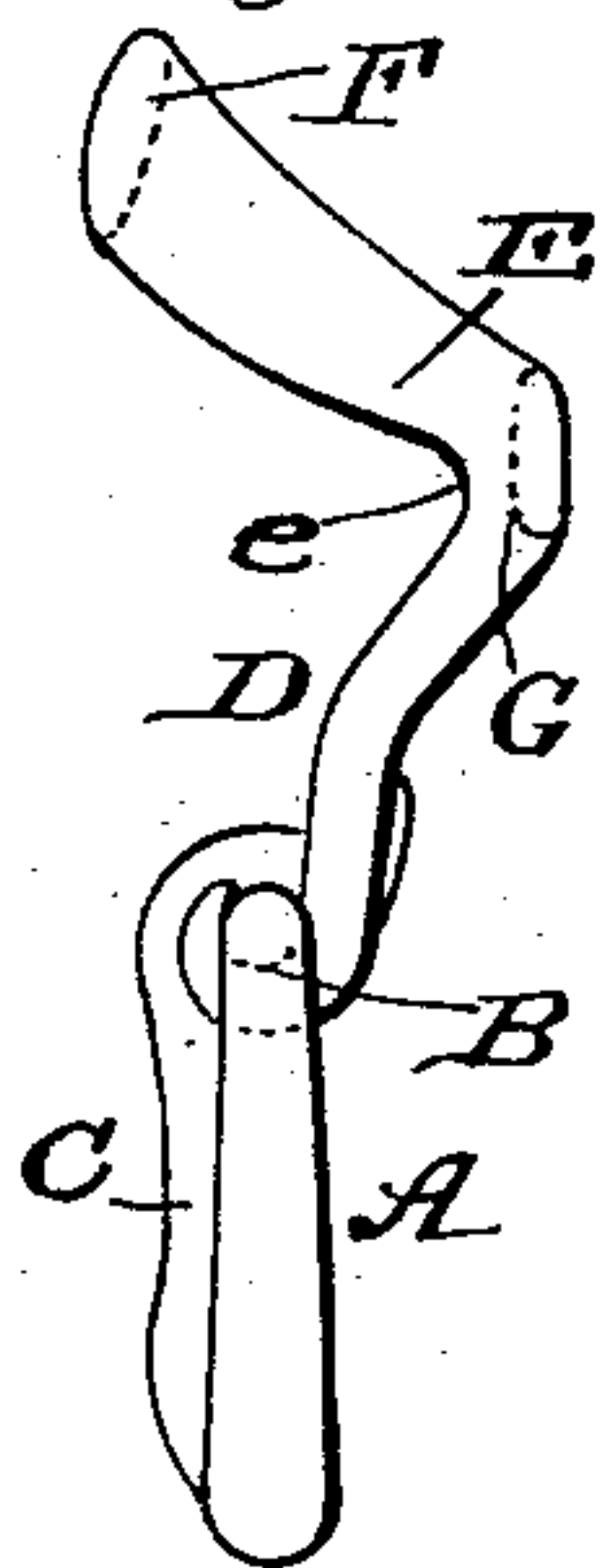
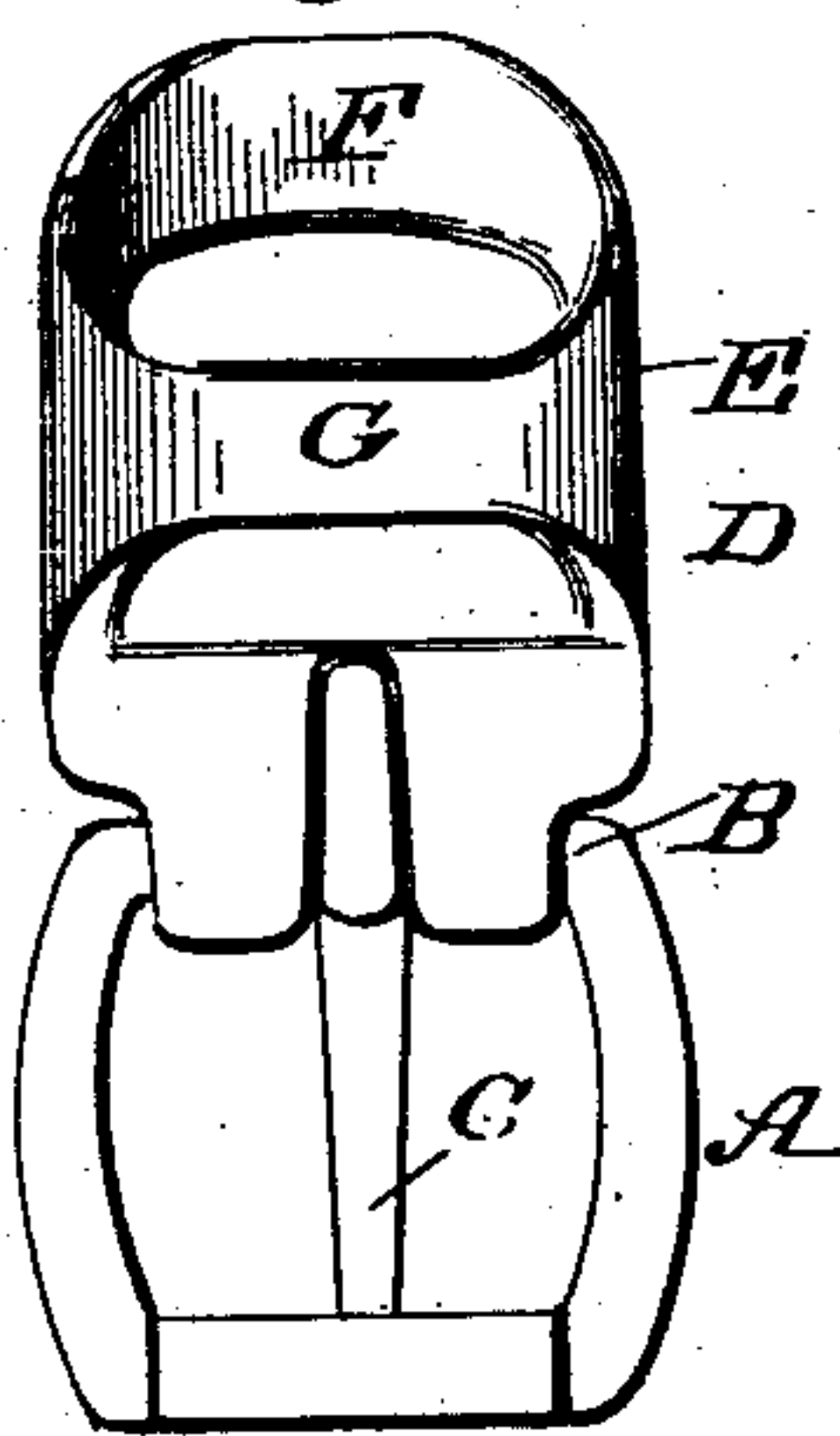


Fig. 5.



WITNESSES:

Jos. A. Ryan
P. B. Turpin.

INVENTOR

Charles F. Francisco

BY

Munn & Co.

ATTORNEYS.

UNITED STATES PATENT OFFICE.

CHARLES F. FRANCISCO, OF SAN DIEGO, CALIFORNIA.

BUCKLE.

SPECIFICATION forming part of Letters Patent No. 587,571, dated August 3, 1897.

Application filed November 2, 1896. Serial No. 610,870. (No model.)

To all whom it may concern:

Be it known that I, CHARLES F. FRANCISCO, of San Diego, in the county of San Diego and State of California, have invented a new and
5 useful Improvement in Buckles, of which the following is a specification.

My invention is an improvement in buckles, and particularly in that class of buckles represented by my former patent, No. 561,308,
10 dated June 2, 1896; and the invention consists in the novel constructions and combinations hereinafter described, and pointed out in the claim.

In the drawings, Figure 1 is a front view, 15 and Fig. 2 a sectional view, of my invention as in use. Fig. 3 is a detail perspective view of the buckle. Fig. 4 is an edge view thereof. Fig. 5 is bottom plan view of the buckle.

The buckle-frame A has a tongue-bar B and
20 a tongue C pivoted thereto. To this tongue-bar I hinge at one end the keeper D, which is in the nature of a frame having side bars E, connected at their outer ends by an end cross-bar F. At a point about midway their
25 ends the side bars are dropped or depressed at e, and the dropped portions are connected by the intermediate cross-bar G. This cross-bar G is arranged out of line with the bar F and the tongue-bar B and serves the double
30 purpose of a keeper for the hame-strap or holdback and as a base or fulcrum for the

keeper to rock on against the collar in order to lift the point of the tongue C from the buckle-frame, the tongue having a shoulder projecting from its base in position to engage 35 the keeper, as in my former patent before referred to.

The end cross-bar F is preferably broadened, forming a broad surface, against which the thumb may be pressed in rocking the 40 keeper in the operation of the buckle.

Having thus described my invention, what I claim as new, and desire to secure by Letters Patent, is—

The buckle herein described consisting of 45 the buckle-frame having a tongue-bar, the keeper hinged to said tongue-bar and the tongue having a shoulder projecting from its base and engaged with the keeper, such keeper being provided with an end cross-bar 50 and with an intermediate fulcrum-bar arranged between the tongue-bar and the end cross-bar and depressed below the same and arranged and adapted to serve as a fulcrum in rocking the keeper to lift the point of the 55 tongue all substantially as shown and described.

CHARLES F. FRANCISCO.

Witnesses:

Mrs. G. M. DREW,
MILLIE BERG.