

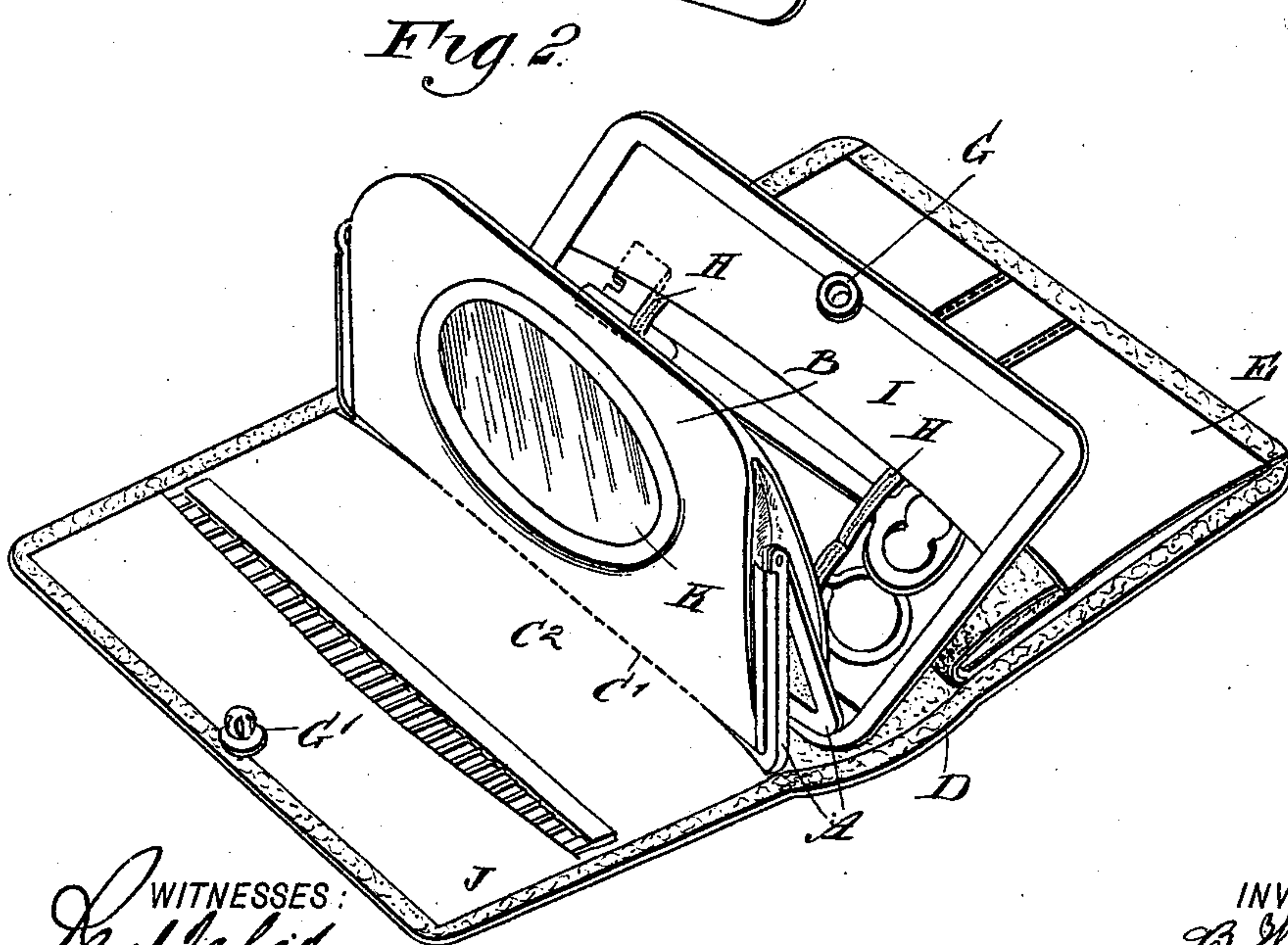
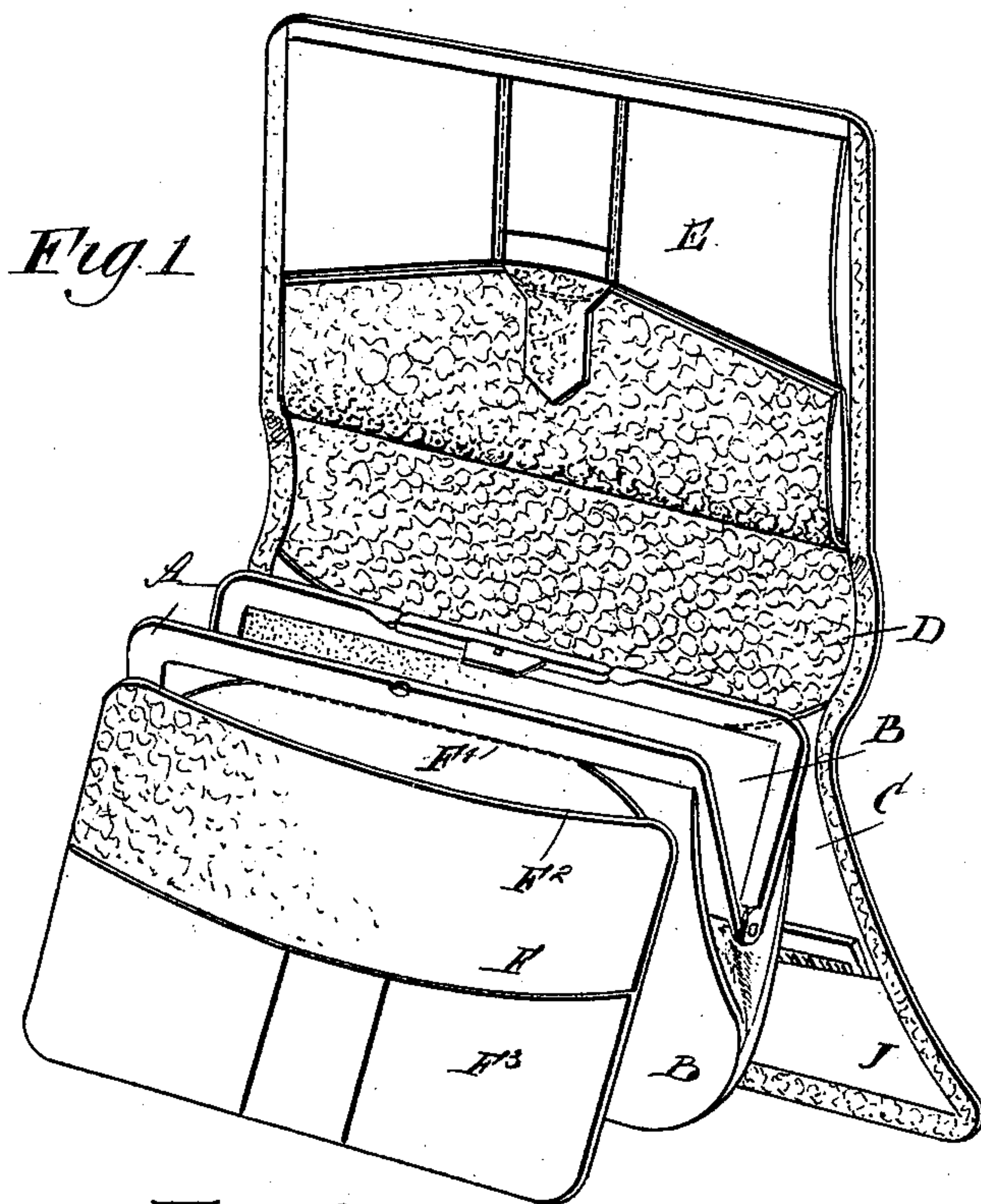
(No Model.)

2 Sheets—Sheet 1.

B. WILENTSHIK.
POCKET BOOK.

No. 587,251.

Patented July 27, 1897.



WITNESSES:

Paul J. Baker
Rev. J. H. Foster

INVENTOR

B. Wilentshik

BY

Wm. J. ...

ATTORNEYS.

(No Model.)

2 Sheets—Sheet 2.

B. WILENTSHIK.
POCKET BOOK.

No. 587,251.

Patented July 27, 1897.

Fig. 3

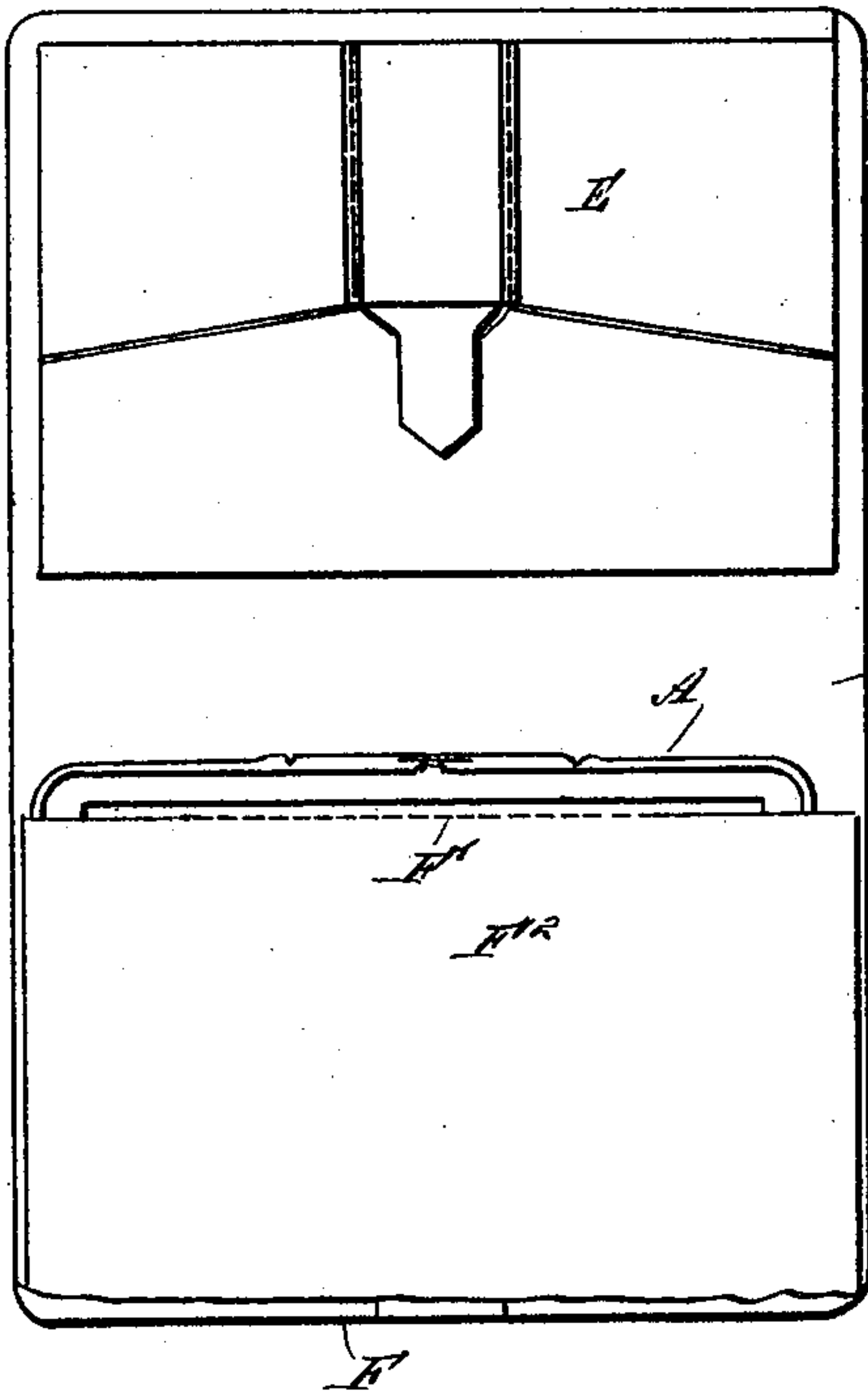


Fig. 4.

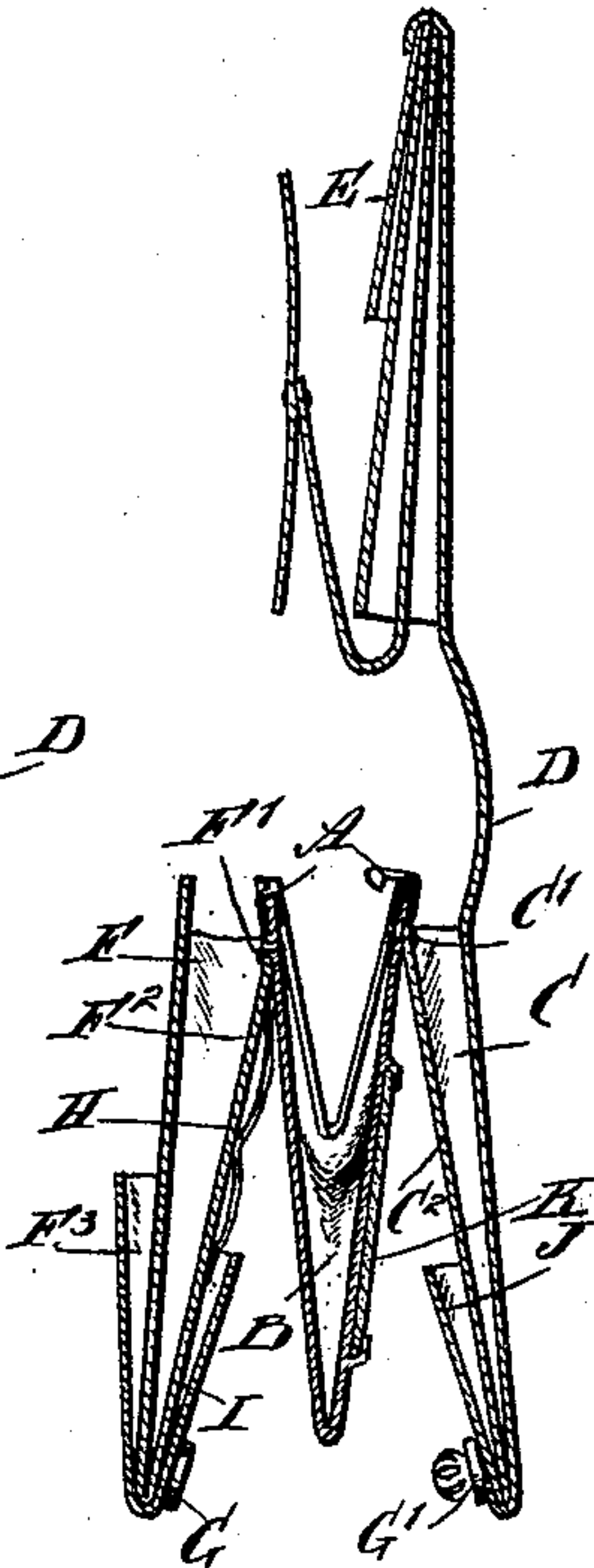
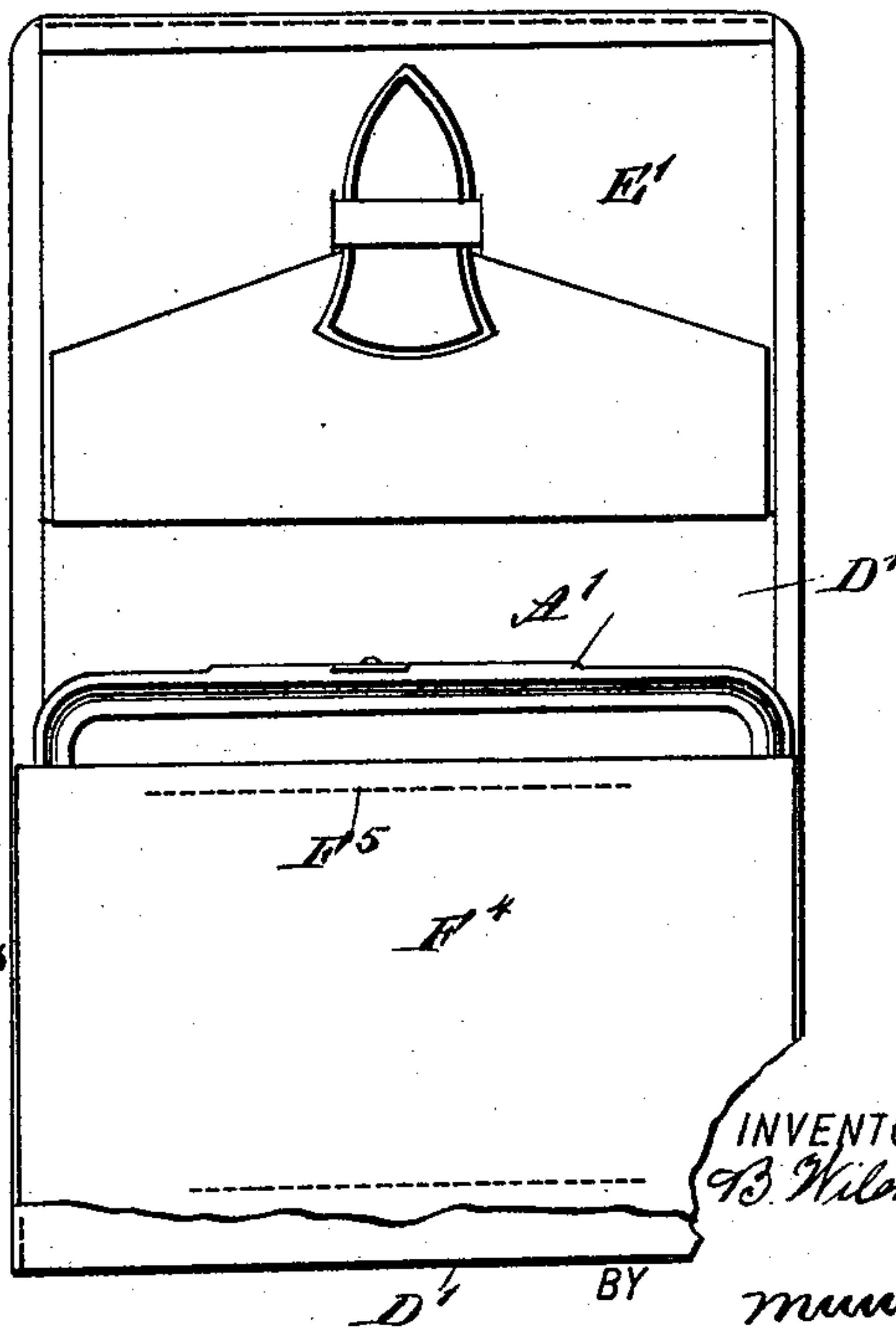
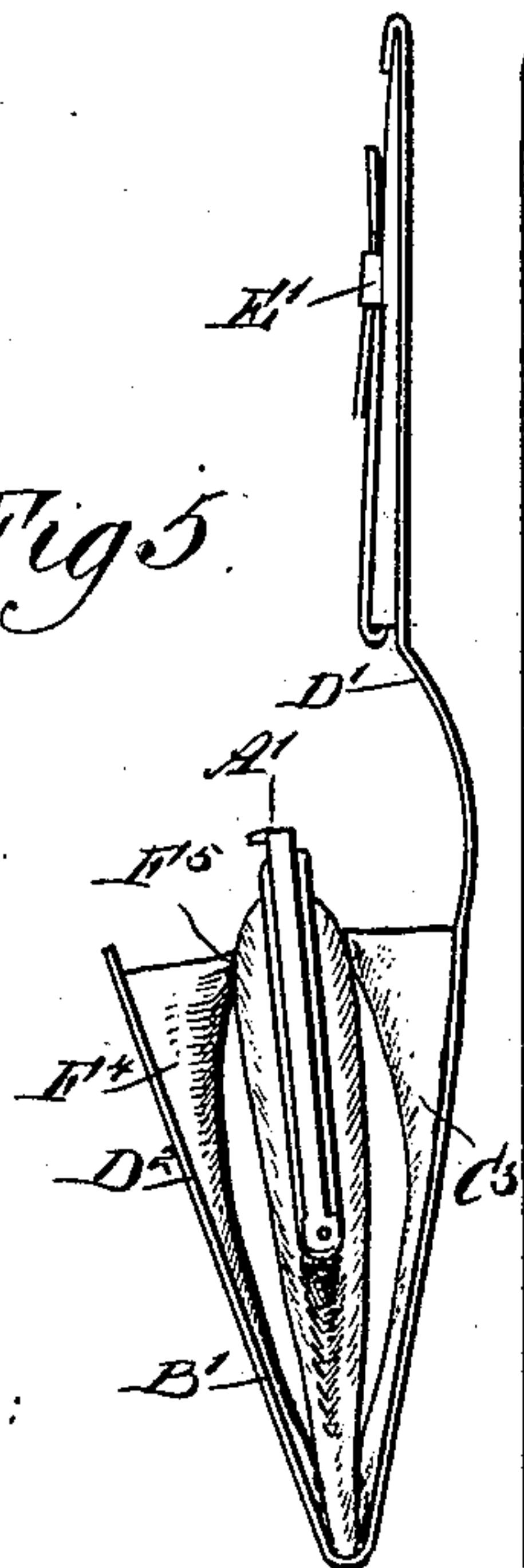


Fig. 6.

Fig. 5.



WITNESSES:
Paul J. ...
Rev. J. ...

INVENTOR
B. Wilentshik
BY *mumy*
ATTORNEYS.

UNITED STATES PATENT OFFICE.

BERNHARD WILENTSHIK, OF NEW YORK, N. Y.

POCKET-BOOK.

SPECIFICATION forming part of Letters Patent No. 587,251, dated July 27, 1897.

Application filed April 9, 1897. Serial No. 631,379. (No model.)

To all whom it may concern:

Be it known that I, BERNHARD WILENTSHIK, of the city, county, and State of New York, have invented new and useful Improvements in Pocket-Books, of which the following is a full, clear, and exact description.

The invention relates to ladies' pocket-books, chatelaine-bags, and the like; and its object is to provide certain new and useful improvements in pocket-books, chatelaine-bags, and the like, whereby the usual functions of the article are maintained, and in addition thereto a convenient means is provided for carrying a button-hook, comb, looking-glass, and other articles.

The invention consists of certain parts and details and combinations of the same, as will be fully described hereinafter and then pointed out in the claims.

Reference is to be had to the accompanying drawings, forming a part of this specification, in which similar characters of reference indicate corresponding parts in all the figures.

Figure 1 is a perspective view of the improvement in an open position. Fig. 2 is a like view of the same placed in a different position. Fig. 3 is a front view of the improvement with part broken out. Fig. 4 is a transverse section of the same. Fig. 5 is a side elevation of a modified form of the improvement, and Fig. 6 is a front elevation of the same with parts broken out.

The pocket-book is provided with the usual metallic frame A, carrying the change-pocket B, connected at its rear upper edge by a row of stitches C' with the front member C² of a pocket C, formed on the back D of the pocket-book. The free end of the back D of the pocket-book is provided on its inner face with the usual combination-pockets E for containing visiting-cards and the like and adapted to fold over the front pocket F for containing bills, &c., and connected at its inner member F² by a row of stitches F' with the front of the pocket B. The rows of stitches C' and F' extend close to the corresponding members of the metallic frame A, as plainly indicated in Figs. 1, 2, and 4, so that the pocket B hangs freely between the pockets C and F, and the lower ends of the said pockets are adapted to open up and are adapted to be locked together by suitable catches or fastening devices G G',

as indicated in the drawings. (See Figs. 2 and 4.) On the front of the pocket F is arranged the usual small postage-stamp pocket F³, and on the back or inner member F² of the said pocket are arranged loops H, preferably made elastic and adapted to receive and support a key or button-hook, as illustrated in Fig. 2. On the said inner side of the member F² is also formed a pocket I for receiving other suitable articles, as hair-pins and the like, and on the outer face of the member C² of the pocket C is arranged a small pocket J for containing a comb or like article, as shown in Fig. 2. On either outer face of the pocket B is secured a looking-glass K.

Now it will be seen that when the lower ends of the pockets F and C are connected with each other by the fastening device G G' the rest of the pocket-book—that is, the pockets B, F, C, and E—can be used in the usual manner without being interfered with in any manner by the devices concealed on the faces of the pockets F, B, and C, as above explained. If, however, it is desired to make use of a comb, button-hook, key, hair-pin, looking-glass, or the like, the operator by opening the fastening devices G G' obtains ready access to the adjacent faces of the pockets F, B, and C to get at the articles supported on the said faces. Thus the pocket-book is used for its legitimate purpose, as well as for conveniently supporting various other articles, such as a key, looking-glass, button-hook, and the like, as before mentioned.

By reference to Fig. 4 it will be seen that when it is desired to make use of the various articles carried in the pocket-book besides the money contained in the pockets B, F, and E I am enabled to swing the pockets F and C into open positions to get at the various articles, as illustrated in Fig. 2.

It is understood that in pocket-books as heretofore constructed the pockets F and C are fastened rigidly at their inner members to the members of the pocket B, so that the said pockets F and C cannot swing into an open position on the pocket E.

As illustrated in Figs. 5 and 6, the frame A' carries the change-pocket B', on the front of which is secured by a row of stitches F⁵ the rear member of the front pocket F⁴, formed on the inner side of a portion D² of the pocket

D', the latter also carrying the lower end of the pocket B' and the pocket C³. The row of stitches F⁵, as well as that for the pocket C³, extends only along the upper edge of the parts 5 referred to, so as to form an opening between the pockets F⁴ and B' and the latter and the pocket C³ in which to place a comb, key, looking-glass, and other articles, as before described. This form of invention is also provided with the usual pocket E'.

Having thus fully described my invention, I claim as new and desire to secure by Letters Patent—

1. A pocket-book provided with a change-pocket on a hinged frame, a second pocket 15 having its mouth adjacent to the mouth of the said change-pocket, a connection between the adjacent walls of the said pockets to form between the same a clear space or opening

for accommodating various articles outside 20 of the said pockets and supporting devices for holding the articles in the said clear space, substantially as shown and described.

2. A pocket-book, provided with a change-pocket, a front pocket and a back pocket, the 25 said pockets having their mouths adjacent one to the other, the said front and back pockets having hinge connections at their mouth ends with the opposite sides of the said change-pocket, and the adjacent faces of the 30 said pockets being provided with auxiliary pockets, loops and the like for carrying various articles, substantially as shown and described.

BERNHARD WILENTSHIK.

Witnesses:

THEO. G. HOSTER,

EVERARD BOLTON MARSHALL.