

(No Model.)

H. W. PITZ.
PURSE.

No. 587,160.

Patented July 27, 1897.

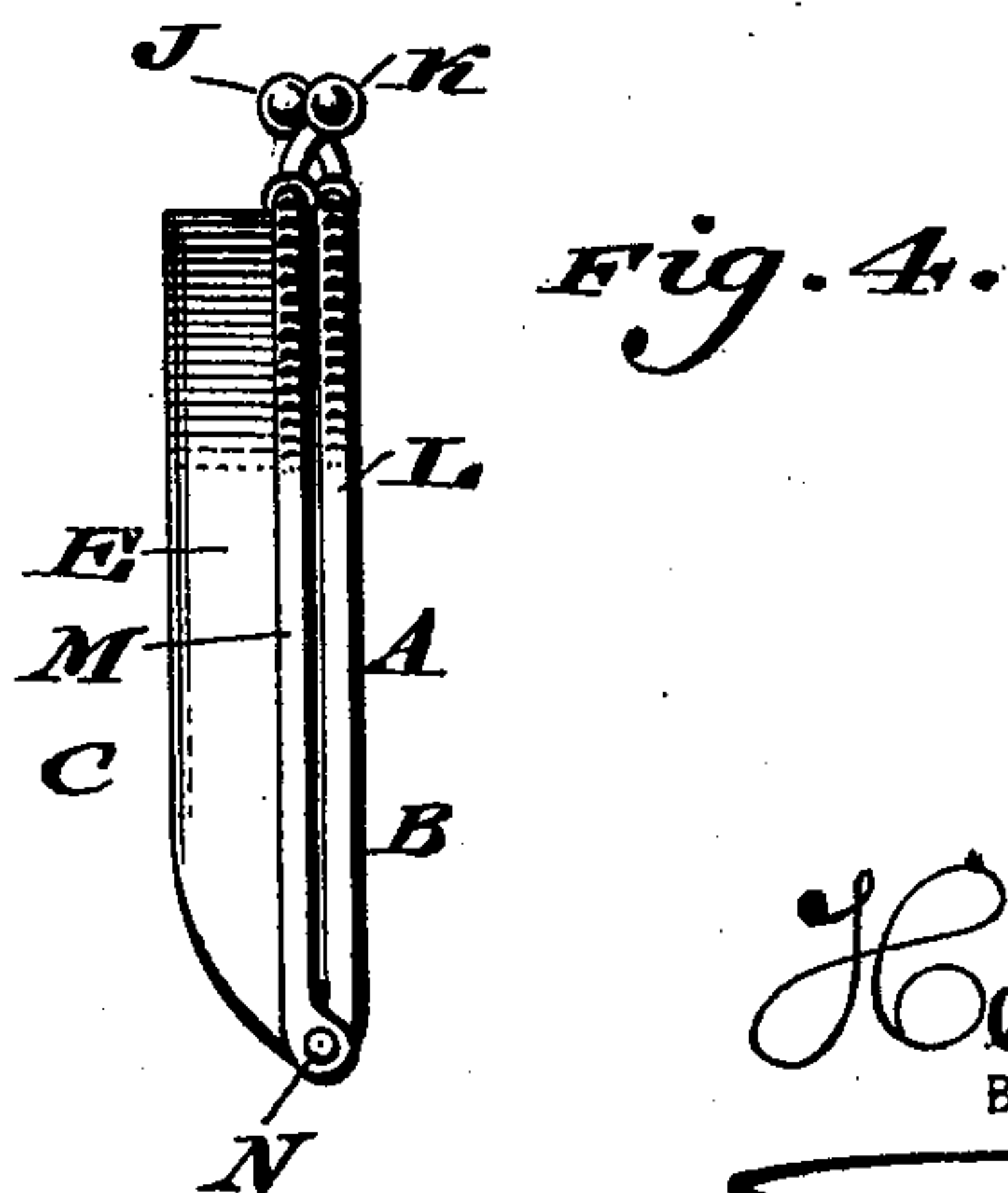
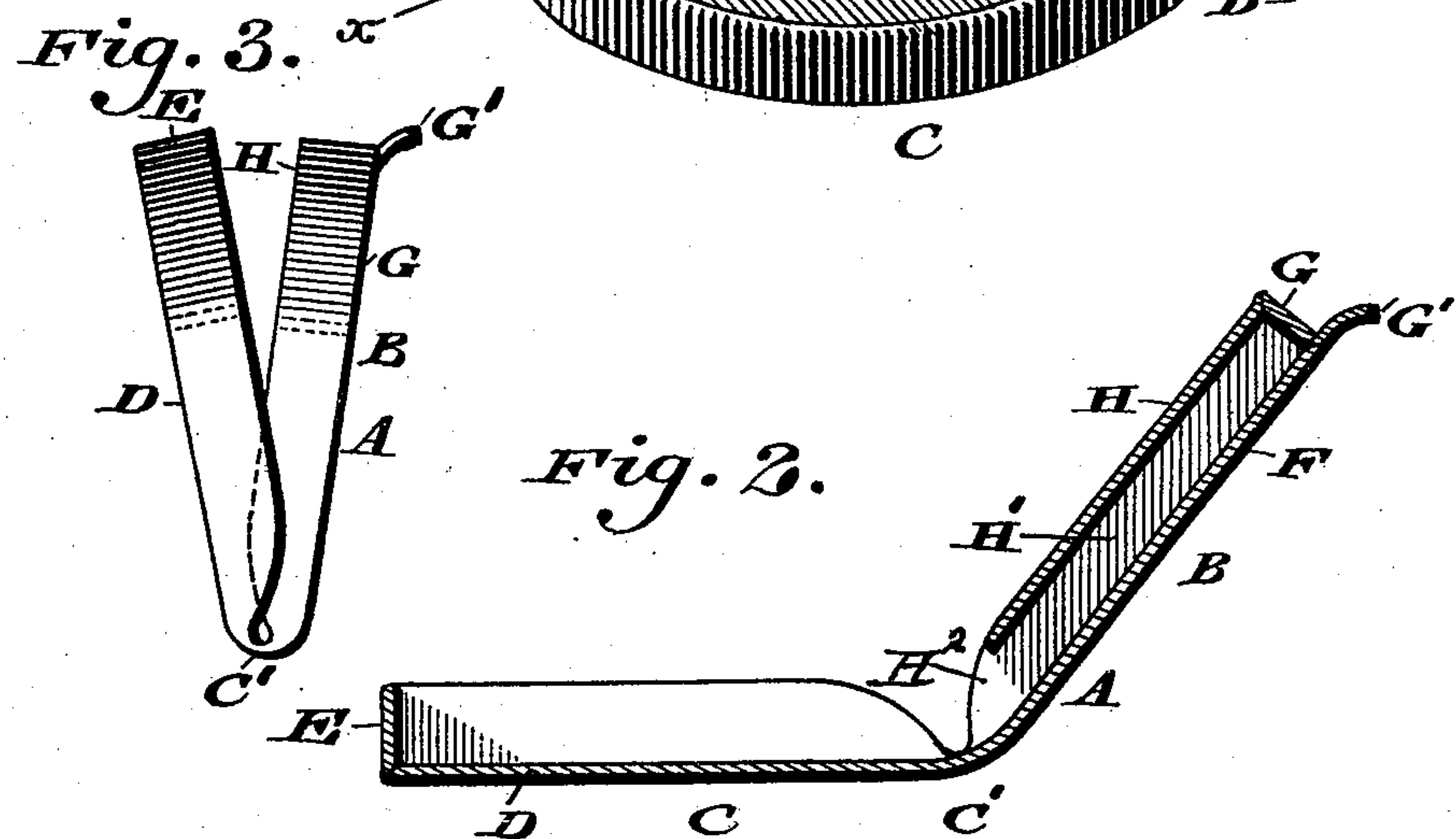
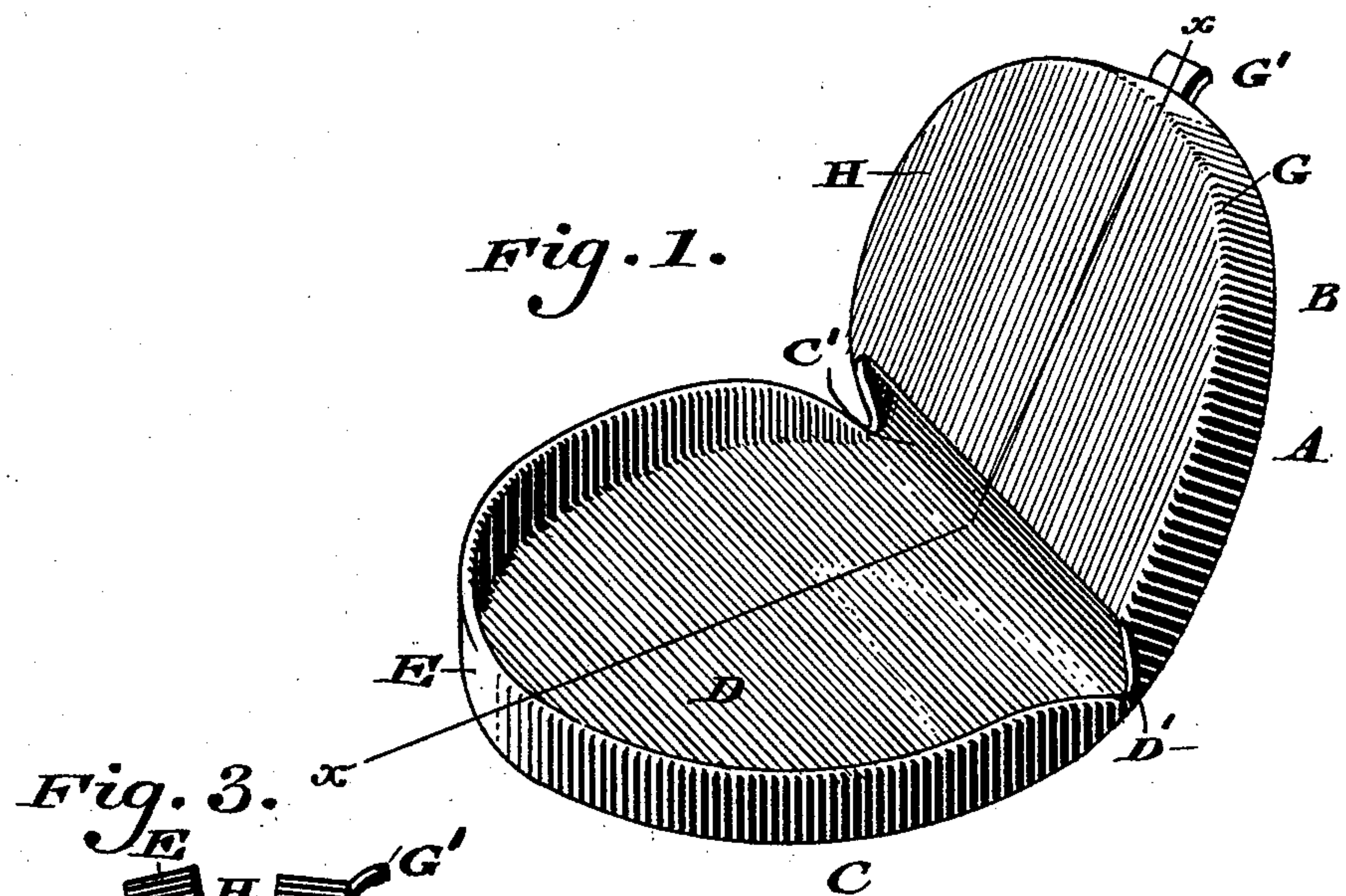


Fig. 4.

WITNESSES

O. F. Traylor.
L. Howille.

INVENTOR
Henry W. Pitz.
BY *James D. Sweeney*
ATTORNEY.

UNITED STATES PATENT OFFICE.

HENRY W. PITZ, OF PHILADELPHIA, PENNSYLVANIA.

PURSE.

SPECIFICATION forming part of Letters Patent No. 587,160, dated July 27, 1897.

Application filed January 15, 1897. Serial No. 619,299. (No model.)

To all whom it may concern:

Be it known that I, HENRY W. PITZ, a citizen of the United States, residing in the city and county of Philadelphia, State of Pennsylvania, have invented a new and useful Improvement in Purses, which improvement is fully set forth in the following specification and accompanying drawings.

My invention consists of an improved construction of purse which is made in sections attached to each other, the closing section having a throat and the other section having a tray, so that when the purse is opened the coins in a compartment thereof will readily pass through said throat and slide upon said tray, and thus be convenient of access. When the purse is closed, the throat is covered by the outer wall of the compartment, while the latter is folded into the tray-section.

It further consists of novel details of construction, all as will be hereinafter fully set forth, and specifically pointed out in the claims.

Figure 1 represents a perspective view of a purse embodying my invention, the same being shown in open position. Fig. 2 represents a section on line $x x$, Fig. 1. Fig. 3 represents a perspective view of a purse in partially-closed position. Fig. 4 represents an end view of a purse provided with a locking device.

Similar letters of reference indicate corresponding parts in the several figures.

Referring to the drawings, A designates a purse, the same consisting of the sections B and C, which are preferably made of leather or other yielding material, whereby a flexible joint C' is formed.

The section C consists of the base D and the wall E, which surrounds the same, said wall terminating at the point D' near the flexible joint C'.

The section B consists of the base or bottom portion F, which forms a continuation of the base D, said base portion being provided with an upwardly-extending wall G, which is attached thereto in any suitable manner, and a top H, the extent of said top being understood from Figs. 1 and 2, a compartment H' being thus formed for the reception of the coins or contents of the purse, access being

had to the same through the opening or throat H² existing between the base F and top H at or near the joint C'.

G' designates a tab attached to the section B as a handle for the latter.

In Fig. 4 I have shown the purse as provided with locking devices J K, which latter consist of small knobs attached to the rings L M, respectively, which latter are suitably attached to the walls E G (seen in Figs. 1 and 2) and hinged to each other at N.

The operation is as follows: The purse being open, as indicated in Figs. 1 and 2, the coins are placed in the compartment H' through the throat H². The purse is then closed, the section B entering the section C and being inclosed by the wall E, it being noticed that the contents of the purse are normally contained in the compartment H', the throat H² being closed by the top H of the section B.

When it is desired to open the purse, a pull is exerted on the tab G', and the tendency is for the parts when opened to ordinarily assume the position seen in Figs. 1 and 2, the contents falling from the compartment H' through the throat H² down upon the base D, and thus received by the section C and very accessible.

It will be noted that although I have shown the purse as being of semicircular contour the shape of the same can be varied as may be desired, and it will also be evident that changes may be made by those skilled in the art which will come within the scope of my invention, and I do not therefore desire to be limited in every instance to the exact construction I have herein shown and described.

Having thus described my invention, what I claim as new, and desire to secure by Letters Patent, is—

1. A purse consisting of two sections having a flexible connection, one of said sections having a base, side and top walls forming a compartment with a throat adjacent to said flexible connection and the other section having a base with a surrounding wall forming a tray, said surrounding wall of the tray being adapted to closely embrace the said side wall of the pocket.

2. A pocket-book consisting of the sections

B and C, having the flexible joint C', the section B having the base F, upwardly-extending wall G, and top H forming the compartment H' with the throat H², the section C
5 having the base D, and the surrounding wall E, said walls G and E terminating at the point D' near the flexible joint C', and the

said section B being adapted to close within the said section C.

HENRY W. PITZ.

Witnesses:

JOHN A. WIEDERSHEIM,
WM. C. WIEDERSHEIM.