

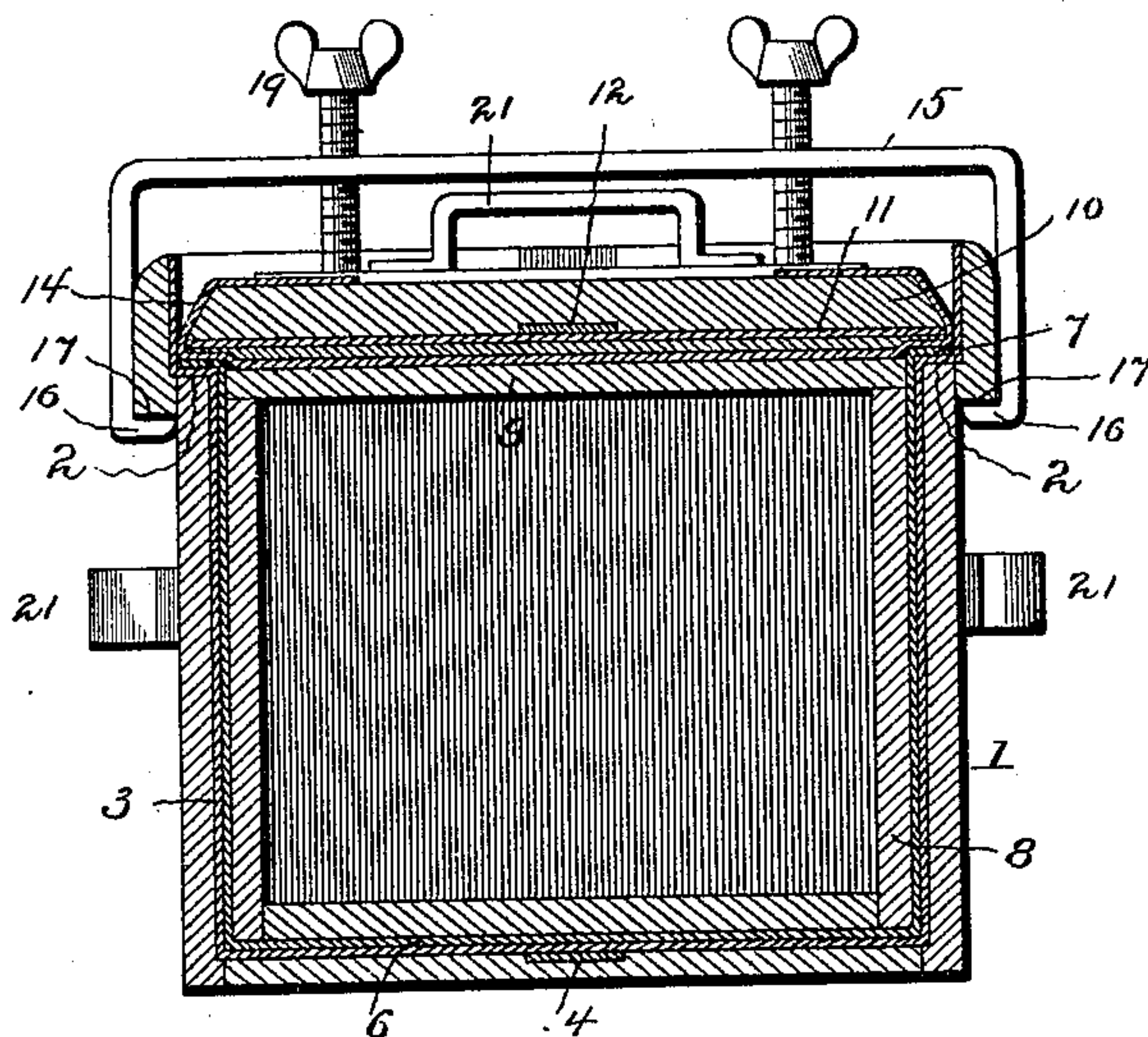
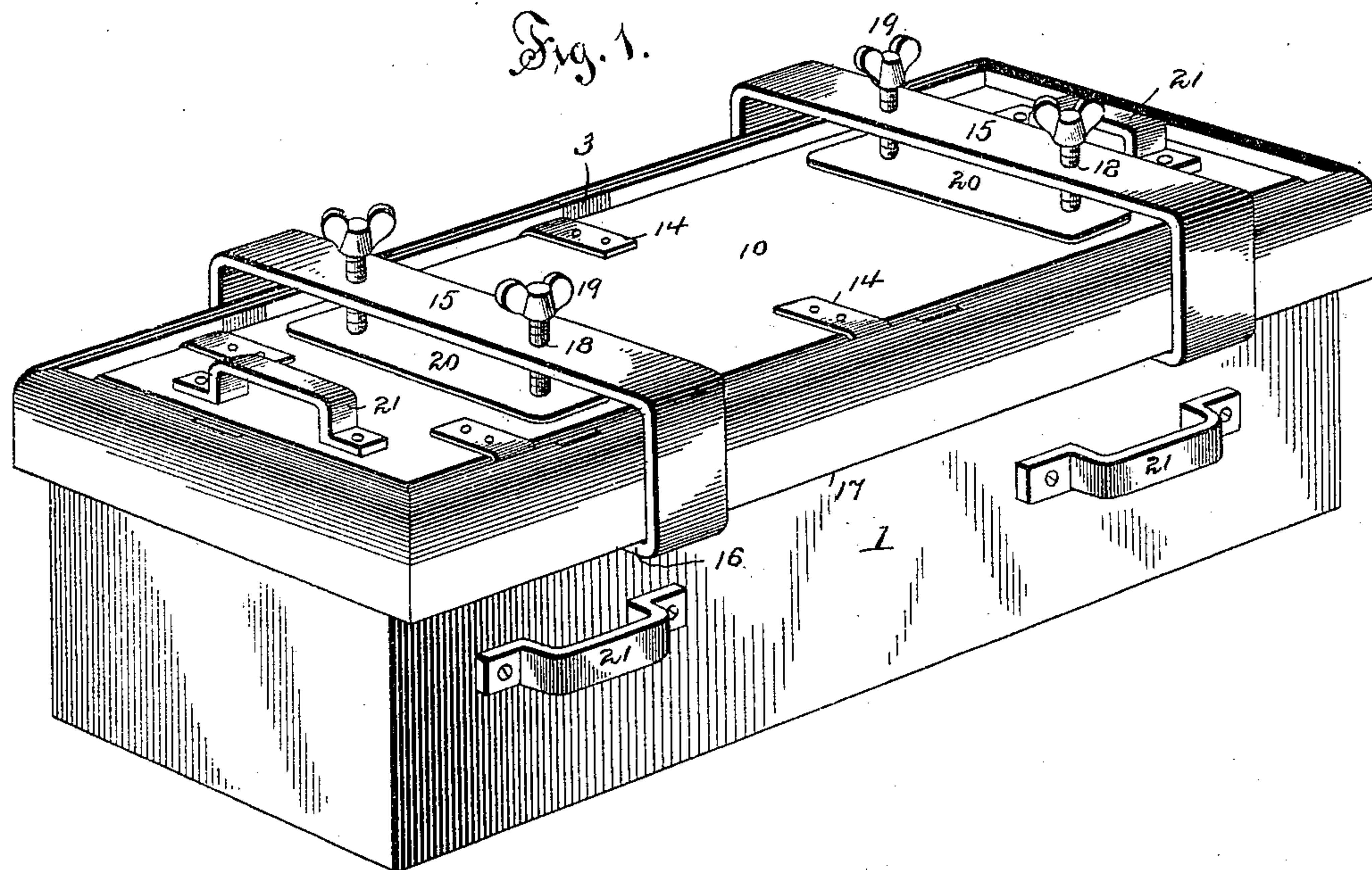
(No Model.)

2 Sheets—Sheet 1.

W. J. SHAW.  
BURIAL ROUGH BOX.

No. 583,715.

Patented June 1, 1897.



Witnesses  
John Orders, jr.  
Royal E. Burnham.

Fig. 3.

Inventor  
William J. Shaw,

By Edward Heavey, Attorney

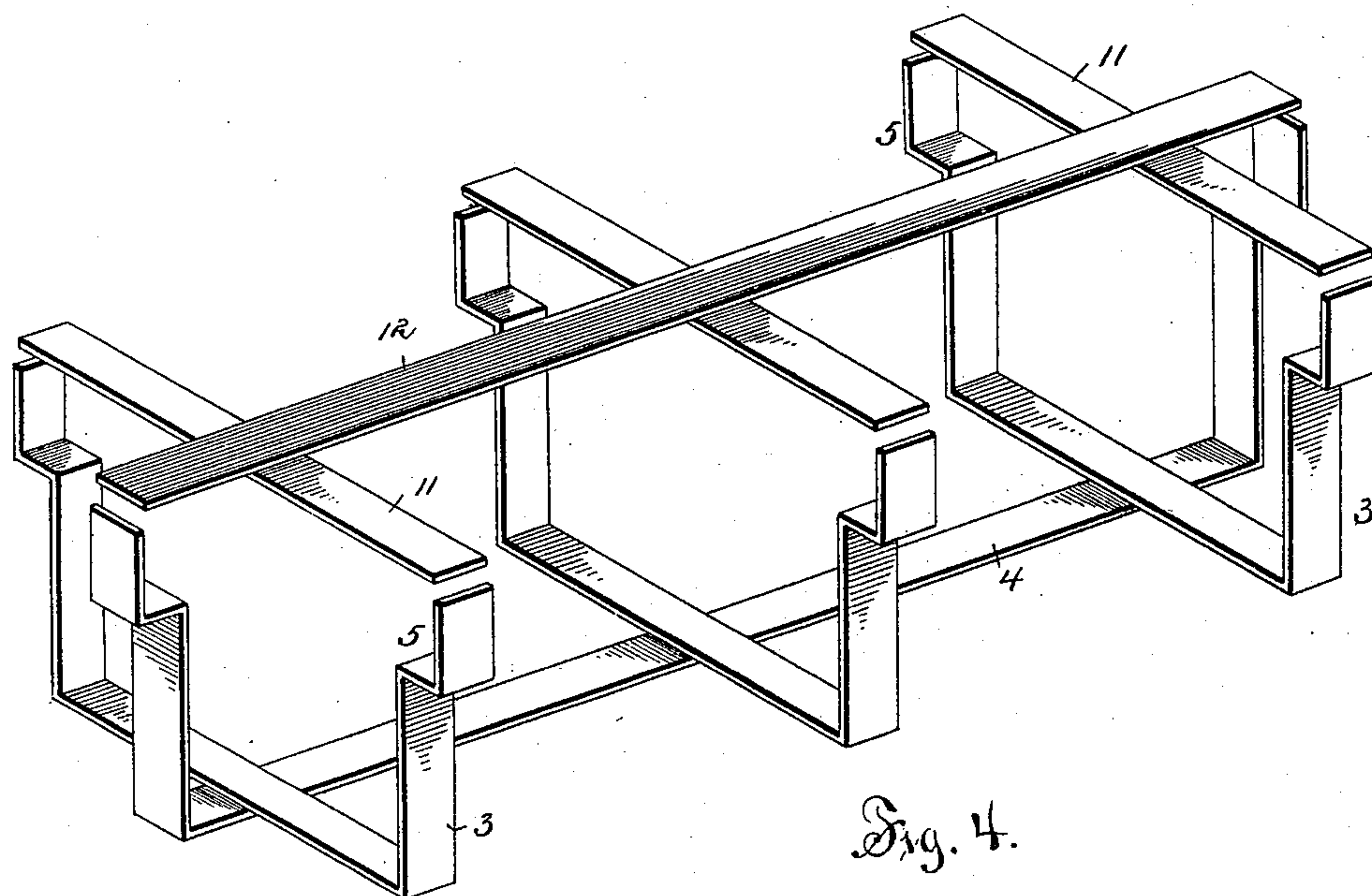
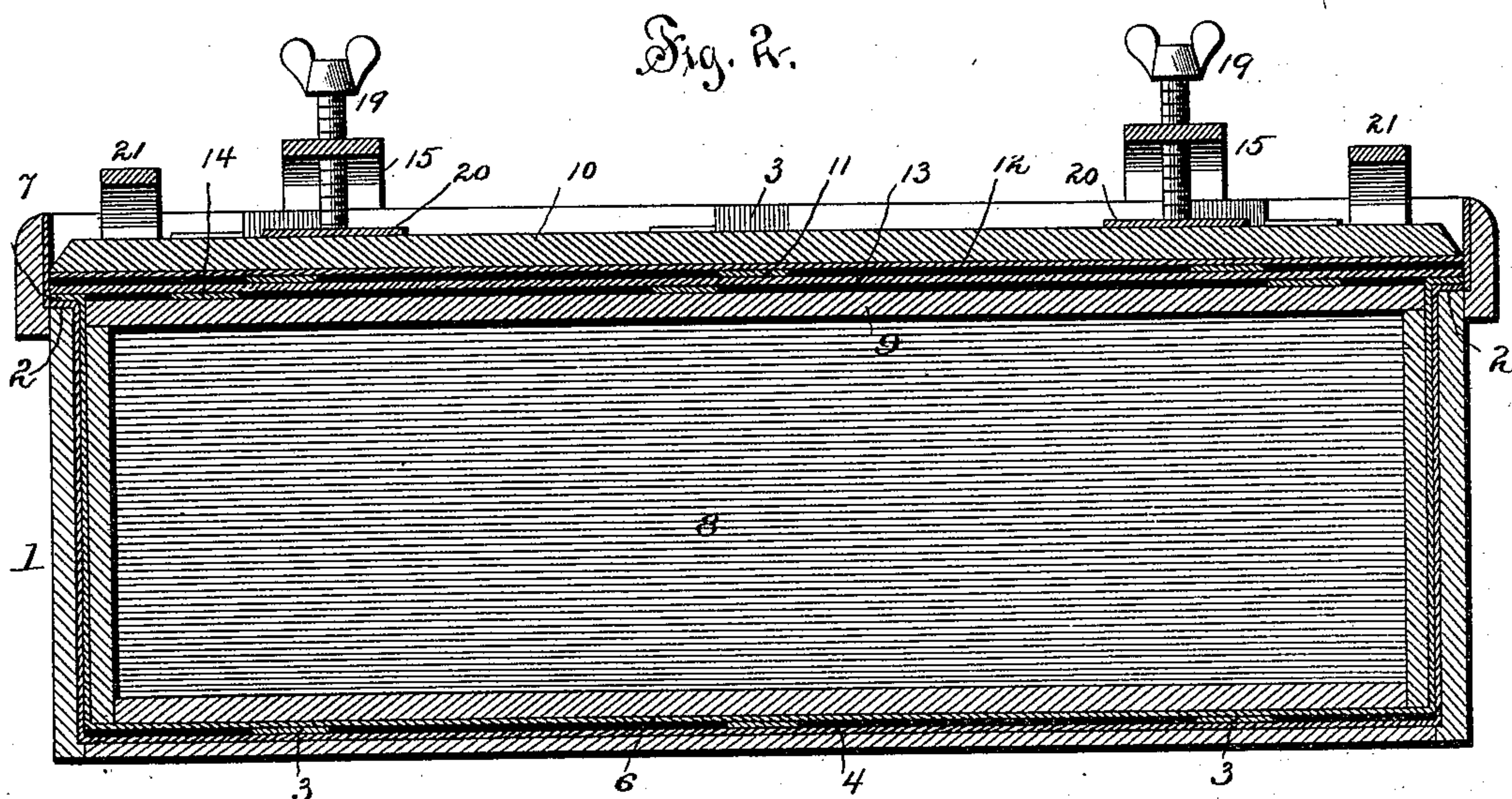
(No Model.)

2 Sheets—Sheet 2.

W. J. SHAW.  
BURIAL ROUGH BOX.

No. 583,715.

Patented June 1, 1897.



Witnesses  
John Enders, jr.  
Royal E. Burnham.

Inventor  
William J. Shaw,  
by Edward Weaver Attorney



# UNITED STATES PATENT OFFICE.

WILLIAM J. SHAW, OF YOUNGSTOWN, OHIO.

## BURIAL ROUGH BOX.

SPECIFICATION forming part of Letters Patent No. 583,715, dated June 1, 1897.

Application filed January 21, 1897. Serial No. 620,022. (No model.)

*To all whom it may concern:*

Be it known that I, WILLIAM J. SHAW, a citizen of the United States, residing at Youngstown, in the county of Mahoning and State of Ohio, have invented certain new and useful Improvements in Burial Rough Boxes, of which the following is a specification, reference being had therein to the accompanying drawings.

My invention relates to burial rough boxes into which the usual caskets may be placed before interment.

The object of my invention is to provide a box of the nature I describe presenting certain valuable features in a comparatively cheap form that are now only obtained in the most expensive caskets. These features are briefly a box wherein the seal of the lid is an absolute one and wherein the casket is entirely lead-protected and in such a manner as to resist the ravages of age. It is well known that lead is practically imperishable under the influences to which burial purposes subject it.

I will first describe in detail my invention with the aid of the accompanying drawings, in which—

Figure 1 is a perspective view of my invention. Fig. 2 is a longitudinal section thereof. Fig. 3 is a cross-section thereof. Fig. 4 is a detail view.

In the several figures the same numeral indicates the same part.

1 represents the outer or main box, of the shape and form well known in the art, having in its upper inner surface a shoulder or rabbet 2 entirely about the box. Recessed or inlaid within the material of the box in such a manner as to lie flush with the surface thereof are a series of lateral metallic strips 3, preferably of galvanized iron, and one or more longitudinal strips 4, all of which conform to the rabbet 2, so as to present certain steps 5 at each free end of said strips. Fitted within the box 1 is a lining 6 of sheet-lead, having a continuous flange 7 resting within the rabbet 2. Adapted to rest within the said lining is an inner box 8 of wood, having an inner lid 9 of the same material.

An outer lid 10 has inlaid or recessed upon its inner surface in such manner as to lie flush therewith certain lateral strips 11 and longitudinal strips 12 of galvanized iron, so

disposed that when the said lid 10 is in place their ends register and rest within the steps 5, already described. A sheet of lead 13 is placed over the inner face of said lid 10 and is maintained in place by the thin metallic bands 14, passing around to the lid and secured to the top thereof.

The lid 10 rests within the rabbet 2 and is secured in place by certain clamps 15, the ends 16 of which engage the lip 17 of the rabbet 2. The clamps 15 are provided with screw-threaded openings 18 near the ends, engaged in which are the set-screws 19, adapted to impinge the wear-plates 20 of the lid 10, preferably made of sheet metal.

The lid 10 being put into place by means of the clamps and screws, it is forced down with great pressure, the bands 14 being forced into the metal of the flange 7 and the seal between said flange and the lead lining of the lid being made a perfect one.

The lid and outer box may be provided with handles 21 to enable convenient handling thereof.

The inner box 8 protects the lead lining from the danger of wear or puncture from the usual casket, as the latter presents a number of rough and sharp angles and also because of its long preservation in the lead box acts as a support therefor. The strips 3, 4, 11, and 12 from their arrangement as described form a permanent cage supporting the lead lining and lid into their relative positions long after the outer box has disintegrated and been destroyed.

Having fully described my invention and its utility, what I claim is—

In a burial rough box, the combination of an outer box with a rabbeted edge, the lateral and longitudinal metal strips inlaid in the material thereof as described, the lead lining with flange resting in said rabbet, the inner box with lid, an outer lid with lead lining secured thereto by bands, and adapted to rest within said rabbets, and clamps adapted to force the lid and to form a seal, substantially as and in the manner described.

In testimony whereof I affix my signature in presence of two witnesses.

WILLIAM J. SHAW.

Witnesses:

MAMIE O'CONNOR,  
J. J. HAMILTON.