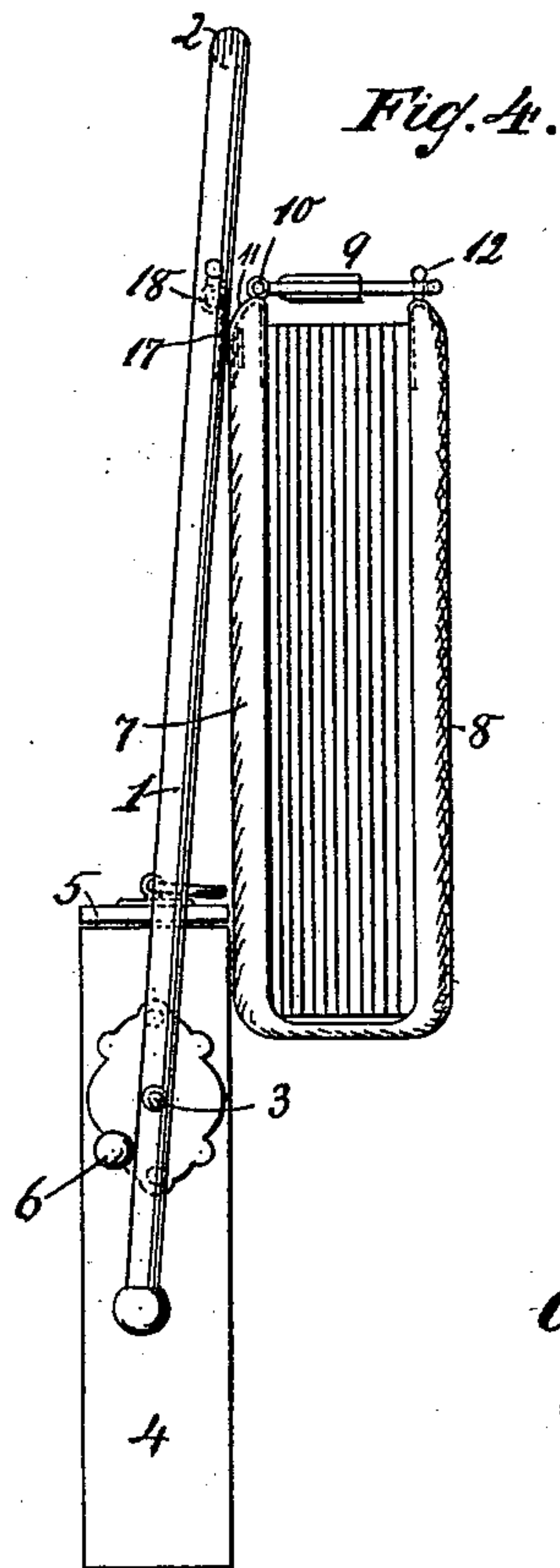
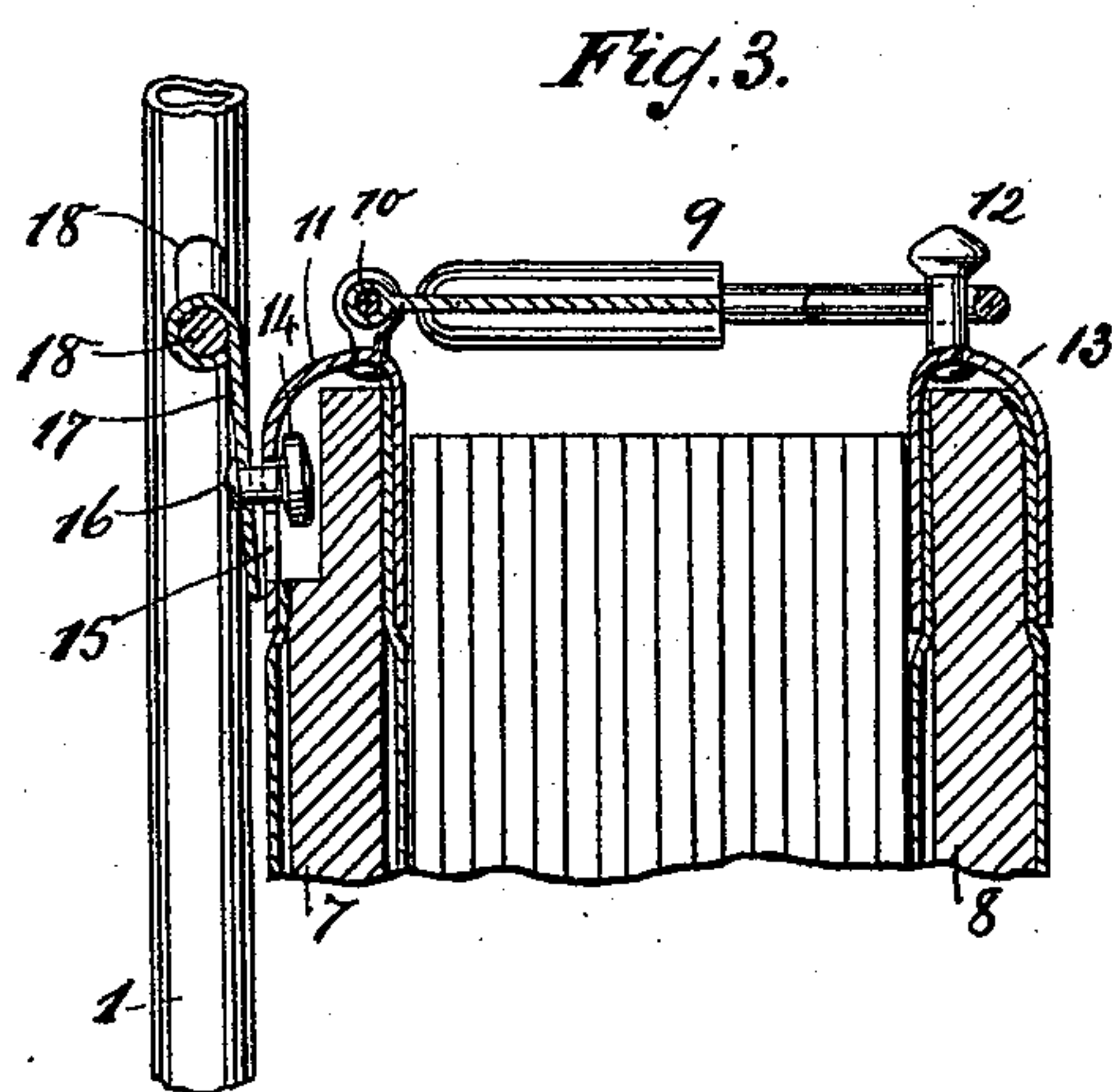
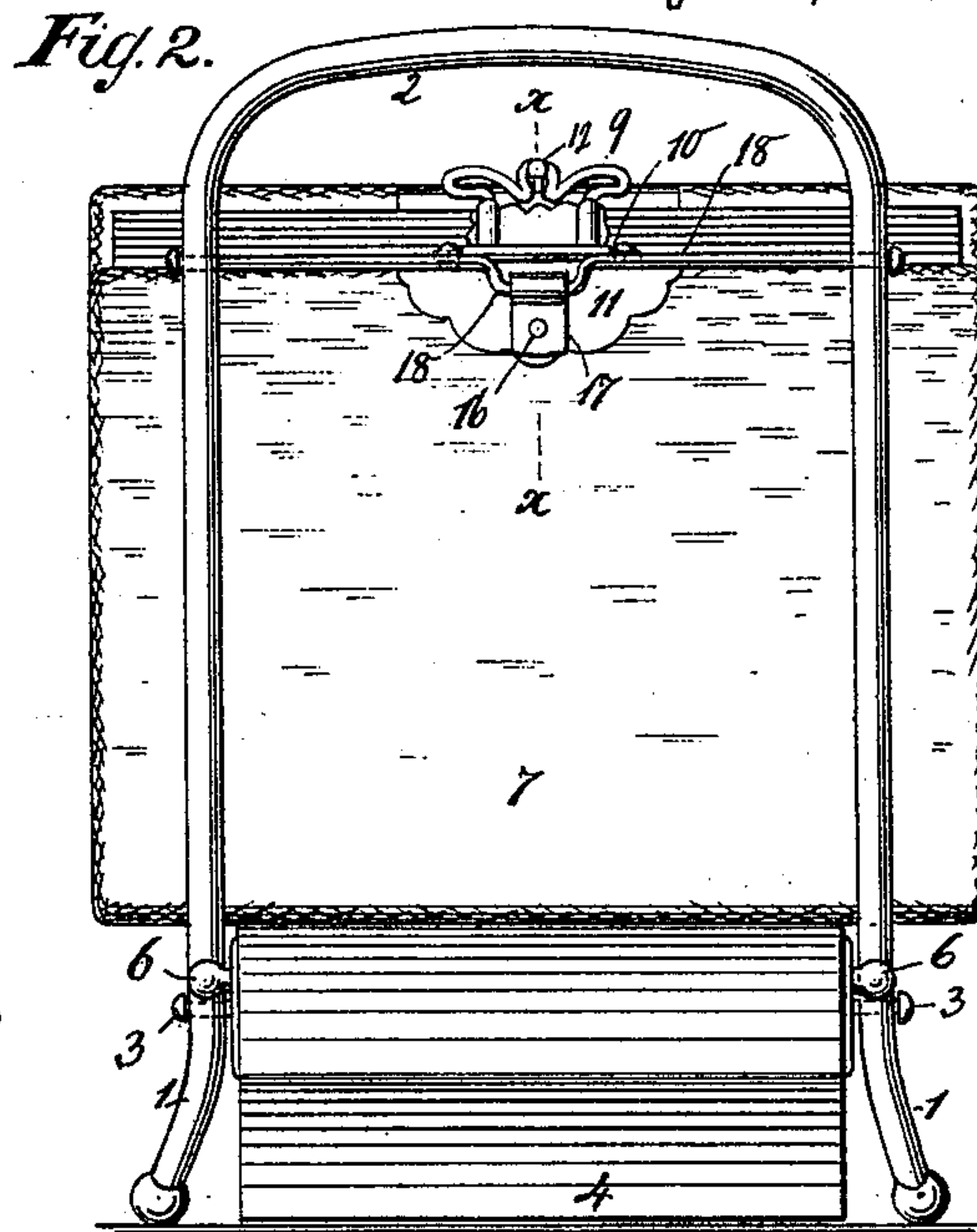
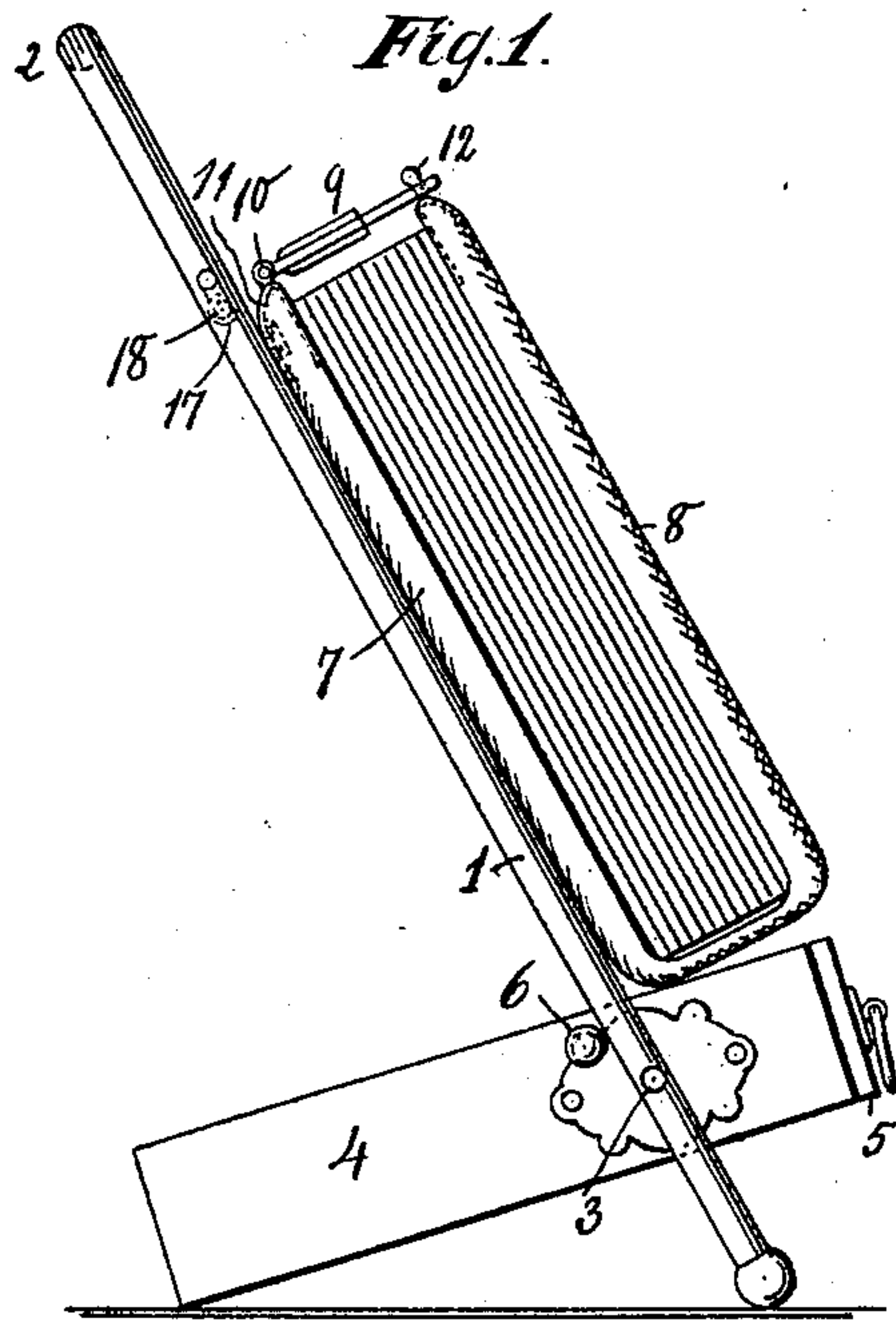


(No Model)

G. SCHWAB.
ALBUM AND ALBUM SUPPORT.

No. 582,549.

Patented May 11, 1897.



WITNESSES:

E. Wolff.
Chas. E. Poesgens.

INVENTOR:

Gustave Schwab.

BY

Haupt & Haupt
ATTORNEYS.

UNITED STATES PATENT OFFICE.

GUSTAVE SCHWAB, OF NEW YORK, N. Y., ASSIGNOR TO THE SCHWAB MANUFACTURING COMPANY, OF SAME PLACE.

ALBUM AND ALBUM-SUPPORT.

SPECIFICATION forming part of Letters Patent No. 582,549, dated May 11, 1897.

Application filed November 24, 1896, Serial No. 613,298. (No model.)

To all whom it may concern:

Be it known that I, GUSTAVE SCHWAB, a citizen of the United States, residing at New York, in the county and State of New York, have invented new and useful Improvements in Albums and Album-Supports, of which the following is a specification.

The object of this invention is to provide a novelty in albums and album-supports; and the invention resides in the details of construction set forth in the following specification and claims and illustrated in the annexed drawings, in which—

Figure 1 is a side elevation of an album and its support. Fig. 2 is a rear elevation of what is shown in Fig. 1. Fig. 3 is a section along $x x$, Fig. 2, enlarged. Fig. 4 is a view like Fig. 1 with parts in a different position from that in Fig. 1.

The support or legs 1 are shown connected by a bow or top part 2, giving a yoke-like appearance. Jointed or pivoted to the legs at 3 is a box or receptacle 4, in which can be stored pictures or articles or in which can slide a drawer 5 for containing articles. The box has a stop or stud 6. A stop 6, secured at each side of the box, secures symmetry and also reliable action by the two stops acting together.

The stop 6 is adapted to arrest the box in various positions—as, for example, when the box is swung to position to support the legs 1 in standing position, Fig. 1, in which case the stop engages leg 1 above or at one side of pivot 3. If the box is swung to the position shown in Fig. 4, the stop 6 strikes leg 1 below or at the other side of pivot 3 and holds said leg and box in alinement.

An album is shown having an under cover 7 and upper cover 8. The album or its covers are held closed by clasp 9, jointed at 10 to a clasp-plate 11 and engaging a stud 12, carried by a clasp-plate 13. The album is adapted to be engaged to or suspended from a hook, button, or engaging device 14, carried by legs 1. One of the clasp-plates—as, for example, plate 11—is shown adapted to engage the fastening 14, a recess or keyhole-slot 15 offering convenient means for engaging the plate to the fastening.

The fastening 14 or its stem or base 16 is

carried by a plate or hanger 17, supported by or swinging on a cross-bar 18, carried by legs 1. The bar 18 can hold or support the fastening 14 centrally between legs 1 or in position to engage the plate 11 or perforation 15. By swinging or swiveling on bar 18 the fastening 14 will allow the suspended album or the cover 7 to swing or yield—as, for example, when the album or its cover 8 is opened or closed.

By having the recess or eye 15 for the suspension or attachment of the album the cover 7 is left flat or free from hooks or projections, so that when the album is unhooked or detached from the easel or legs 1 it can be laid flat on a table as an ordinary album and will not cause scratching or defacing. At the same time the rim of the cover 7 is not in any way marred or defaced by suspending attachments.

When the box 4 is swung to vertical position or into what may be called “alinement” with legs 1, Fig. 4, and the album rests against such alined box, the entire device is in comparatively flat position, so as to be in convenient form to be carried by handle or bow 2—as, for example, by a traveling salesman or peddler—and in such case the bottom of the album rests against the upper part of the box and holds the stop and leg in contact and maintains the parts in their alined position.

The album and box, as also the legs and other parts, can be suitably ornamented, covered, or left plain in whole or in part, as seen fit.

The device has been mentioned in connection with albums, but it is understood that other books or articles besides albums might be so suspended.

What I claim as new, and desire to secure by Letters Patent, is—

1. The combination with the support comprising two parallel legs, of a box pivoted at its opposite sides directly to said legs, and a stop pin or stud carried by said box and arranged to abut one of the legs above the pivot to hold the legs in an upright position and abut said leg below the pivot to hold the legs and box in alinement, substantially as described.

2. The combination with the support comprising two parallel legs, of a box pivoted

at its opposite sides directly to said legs, and a stop pin or stud carried by said box and arranged to abut one of said legs below the pivot to hold the box and legs in alignment and an album suspended at one end from the upper portion of the support and operating to rest against the upper portion of the box when said box and legs are in alignment and hold the stop and leg in contact, substantially as described.

3. The combination with an album having the back of one of its covers recessed as shown, of a perforated clasp-plate secured over said recess flush with the back of said cover, a support, and a projection carried by the support and engaging said perforated clasp-plate, substantially as described.

4. The combination with a support comprising two legs provided with a cross-bar near their upper ends, a swinging hanger suspended on said cross-bar carrying a projection, an album having the back of one of its covers recessed as shown, and a perforated clasp-plate secured over said recess flush with the back of the cover, and arranged for engagement with the said swinging projection, substantially as described.

In testimony whereof I have hereunto set my hand in the presence of two subscribing witnesses.

GUSTAVE SCHWAB.

Witnesses:

WM. C. HAUFF,

E. F. KASTENHUBER.