

(No Model.)

N. E. EICHHORN & J. E. EVANS.

HOLDER FOR SKEIN SILK, YARN, THREAD, OR SIMILAR STRANDS.

No. 581,983.

Patented May 4, 1897.

Fig 1

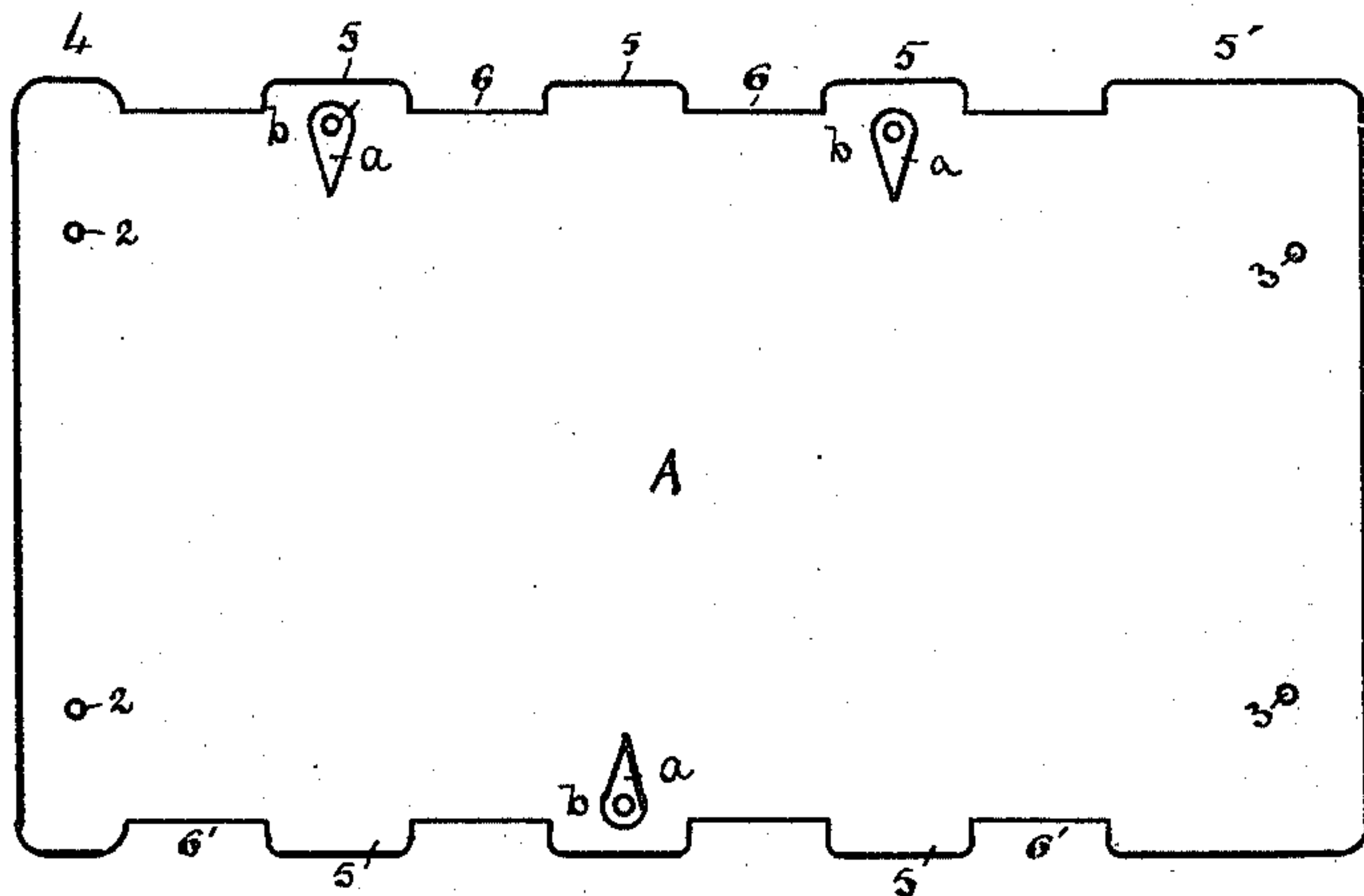


Fig 2

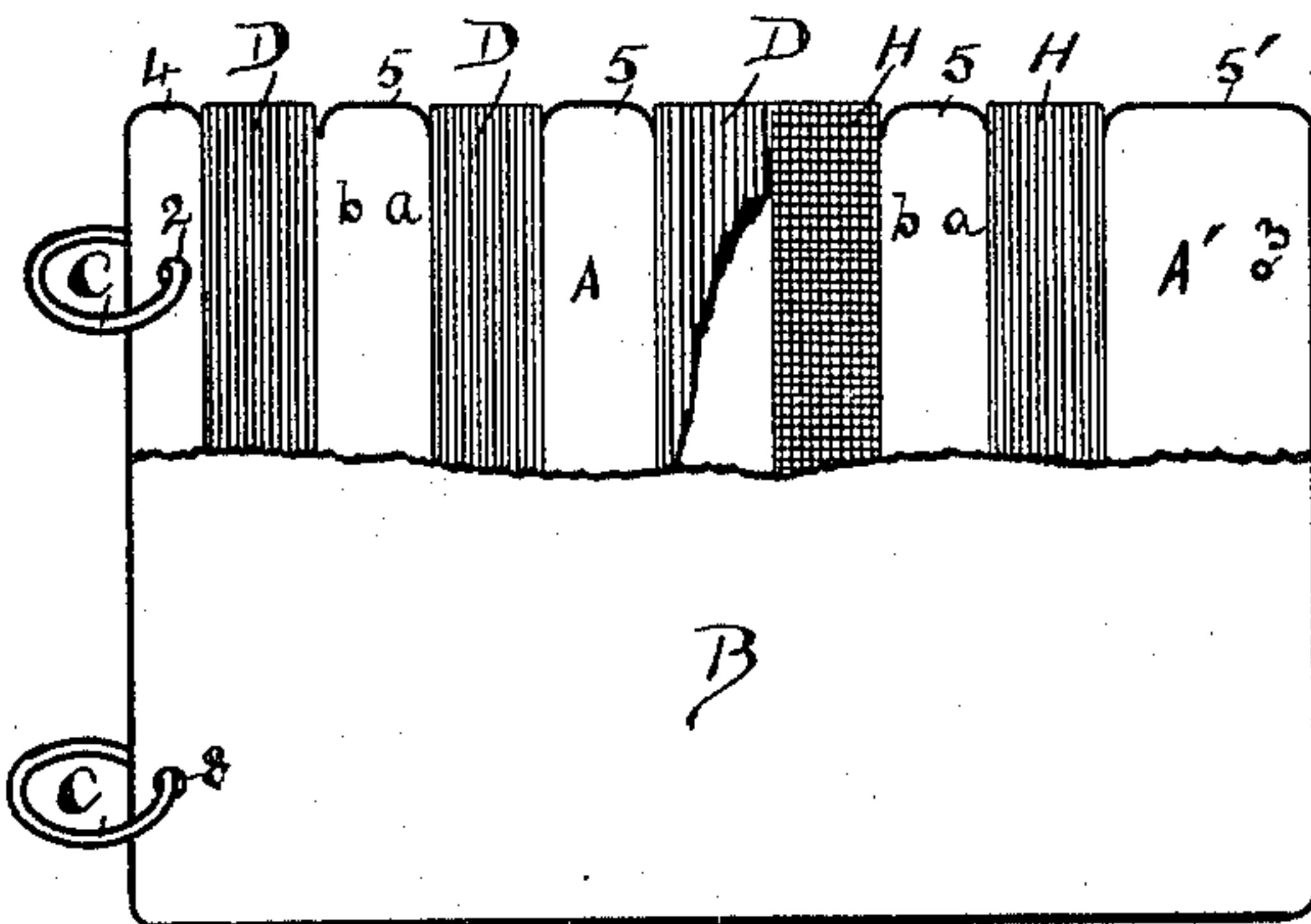
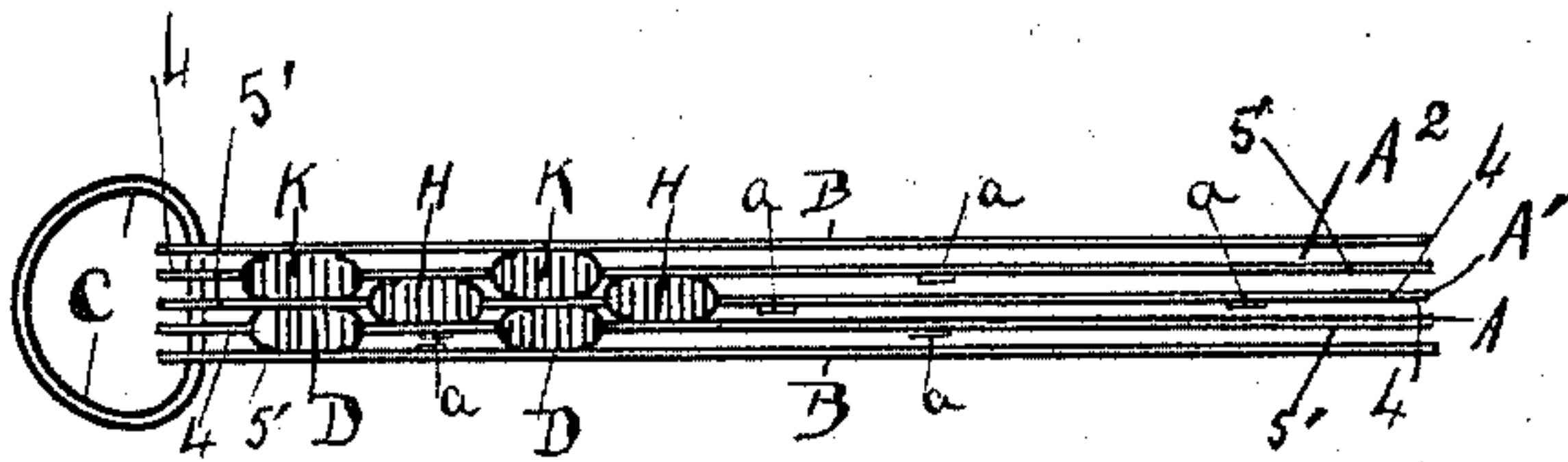


Fig 3



WITNESSES:

A. Elkey
W. A. Webster

Nelia E. Eichhorn
Josephine E. Evans
INVENTOR

BY

G. W. Lues.
ATTORNEY.

UNITED STATES PATENT OFFICE.

NELIA E. EICHHORN AND JOSEPHINE E. EVANS, OF OMAHA, NEBRASKA.

HOLDER FOR SKEIN SILK, YARN, THREAD, OR SIMILAR STRANDS.

SPECIFICATION forming part of Letters Patent No. 581,983, dated May 4, 1897.

Application filed August 25, 1896. Serial No. 603,915. (No model.)

To all whom it may concern:

Be it known that we, NELIA E. EICHHORN and JOSEPHINE E. EVANS, residing at Omaha, in the county of Douglas and State of Nebraska, have invented certain useful Improvements in Holders for Skein Silk, Yarn, Thread, or Similar Strands; and we do hereby declare that the following is a full, clear, and exact description of the invention, such as will enable others skilled in the art to which it appertains to make and use the same, reference being had to the accompanying drawings, which form a part of this specification.

This invention relates to a novel improvement in a holder for skein silk, yarn, thread, or similar strands, the object of our invention being to provide a neat, compact, and covered holder within which and upon which the skeins may be held in such a way as to be readily removed.

The aim of our invention further is to provide a skein silk or yarn holder so arranged that the various colored skeins may be projected and at the same time be neatly and compactly held.

In the accompanying drawings, Figure 1 shows one of the leaves of our skein-holder. Fig. 2 shows a side elevation of our skein-holder with portions removed, while Fig. 3 shows a top view of a three-leaf skein-holder embodying our invention.

Our invention comprises, essentially, a series of leaves comprising a body portion A, of celluloid, papier-mâché, aluminium, or any other suitable material, which leaf is provided with a series of projections, (marked 4, 5, and 5',) between which projections are positioned a series of removed portions 6, forming the second holders.

In referring to the drawings it will be noticed that the end marked 4 is considerably shorter than the end marked 5', the first being provided with two openings 2 2 and the end 5' with the openings 3 3. By this means but one blank is necessary.

In the use of our second holder a series of leaves A are used, which are alternately secured to suitable supporting or holding rings C, the holders being alternately secured at opposite ends, the first leaf A being secured

at the end 4, the second leaf, however, at the end 5, the first again being secured at the similar end. This we do so that the skeins do not lie upon one another and so rub, the arrangement permitting the yarns to come between the alternate spaces, as is shown in the drawings.

Our second holder comprises two leaves B and the series of intermediate holders or leaves marked A, A', or A², which are secured by means of the rings C. The yarn is wound upon these leaves or holders, which are further provided at alternate ends with the holding-wedges a, made of celluloid, metal, or any suitable material and beneath which the ends of the skeins are removably held. These wedges may be an integral part of the leaves or holders and be secured thereto by means of the pins b. By this means the skeins are not only neatly and compactly held, but the ends may be readily found in unwinding the skeins.

The device further presents a neat and slightly appearance.

Now, having thus described our said invention, what we claim as new, and desire to secure by United States Letters Patent, is—

1. A skein-holder comprising two outer leaves in combination with a series of skein-holders, said skein-holders being provided with a plurality of seatings adapted to hold the skein or yarn, and holding-ears adapted to receive the ends of the yarn, all arranged substantially as and for the purpose set forth.

2. A thread or skein holder comprising a set of leaves in combination with a series of skein-holders, said skein-holders being provided with registering seatings upon opposite edges of said holder and adapted to receive the thread or skein, an annulus securing said leaves and holders and a set of retaining or catching devices positioned adjoining to said seatings and adapted to receive the skein ends as and for the purpose set forth.

In testimony whereof we affix our signatures in presence of two witnesses.

NELIA E. EICHHORN.
JOSEPHINE E. EVANS.

Witnesses:

GEO. W. SUES,
ANE M. ELLEJER.