

(No Model.)

J. BUNN.
CIGAR WRAPPER CUTTER.

No. 579,858.

Patented Mar. 30, 1897.

Fig. 1.

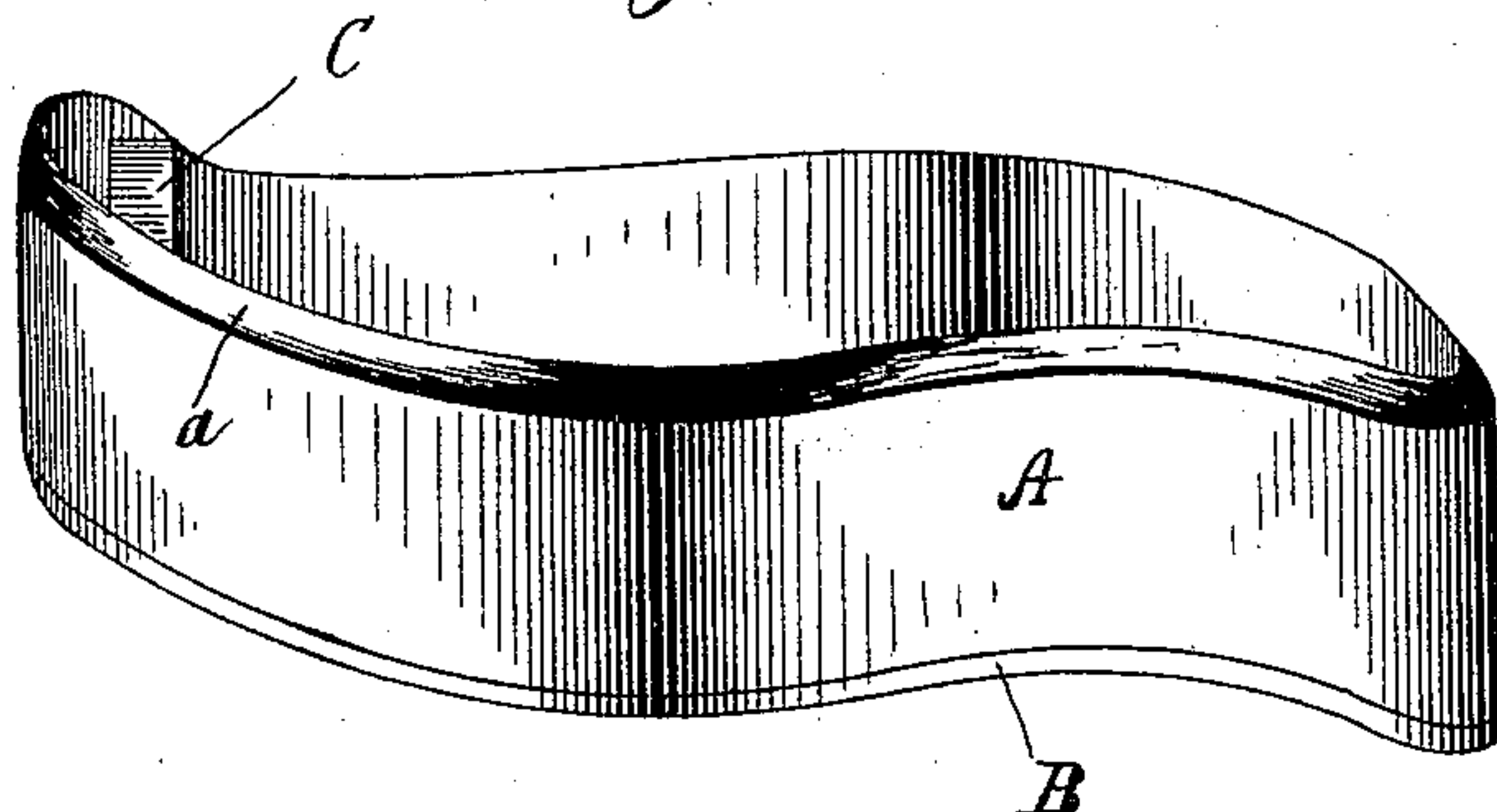


Fig. 2.

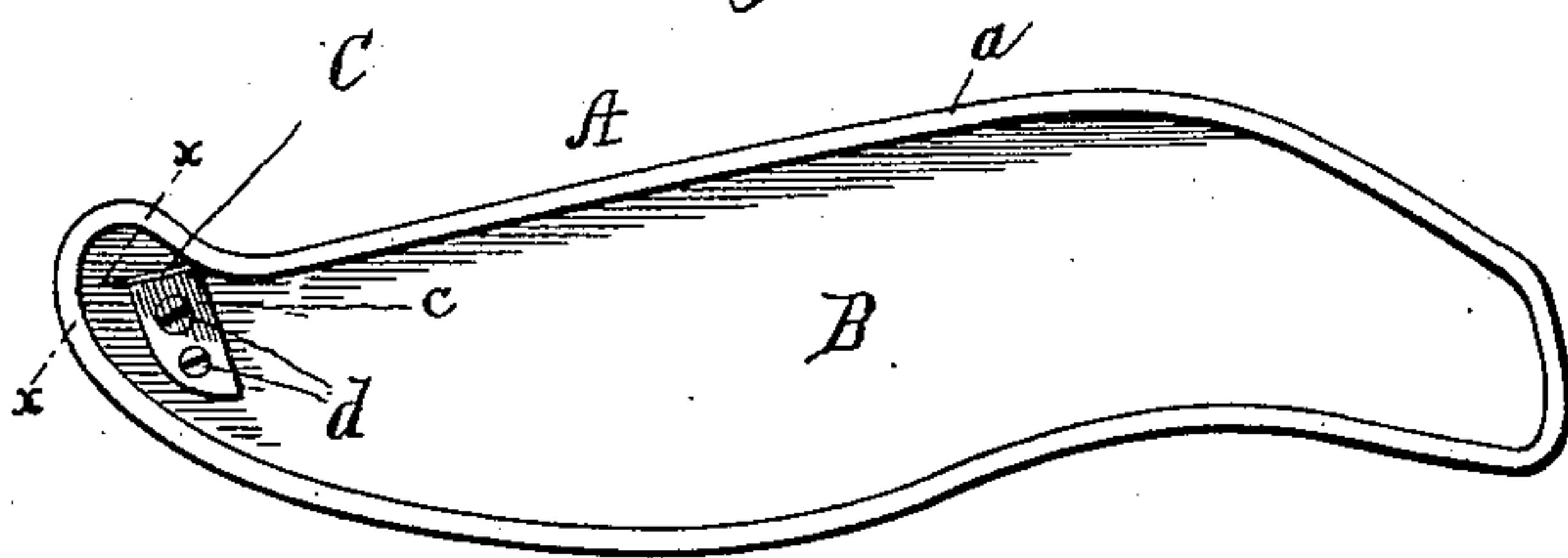
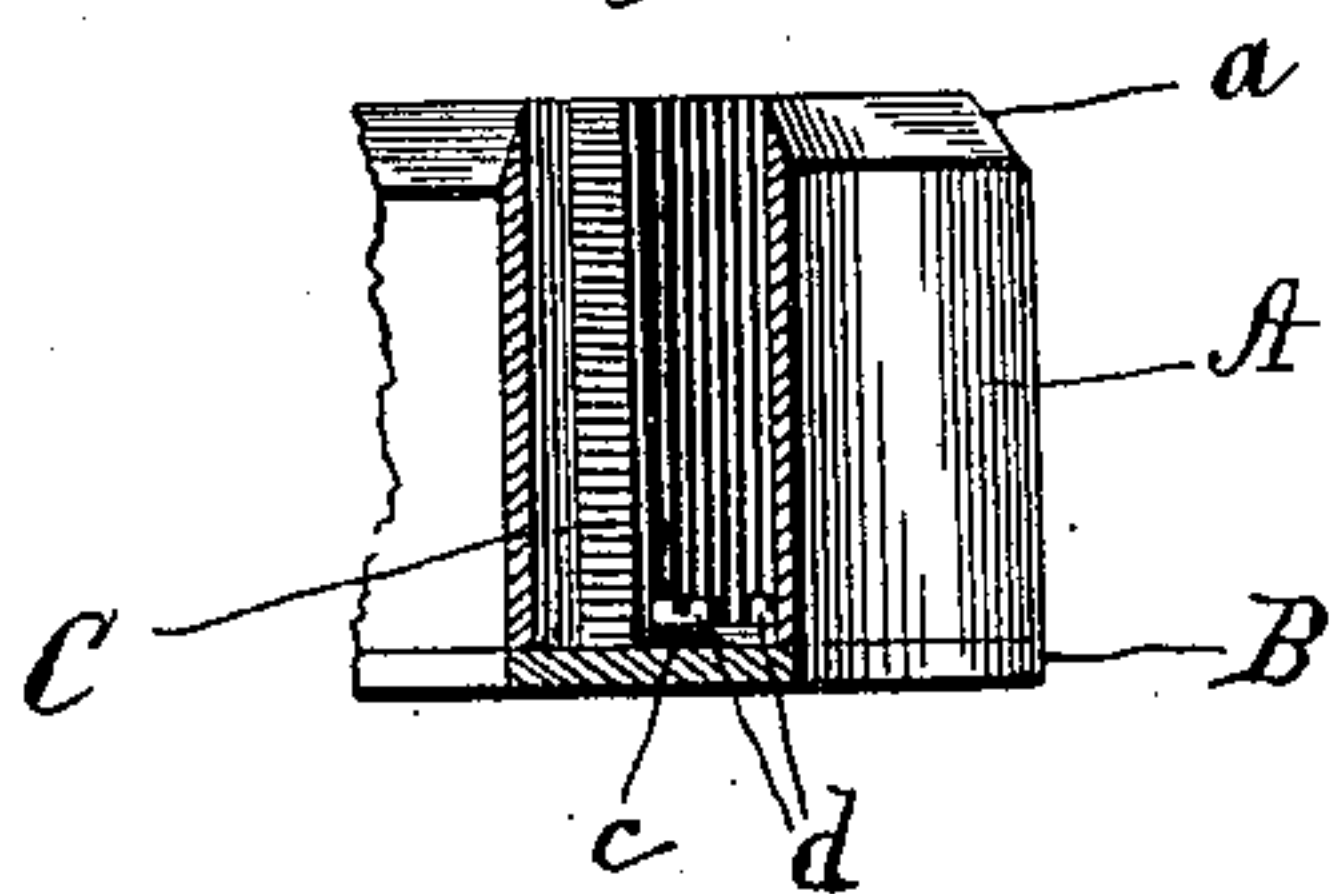


Fig. 3.



Witnesses

J. E. Hutchinson Jr.
H. Homer.

Inventor

John Bunn
By
M. D. Peck
His Attorney

UNITED STATES PATENT OFFICE.

JOHN BUNN, OF BINGHAMTON, NEW YORK.

CIGAR-WRAPPER CUTTER.

SPECIFICATION forming part of Letters Patent No. 579,858, dated March 30, 1897.

Application filed September 1, 1896. Serial No. 604,559. (No model.)

To all whom it may concern:

Be it known that I, JOHN BUNN, a citizen of the United States, residing at Binghamton, in the county of Broome and State of New York, have invented certain new and useful Improvements in Cigar-Wrapper Cutters; and I do hereby declare the following to be a full, clear, and exact description of the invention, such as will enable others skilled in the art to which it appertains to make and use the same, reference being had to the accompanying drawings, which form part of this specification.

My invention relates to cigar-wrapper cutters, and has for its object to improve the construction of such devices in order that the transverse cut at the tip end of the wrapper may be made at the same time the wrapper is cut in the desired form or outline from the tobacco-leaf.

With this end in view my invention consists of the improvements in the construction of cigar-wrapper cutters hereinafter fully set forth in the specification and particularly pointed out in the claim.

Referring to the drawings, Figure 1 is a perspective view of my improved cigar-wrapper cutter. Fig. 2 is a plan view, and Fig. 3 is a sectional view on the line *xx* of Fig. 2.

Similar letters of reference indicate corresponding parts in each figure of the drawings.

A represents the body of the wrapper-cutter having the usual cutting edge *a* entirely around it to cut the wrapper to the desired form or outline.

B is the cap or cover, secured to the body in any desired manner.

C represents a supplemental cutter having

a base *c*, through which screws *d* pass into the cap B to secure the cutter rigidly in position. This supplemental cutter C is secured to the wrapper-cutter near the end which cuts the tip end of the wrapper and is so arranged that its straight cutting edge extends from and at an angle to the cutting edge of the wrapper-cutter to make a straight transverse cut or slit in the wrapper from one edge to a point about half-way across it.

It is well known that in order to properly wrap the tip end of a cigar the wrapper must be slit transversely at its tip end, and this has hitherto been done, so far as I am aware, by the operator when applying the wrapper. This consumes considerable time and necessitates the use of a separate tool, all of which is avoided by the use of my invention.

Having thus fully described my invention, what I claim as new, and desire to secure by Letters Patent, is—

The combination with a cigar-wrapper cutter having a cutting edge entirely around it to cut the wrapper to the desired form or outline, of a supplemental cutter secured to the inner portion of the wrapper-cutter, having a straight cutting edge extending from and at an angle to the cutting edge of the wrapper-cutter to make a straight transverse slit in the wrapper from one edge to a point about half-way across it, substantially as and for the purpose set forth.

In testimony whereof I affix my signature in presence of two witnesses.

JOHN BUNN.

Witnesses:

ASA J. CUMMING,
ALEX. CUMMING.